

Our Ref.: CJO-3113

15 July 2024

The EIA Ordinance Register Office,
Environmental Protection Department,
27th floor, Southorn Centre,
130 Hennessy Road,
Wanchai, Hong Kong

CONTRACT NO. 1/WSD/19 & 6/WSD/21

**IN-SITU REPROVISIONING OF SHA TIN WATER
TREATMENT WORKS (SOUTH WORKS) – WATER TREATMENT WORKS AND
ANCILLARY FACILITIES
Environmental Permit EP-494/2015**

We are enclosing the following information for your kind considerations of our application:

- (a) Three hard copies,
- (b) Two copies of the 100th monthly Environmental Monitoring and Audit (EM&A) Report (Rev.0). (Register No.: AEIAR-187/2015)

Please feel free to contact us should you need further information.

Yours sincerely,
Acumen Environmental Engineering and Technologies Co. Ltd.



Mr. Vega Wong
2698 8032

c.c. Water Supplies Department
c.c. AECOM

Your ref:

Our ref: CJO-3113

By hand

Chief Engineer /Project Management
Water Supplies Department
46/F., Immigration Tower
7 Gloucester Road, Wanchai
(Attn: Mr. H C Wong, Heinz)

15 July 2024

Dear Sir,

**In-Situ Re provisioning of Sha Tin Water Treatment Works (South Works) – Water Treatment Works and Ancillary Facilities
Environmental Permit EP-494/2015
Submission of 100th monthly EM&A Report**

In accordance with the Condition 3.4 of the Environmental Permit (No. EP-494/2015), we submit herewith 3 hard copies and 2 electronic copies of the 100th monthly Environmental Monitoring and Audit (EM&A) Report (Rev.0) for your processing. I certified and confirmed the submission of this monthly EM&A Report had complied with the requirements as set out in the approved Environmental Monitoring and Audit (EM&A) Manual of the EIA Report (Register No.: AEIAR-187/2015).

Yours faithfully,



Mr. Wong, Vega, T. L.

Environmental Team Leader

c.c. Independent Environmental Checker

Your Ref:
Our Ref: 60479142/C/fyw24071501

By Email

Chief Engineer/Project Management
Water Supplies Department
46/F., Immigration Tower
7 Gloucester Road, Wanchai

Attn: Mr. Edmund Huen

15 July 2024

Dear Sir,

Contract No.1/WSD/19

In-situ reprovisioning of Sha Tin Water Treatment Works (South Works) – Water Treatment Works and Ancillary Facilities

Contract No.6/WSD/21

In-situ reprovisioning of Sha Tin Water Treatment Works (South Works) – Administration Building

Submission of 100th Monthly EM&A Report for June 2024

Reference is made to Environmental Team (ET)'s 100th Monthly EM&A Report for June 2024 (Rev. 0) submitted on 12 and 15 July 2024.

In accordance with the Condition 3.4 of the Environmental Permit (No.EP-494/2015), I verified and confirmed the submission of this Monthly EM&A Monitoring Report as compiled with the requirements as set in the approved Environmental Monitoring and Audit (EM&A) Manual of the EIA Report (Register No.: AEIAR-187/2015).

Should you have any queries, please feel free to contact the undersigned at 3922 9366.

Yours faithfully,
AECOM Asia Co. Ltd.



Y W Fung
Independent Environmental Checker

c.c. Environmental Team Leader (via email)



Water Supplies Department



**MONTHLY ENVIRONMENTAL MONITORING AND AUDIT
(EM&A) REPORT (NO. 100)**

FOR

**CONTRACT NO. 1/WSD/19 & 6/WSD/21
IN-SITU REPROVISIONING OF SHA TIN
WATER TREATMENT WORKS (SOUTH WORKS) –
Water Treatment Works and Ancillary Facilities**

(Rev. 0)

**MONTHLY ENVIRONMENTAL
MONITORING AND AUDIT
(EM&A) REPORT (NO. 100)**

**FOR
CONTRACT NO. 1/WSD/19 & 6/WSD/21
IN-SITU REPROVISIONING OF SHA TIN WATER
TREATMENT WORKS (SOUTH WORKS) – WATER TREATMENT WORKS AND
ANCILLARY FACILITIES**





	Name	Signature
Prepared by	Mr. Chiu, Oliver, O. C.	
Reviewed by	Ms. Choy, Yiting, Y. T.	
Approved & Certified by	Mr. Wong, Vega, T. L. Environmental Team Leader (ETL)	
Verified & Confirmed by	Mr. Fung, Y. W. Independent Environmental Checker (IEC)	

TABLE OF CONTENTS

EXECUTIVE SUMMARY

1. INTRODUCTION

- 1.1 PROJECT BACKGROUND**
- 1.2 ORGANIZATION STRUCTURE**
- 1.3 SCOPE OF REPORT**
- 1.4 SUMMARY OF CONSTRUCTION WORKS**

2. EM&A RESULTS

- 2.1 EM&A BACKGROUND**
- 2.2 AIR QUALITY MONITORING**
- 2.3 NOISE MONITORING**
- 2.4 WATER QUALITY MONITORING**
- 2.5 ECOLOGY**
- 2.6 WASTE MANAGEMENT STATUS**
- 2.7 DELIVERY, STORAGE AND HANDLING OF CHLORINE**
- 2.8 EM&A SITE INSPECTIONS**
- 2.9 ENVIRONMENTAL LICENSES AND PERMITS**
- 2.10 IMPLEMENTATION OF ENVIRONMENTAL MITIGATION MEASURES**
- 2.11 SUMMARY IF EXCEEDANCES OF ENVIRONMENTAL QUALITY PERFORMANCE LIMIT**
- 2.12 SUMMARY OF COMPLAINTS, NOTIFICATION OF SUMMONS AND SUCCESSFUL PROSECUTIONS**
- 2.13 DATA MANAGEMENT AND DATA QA/QC CONTROL**

3. FUTURE KEY ISSUES

- 3.1 CONSTRUCTION PROGRAMME FOR COMING MONTHS**
- 3.2 KEY ISSUES FOR THE COMING MONTH**

4. CONCLUSIONS AND RECOMMENDATIONS

- 4.1 SUMMARY**

**LIST OF APPENDICES**

Appendix A	General Layout Plan
Appendix B	Project Organization
Appendix C	Latest Construction Programme
Appendix D	Location of Construction Activities
Appendix E	Environmental Sensitive Receivers in the Vicinity of the Project
Appendix F	Summary of Action and Limit Levels
Appendix G	Event Action Plan
Appendix H	Impact Monitoring Schedules
Appendix I	Location Plan of Air Quality Monitoring Stations
Appendix J	Calibration Certificates (Air monitoring)
Appendix K	Impact Air Quality Monitoring Results and Graphical Presentation
Appendix L	Location Plan of Noise Monitoring Station
Appendix M	Calibration Certificates (Noise)
Appendix N	Impact Noise Monitoring Results and Graphical Presentation
Appendix O	Location Plan of Water Quality Monitoring Station
Appendix P	Calibration Certificate (Water Quality)
Appendix Q	The Certification of Laboratory with HOKLAS accredited Analytical Tests
Appendix R	Impact Water Quality Monitoring Results
Appendix S	Impact Monitoring report for Ecology
Appendix T	Monthly Summary of Waste Flow Table
Appendix U	Implementation Schedule of Environmental Mitigation Measures (EMIS)
Appendix V	Cumulative Statistics on Exceedances, Complaints, Notifications of Summons and Successful Prosecutions
Appendix W	Tentative schedule for environmental monitoring

**EXECUTIVE SUMMARY**

- A.1 Pursuant to the Environmental Impact Assessment (EIA) Ordinance, the Director of Environmental Protection (DEP) granted the Environmental Permit (No. EP- 494/2015) to the Water Supplies Department (WSD) to construct and operate the designated project for “In-situ Reprovisioning of Sha Tin Water Treatment Works - South Works” (“The Project”).
- A.2 Under Contract No. 1/WSD/19 and 6/WSD/21, ATAL - CW - MH JV (ACMJV) is commissioned by WSD to undertake the construction of the main works while AECOM Asia Company Limited was appointed by WSD as the Engineer. For implementation of the environmental monitoring and audit (EM&A) programme under the Contract, Acumen Environmental Engineering & Technologies Company Limited was appointed by ACMJV as the Environmental Team (ET). AECOM Asia Company Limited was also employed by the WSD as the Independent Environmental Checker (IEC).
- A.3 The construction phase of Contract No. 3/WSD/15 commenced on 30 October 2015 for completion by 31 December 2020. The construction phase of Contract No. 1/WSD/19 commenced on 01 January 2021. The construction phase of Contract No. 6/WSD/21 commenced on 16 March 2022. The impact monitoring of the EM&A programme, including air quality, noise, water quality monitoring as well as environmental site inspections, commenced on 17 February 2016.
- A.4 This is the 100th monthly Environmental Monitoring and Audit Report for the Project which covers the period from 1 to 30 June 2024 (the reporting period) for Contract No. 1/WSD/19 and 6/WSD/21.
- A.5 For Contract No. 1/WSD/19, as informed by the Contractor, major activities in the reporting period included:
- Major Structure Works (S1F , SWPS, S2F)
 - ✧ Base slab
 - ✧ Slab
 - ✧ wall construction
 - ✧ Stainless Steel Pipe Installation
 - Major Structure Works (RMF & Ozone):
 - ✧ Base slab
 - ✧ wall construction
 - ✧ Earthing Rod Installation,
 - ✧ Dismantle of ELS
 - ✧ Stainless Steel Pipe Installation
 - Water equalization tank:
 - ✧ Finish Work
 - ✧ Metal Work
 - Installation of Tower Crane (SWPS)
- A.6 For Contract No. 6/WSD/21, as informed by the Contractor, major activities in the reporting period included:
- 2/F Zone 1a concrete casted
 - LG/F FS Sprinkler Plant Concrete casted
 - Footing Bay 3f casted
 - Structural wall of LG/F TX Rm casted
 - G/F Zone 3c concrete casted
 - Construction of 2/F Zone 1b
 - 320 nos. MiC units installed
 - Construction of LG/F MiC Bondek slab



A.7 Environmental monitoring activities under the EM&A program in this reporting period are summarized below

Issues	Environmental Monitoring Parameters / Inspection	Occasions
Air	1-Hour TSP	15
Noise	$L_{eq(30mins)}$ Daytime	5
Water Quality	Water Sampling	12
Inspection / Audit	ET Regular Environmental Site Inspection	4
	IEC Monthly Environmental Site Audit	1

A.8 No exceedance of air quality and noise monitoring was recorded in this reporting period. There were 0 exceedance in action level and 1 exceedance in limit level for water quality monitoring was recorded in this reporting period.

A.9 No environmental complaint was received via EPD in this reporting period.

A.10 No notification of any summons and successful prosecutions was received in this reporting period.

A.11 No reporting change was made in this reporting period.

A.12 EPD site inspection was conducted on 6th June.

A.13 As informed by the Contractor, the major works for Contract No. 1/WSD/19 between July 2024 to September 2024 will be:

- Major Structure Works (S1F , SWPS, S2F)
 - ✧ Base slab
 - ✧ Slab
 - ✧ wall construction
 - ✧ Stainless Steel Pipe Installation
- Major Structure Works (RMF & Ozone):
 - ✧ Base slab
 - ✧ wall construction
 - ✧ Earthing Rod Installation,
 - ✧ Dismantle of ELS
 - ✧ Stainless Steel Pipe Installation
- Water equalization tank:
 - ✧ Finish Work
 - ✧ Metal Work
- Installation of Tower Crane (SWPS)

A.14 As informed by the Contractor, the major works for Contract No. 6/WSD/21 between July 2024 to September 2024 will be:

- Construction of MiC bondek
- 2 nos of NS MiC units installation at LG/F
- Footing Construction of Bay 3f1, 3d & 4
- Construction of LG/F zone 3f, 3f1
- Construction of G/F Zone 2a & 3
- Construction of 2/F Zone 1b & 2a
- Construction of structural steel roof and corresponding bondek slab
- Installation of curtain wall



A.15 EM&A monitoring for the 100th reporting period for Contract No. 1/WSD/19 and 6/WSD/21 has been completed. The 101st monthly EM&A report will cover the period from 1 to 31 July 2024.



1. INTRODUCTION

1.1. PROJECT BACKGROUND

- 1.1.1 Pursuant to the Environmental Impact Assessment (EIA) Ordinance, the Director of Environmental Protection (DEP) granted the Environmental Permit (No. EP- 494/2015) on 28 January 2015, subsequent to approval of the EIA Report (Register No. AEIAR-187/2015), to the Water Supplies Department (WSD) to construct and operate the designated project for “In-situ Reprovisioning of Sha Tin Water Treatment Works - South Works” (“The Project”).
- 1.1.2 Under Contract No. 1/WSD/19 and 6/WSD/21, ATAL – CW – MH JV (ACMJV) and CW–FWS–JV are commissioned by WSD to undertake the construction of the main works while AECOM Asia Company Limited was appointed by WSD as the Engineer. For implementation of the environmental monitoring and audit (EM&A) programme under the Contract, Acumen Environmental Engineering & Technologies Company Limited was appointed by ACMJV as the Environmental Team (ET). AECOM Asia Company Limited was also employed by the WSD as the Independent Environmental Checker (IEC).
- 1.1.3 The construction phase of Contract No. 3/WSD/15 commenced on 30 October 2015 for completion by 31 December 2020. The construction phase of Contract No. 1/WSD/19 commenced on 01 January 2021. The construction phase of Contract No. 6/WSD/21 commenced on 16 March 2022. The general layout plan of the Contract components is presented in **Appendix A**.
- 1.1.4 ET conducted below baseline monitoring at designated locations according to the EM&A Manual.
- Air quality and noise: from 21 December 2015 to 3 January 2016.
- Water quality: from 15 December 2015 to 8 January 2016.
- 1.1.5 Baseline Monitoring Report was issued by the ET and verified by the IEC on 27 January 2016 and submitted to the EPD on 2 February 2016.
- 1.1.6 The impact monitoring of the EM&A programme, including air quality, noise, water quality monitoring as well as environmental site inspections, commenced on 17 February 2016.



1.2. ORGANIZATION STRUCTURE

1.2.1 The organization structure of the Contract is shown in **Appendix B**. Contact details of key personnel are summarized in below table:

Table 1-1: Key Personnel Contact for Environmental Works

Party	Position	Name	Telephone
Water Supplies Department	Senior Engineer	Mr. Ng, Horace, C. K.	2829 5693
AECOM	Chief Resident Engineer	Mr. Ng, Derek, K. H.	9717 1420
	Independent Environmental Checker	Mr. Fung, Y. W.	3922 9366
	Deputy Independent Environmental Checker	Ms. Lam, Lemon, M. C.	3922 9381
ATAL-CW-MH Joint Venture	Project Manager	Mr. Leung, W. C.	3758 8373
	Site Agent	Ms. Cheung, S. Y.	6323 4716
CW-FWS JV	Construction Manager	Mr. Tung, K. M.	9680 4586
	Site Agent	Mr. Lee, C. M.	9148 4389
Acumen Env. Eng. & Tech. Co. Ltd.	Project Director	Ir Dr. Lam, Gabriel, C. K.	2333 6823
	Environmental Team Leader	Mr. Wong, Vega, T. L.	6113 2368
	Ecologist	Mr. Wan, Jay, P. H.	2333 6823

1.3. SCOPE OF REPORT

1.3.1 This is the 100th monthly EM&A Report under the Contract No. 1/WSD/19 and 6/WSD/21 In-situ Reprovisioning of Sha Tin Water Treatment Works (South Works) – Water Treatment Works and Ancillary Facilities covering the period from 1 to 30 June 2024 (the reporting period).

1.3.2 The EM&A requirements for impact monitoring are set out in the approved EM&A Manual. Environmental aspects such as the construction air quality, noise, water quality and ecology were identified as the key issues during the construction phase of the Project.

1.4. SUMMARY OF CONSTRUCTION WORKS

1.4.1 The construction phase of the Contract commenced on 30 October 2015. Latest construction programmes are shown in **Appendix C**.

1.4.2 As informed by the Contractor, no major works for Contract No.3/WSD/15 will be conducted. The major works for Contract No. 1/WSD/19 in June 2024 are:

- Major Structure Works (S1F , SWPS, S2F)
 - ✧ Base slab
 - ✧ Slab
 - ✧ wall construction
 - ✧ Stainless Steel Pipe Installation
- Major Structure Works (RMF & Ozone):
 - ✧ Base slab
 - ✧ wall construction
 - ✧ Earthing Rod Installation,
 - ✧ Dismantle of ELS
 - ✧ Stainless Steel Pipe Installation



-
- Water equalization tank:
 - ✧ Finish Work
 - ✧ Metal Work
 - Installation of Tower Crane (SWPS)

1.4.3 As informed by the Contractor, no major works for Contract No.3/WSD/15 will be conducted. The major works for Contract No. 6/WSD/21 in June 2024 are:

- 2/F Zone 1a concrete casted
- LG/F FS Sprinkler Plant Concrete casted
- Footing Bay 3f casted
- Structural wall of LG/F TX Rm casted
- G/F Zone 3c concrete casted
- Construction of 2/F Zone 1b
- 320 nos. MiC units installed
- Construction of LG/F MiC Bondek slab
-

1.4.4 The locations of the construction activities are shown in **Appendix D**. The Environmental Sensitive Receivers in the vicinity of the Project are shown in **Appendix E**.



2. EM&A RESULTS

2.1. EM&A BACKGROUND

2.1.1 The EM&A programme required environmental monitoring for air quality, noise, water quality and ecology as well as environmental site inspections for air quality, noise, water quality, waste management and ecology impacts. The EM&A requirements and related findings for each component are summarized in the following sections. A summary of impact monitoring programme is presented in Table 2-1.

Table 2-1: Summary of Impact Monitoring Programme

Impact Monitoring	Sampling Parameter	Frequency
Air Quality	1-hour TSP	3 times in every 6 days when documented and valid complaint was received
Noise	L_{eq} 30 min, L_{eq} 5 min, L_{10} and L_{90} as reference.	1 time per week: ◆ L_{eq} 30 min for normal weekdays from 0700 - 1900;
Water Quality	Duplicate in-situ measurements: Dissolved Oxygen (DO), Turbidity and pH; HOKLAS-accredited laboratory analysis: Suspended Solids (SS).	3 days per week. The interval between 2 monitoring days will be more than 36 hours.
Ecology	-	A detailed at least 6 years post-planting monitoring and maintenance programme

Remark: Sampling Depth for Water Quality:

- (i) 3 depths: 1m below water surface, 1m above bottom and at mid-depth when the water depth exceeds 6m.
- (ii) If the water depth is between 3m and 6m, 2 depths: 1m below water surface and 1m above bottom.
- (iii) If the water depth is less than 3m, 1 sample at mid-depth is taken

2.1.2 A summary of the monitoring parameters is presented in Table 2-2.

Table 2-2: Summary of the monitoring parameters of EM&A Requirements

Environmental Issue	Parameter
Air Quality	● 1-hour TSP Monitoring by Real-Time Portable Dust Meter
Noise	● L_{eq} (30min) during normal working hours
Water Quality	In-situ measurement <ul style="list-style-type: none"> ● Dissolved Oxygen (mg/L); ● Dissolved Oxygen Saturation (%); ● Turbidity (NTU); ● pH value; ● Water depth (m); and ● Temperature (°C)
	Laboratory analysis <ul style="list-style-type: none"> ● Suspended Solids (mg/L)



- 2.1.3 Summary of determination of Action/Limit (A/L) Levels for air quality, noise and water quality are presented in **Appendix F**.
- 2.1.4 Should non-compliance of the environmental quality criteria occurs, remedial actions will be triggered according to the Event and Action Plan enclosed in **Appendix G**.
- 2.1.5 The impact monitoring schedules are presented in **Appendix H** and the monitoring results are detailed in the following sub-sections.

2.2. AIR QUALITY MONITORING

- 2.2.1 Impact monitoring for air quality had been carried out in accordance with Sections 2.29 of the approved EM&A Manual to determine the ambient 1-hour total suspended particulates (TSP) levels at the monitoring locations. 1-hour TSP sampling should be undertaken at least 3 times in every six-days at each monitoring station when the highest dust impacts are expected. General meteorological conditions (wind speed, direction and precipitation) and notes regarding any significant adjacent dust producing sources had also been recorded throughout the impact monitoring period.
- 2.2.2 Two (2) designated monitoring stations, AM1 located at the L Louey and AM2 located at Hin Keng Estate - Hin Wan House, were recommended in Section 2.18 of the approved EM&A Manual. In order to identify and seek for the access of the air monitoring locations designated in the EM&A Manual, site visit was conducted among ET, IEC and EPD.
- 2.2.3 During the site visit, all designated air monitoring locations were identified. Details of air monitoring stations are described in Table 2-3. The location plan of air quality monitoring stations is shown in **Appendix I**.

Table 2-3: Location of the Air Quality Monitoring Stations

Air Quality Monitoring Station	Air Sensitive Receiver (ASR) ID in the approved EIA Report	Dust Monitoring Station
AM1	ASR2	The L Louey (at a platform level of about 5m above road level nearby)
AM2	ASR4	Hin Keng Estate - Hin Wan House (at the roof top)

- 2.2.4 The monitoring equipment using for the air quality impact monitoring was proposed by ET and verified by IEC. 1-hour TSP levels had been measured with direct reading dust meter. It has been demonstrated its capability in achieving comparable results with high volume sampling method as set out in the Title 40 of the Code of Federal Regulations, Chapter 1 (Part 50). The details of equipment using for impact monitoring are listed in Table 2-4 as below.

Table 2-4: Air Quality Impact Monitoring Equipment

Equipment	Model
Portable dust meter – 1-hour TSP	Qingdao Jingcheng Model PC-3A (E)
Portable Wind Speed Indicator	The Kestrel Pocket Weather Meter

- 2.2.5 The 1-hour TSP meter provides a real time 1-hour TSP measurement based on 90° light scattering. The 1-hour TSP monitor consists of the following:
- A pump to draw sample aerosol through the optic chamber where TSP is measured;
 - A sheath air system to isolate the aerosol in the chamber to keep the optics clean for maximum reliability;



and

- A built-in data logger compatible with based program to facilitate data collection, analysis and reporting.

2.2.6 The 1-hour TSP meter was calibrated by the manufacturer prior to purchasing. Zero response of the instrument was checked before and after each monitoring event. Operation of the 1-hour TSP meter followed manufacturer’s Operation and Service Manual. A valid calibration certificate is attached in **Appendix J**.

2.2.7 In this Reporting Period, a total of five (5) sampling days perform air quality monitoring at the two designated locations. The results for 1-hour TSP are summarized in Table 2-5 and Table 2-6.

Table 2-5: Summary of 1-hour TSP Monitoring Results – AM1

Date	Weather	1-hour TSP ($\mu\text{g}/\text{m}^3$)				
		Start Time	End Time	1 st Measurement	2 nd Measurement	3 rd Measurement
4/6/2024	cloudy	13:40	16:40	34	33	37
8/6/2024	cloudy	12:56	15:56	18	17	20
14/6/2024	cloudy	12:52	15:52	43	40	39
20/6/2024	cloudy	12:53	15:53	30	33	35
26/6/2024	fine	12:52	15:52	33	36	25
Average				31.5		
Range				17 – 43		

Table 2-6: Summary of 1-hour TSP Monitoring Results – AM2

Date	Weather	1-hour TSP ($\mu\text{g}/\text{m}^3$)				
		Start Time	End Time	1 st Measurement	2 nd Measurement	3 rd Measurement
4/6/2024	cloudy	13:44	16:44	29	27	20
8/6/2024	cloudy	13:00	16:00	19	21	24
14/6/2024	cloudy	12:56	15:56	35	36	33
20/6/2024	cloudy	12:57	15:57	25	28	31
26/6/2024	fine	12:56	15:56	22	23	27
Average				26.7		
Range				19 – 36		

2.2.8 In this Reporting Month, all monitoring result were below the action level. Hence, no Action or Limit Level exceedance was triggered during this month. The impact air quality monitoring results and graphical presentation are shown in **Appendix K**.

**2.3. NOISE MONITORING**

- 2.3.1 Impact monitoring for noise levels had been measured in accordance with Sections 3.13 of approved EM&A Manual on normal weekdays at a frequency of once a week at logging interval of 30 minutes for daytime (between 0700 and 1900 hours of normal weekdays). The L_{eq} had been recorded at the specified intervals.
- 2.3.2 According to Section 3.7 of the approved EM&A Manual, 3 noise sensitive receivers designated for the construction noise monitoring. The designated monitoring stations are identified and successfully granted by the premises. The details of noise monitoring stations are described in Table 2-7 and the location plan of noise monitoring stations is shown in **Appendix L**.

Table 2-7: Details of Noise Monitoring Stations

Noise Monitoring Station	Noise Sensitive Receiver (NSR) ID in the approved EIA Report	Identified Noise Monitoring Station
NM1	HK2	The L Louey (South) (at a platform level of about 5m above road level nearby - free field measurement)
NM2	HK5	Hin Keng Estate – Hin Wan House (at the roof level - facade measurement)
NM3	HK7	C.U.H.K.F.A.A. Thomas Cheung School (at the roof level - free field measurement)

- 2.3.3 The monitoring equipment using for the noise impact monitoring was proposed by ET and verified by IEC. Sound level meter in compliance with the International Electrotechnical Commission Publications 651: 1979 (Type 1) and 804: 1985 (Type 1) specifications has been used for carrying out the noise monitoring. The sound level meter has been checked using an acoustic calibrator. The wind speed has been checked with a portable wind speed meter capable of measuring the wind speed in m/s. The details of equipment using for impact monitoring are listed in Table 2-8 as below.

Table 2-8: Noise Impact Monitoring Equipment

Noise	
Sound Level Meter	Svantek 971
Acoustic Calibrator	Rion NL-52
Portable Wind Speed Indicator	The Kestrel Pocket Weather Meter

- 2.3.4 All noise measurements were the meter set to FAST response and on the A-weighted equivalent continuous sound pressure level (L_{eq}).
- 2.3.5 Prior to the impact noise measurement, the accuracy of the sound level meter was checked using an acoustic calibrator generating a known sound pressure level at a known frequency. Regular checking



was conducted in impact monitoring period. The calibration level before and after the noise measurement is agreed to within 1.0 dB.

2.3.6 An acoustic calibrator and sound level meter using impact monitoring is within the valid period and were calibrated per year. A set of valid calibration certificates is attached in **Appendix M**.

2.3.7 Noise measurements should not be made in presence of fog, rain, wind with a steady speed exceeding 5 ms^{-1} or wind with gusts exceeding 10 ms^{-1} . The wind speed was checked with a portable wind speed meter capable of measuring with speeds in ms^{-1} .

2.3.8 In this Reporting Period, a total five (5) occasions noise monitoring was undertaken in Reporting period. The noise monitoring results at the designated locations are summarized in Tables 2-9 to 2-11.

Table 2-9: Summary of Noise Monitoring Results – NM1

Date	Time	Weather	1 st Leq _{5min}	2 nd Leq _{5min}	3 rd Leq _{5min}	4 th Leq _{5min}	5 th Leq _{5min}	6 th Leq _{5min}	Leq _{30min}
4/6/2024	13:40 - 14:10	cloudy	52.3	52.9	56.8	54.3	55.5	55.7	54.9
8/6/2024	12:56 - 13:26	cloudy	54.4	57.8	56.1	58.6	53.8	53.5	56.2
14/6/2024	12:52 - 13:22	cloudy	56.4	55.8	57.2	54.9	54.6	55.1	55.8
20/6/2024	12:53 - 13:23	cloudy	54.1	54.2	55.6	55.4	55.6	55.5	55.1
26/6/2024	13:52 - 14:22	fine	54.6	54.9	55.8	57.9	53.2	56.0	55.6
Average									55.5
Range									54.9 – 56.2
Limit Level >75dB(A)									

Table 2-10: Summary of Noise Monitoring Results – NM2

Date	Time	Weather	1 st Leq _{5min}	2 nd Leq _{5min}	3 rd Leq _{5min}	4 th Leq _{5min}	5 th Leq _{5min}	6 th Leq _{5min}	Leq _{30min}
4/6/2024	14:14 - 14:44	cloudy	48.6	50.2	47.3	48.5	49.5	50.0	49.1
8/6/2024	13:30 - 14:00	cloudy	52.5	51.6	51.3	49.4	49.7	50.5	51.0
14/6/2024	13:26 - 13:56	cloudy	51.1	50.9	50.3	49.8	49.6	52.0	50.7
20/6/2024	13:27 - 13:57	cloudy	49.4	49.8	50.7	50.6	50.4	50.0	50.2
26/6/2024	14:26 - 14:56	fine	48.7	47.7	49.0	47.9	50.3	51.6	49.4
Average									50.1
Range									49.1 – 51.0
Limit Level >75dB(A)									



Table 2-11: Summary of Noise Monitoring Results – NM3

Date	Time	Weather	1 st Leq _{5min}	2 nd Leq _{5min}	3 rd Leq _{5min}	4 th Leq _{5min}	5 th Leq _{5min}	6 th Leq _{5min}	Leq _{30min}
4/6/2024	14:48 - 15:18	cloudy	48.9	48.4	47.2	46.4	46.9	48.8	47.9
8/6/2024	14:04 - 14:34	cloudy	49.4	48.1	46.8	46.5	47.6	45.6	47.5
14/6/2024	14:00 - 14:30	cloudy	48.3	48.9	47.5	49.9	49.7	46.3	48.6
20/6/2024	14:01 - 14:31	cloudy	47.1	47.8	48.4	48.3	47.7	48.5	48.0
26/6/2024	15:00 - 15:30	fine	46.6	49.3	47.9	46.2	45.2	44.5	46.9
Limit Level 70dB(A) during normal teaching periods or 65dB(A) during examination periods								Average	47.8
								Range	46.9 – 48.6

2.3.9 As shown in the results were well below the limit level, also no complaint was received by the RE, WSD, EPD and contractor. Hence, no Action or Limit Level exceedance was triggered during this month. The impact noise quality monitoring results and graphical presentation are shown in **Appendix N**.

2.4. WATER QUALITY MONITORING

2.4.1 Water Impact monitoring had been taken three days per week with sampling or measurement in accordance with Sections 4.12 of the approved EM&A Manual at all designated monitoring stations in the 2 water courses. The interval between 2 sets of monitoring had been more than 36 hours. Replicate in-situ measures had been carried out in each sampling event.

2.4.2 Three (3) control and two (2) impact stations were recommended in the Section 4.7 of the approved EM&A Manual to carry out water quality monitoring. In order to identify and seek for the access of the water monitoring locations designated in the approved EM&A Manual, site visit was conducted among ET, IEC and Environmental Protection Department (EPD).

2.4.3 During the site visit, all designated monitoring locations were identified however one more impact stations (M3) along the same water course was introduced due to the concern on multiple site effect, in particular to address the potential impact to M2 from a source at upstream of the water course. Details and coordinates of the monitoring stations are described in Table 2-12 and the location plan of water quality monitoring stations is shown in **Appendix O**.

Table 2-12: Details of Water Quality Monitoring Station

Water Quality Monitoring Station	Description	Co-ordinates	
		Easting	Northing
C1	Control Stations	835110	824716
C2		835403	824470
C3		835642	824386
M1	Impact Monitoring Stations	835215	824827
M2		835536	824775
M3		835501	824648

2.4.4 The water monitoring equipment and analysis using for the water quality monitoring were proposed by ET and verified by IEC. The details of equipment using for impact monitoring are listed in the Table 2-13 below:



Table 2-13: Monitoring Equipment Used in Impact Monitoring Program

Water quality	
Horiba Multi Water Quality Checker U-53	
Thermometer & DO meter	The instrument is a portable and weatherproof dissolved oxygen (DO) measuring instrument complete with cable and sensor, and use a DC power source. The equipment is capable of measuring as included a DO level in the range of 0 - 20mg/L and 0 - 200% saturation; and a temperature of 0 - 45°C.
pH meter	The instrument consists of a potentiometer, a glass electrode, a reference electrode and a temperature-compensating device. It is readable to 0.1 pH in range of 0 to 14.
Turbidimeter	The instrument is a portable and weatherproof turbidity measuring instrument using a DC power source. It has a photoelectric sensor capable of measuring turbidity between 0 - 1000 NTU.
Laboratory Analysis	
Suspended Solids	HOKLAS-accredited laboratory (Acumen Laboratory and Testing Limited)

Remark:

- (i) *Water samples for suspended solids (SS) have been stored in high density polythene bottles with no preservative added, packed in ice (cooled to 4°C without being frozen).*

- 2.4.5 Before the commencement of the sampling, general information such as the date and time of sampling as well as the personnel responsible for monitoring were recorded on the monitoring field data sheet.
- 2.4.6 Water temperature, turbidity, DO, pH and water depth were measured in-situ. Since water depths at C1, C2, M1, M2 and M3 were less than 3 m, all in-situ measurements and sampling conducted at one water depth such as mid-depth are performed. Moreover, C3 was recorded dry throughout the sampling period. Therefore, in-situ measurements and sampling could not be conducted at C3 in accordance with the water monitoring requirements in the approved EM&A Manual.
- 2.4.7 At each sampling point, (two) 2 consecutive measurements of temperature, DO, turbidity and pH were measured. The Multi-Parameter Water Quality Monitoring Probe were retrieved out of the water after the first measurement and then re-deployed for the second measurement. Where the difference in the value between the first and second readings of each set was more than 25% of the value of the first reading, the reading was discarded and further readings were taken. The certification of the Multi-parameter Water Quality Monitoring System is showed in **Appendix P**.
- 2.4.8 All water samples were delivered to the Acumen Laboratory and Testing Limited (HOKLAS registration no.: 241). SS testing was used HOKLAS accredited Analytical method APHA 2540 D. The certification of laboratory with HOKLAS accredited analytical tests are provided in **Appendix Q**.
- 2.4.9 In this reporting period, a total of thirteen (13) sampling days perform water monitoring at the six designated locations. Monitoring results of 4 key parameters: dissolved oxygen (DO), turbidity, suspended solids and pH in this Reporting Months, are summarized in Table 2-14.



Table 2-14: Summary of Water Quality Monitoring Results

Dissolved Oxygen – Mid Depth (mg/L)	C1	C2	C3	M1	M2	M3
Average	11.89	10.55	N/A	13.70	12.47	12.28
Min.	10.15	10.05	N/A	10.27	10.20	10.12
Max.	13.87	11.23	N/A	14.94	14.36	13.86
Turbidity – Mid Depth (NTU)	C1	C2	C3	M1	M2	M3
Average	0.44	0.17	N/A	1.08	0.45	0.07
Min.	0.00	0.00	N/A	0.00	0.00	0.00
Max.	1.29	0.78	N/A	1.77	2.13	0.64
Suspended Solid – Mid depth (mg/L)	C1	C2	C3	M1	M2	M3
Average	1.57	1.62	N/A	2.10	1.33	1.51
Min.	<1	<1	N/A	<1	<1	<1
Max.	2.30	4.60	0.00	3.00	3.10	<u>7.10</u>
pH value (unit)	C1	C2	C3	M1	M2	M3
Average	7.64	7.63	N/A	7.8	7.72	7.68
Min.	7.03	6.75	N/A	7.19	7.02	7.01
Max	7.88	8.03	N/A	8.14	7.98	8.01

Remark 1: Suspended solid values that are <1 is assumed to be 1 during calculation.

Remark 2: Underlined values indicated exceedance of limit level.

Remark 3: Details of exceedance of action level, please refer to appendix R.

2.4.10 In this reporting month, most of the monitoring results were below or within the action level. There was 0 exceedance of action level and 1 exceedance of limit level in the reporting period, all was found non-project related. Detailed monitoring results including in-situ measurements, laboratory analysis data are shown in Appendix R.

2.4.11 Investigation report for the exceedance of water quality in June 2024 are supplemented in Appendix V.



2.5. ECOLOGY

- 2.5.1 The condition of TA572 was observed in fair health despite in poor form. TA327 was in fair condition; while already dead TA326 collapsed under Signal No. 10 typhoon Mangkhut in September 2018. Tree guying cables have been installed to provide external support to the two remaining transplanted trees. Climbing vines on TA327 should be removed, including the roots, to reduce rapid colonization covering the canopy.
- 2.5.2 Compensatory planting of TA326 has been completed on 25 March 2020 by planting two *Syzygium levinei* and one *Schefflera heptaphylla*. However, the two native *Syzygium levinei* were mis-planted by two exotic *Syzygium jambos*, which has been replaced by another native tree species *Celtis sinensis* on 31 May 2021. Climbing vines on one of the *Celtis sinensis* should be removed, including the roots, to reduce rapid colonization covering the canopy.
- 2.5.3 *Desmos chinensis* has been finalized as the candidate to compensate the loss of *Artabotrys hongkongensis*. Two individuals were planted at Wall C in STWTW on 1 April 2021.
- 2.5.4 New small sprouts keep emerging from the two *Desmos chinensis* that have been reported dead previously. Construction materials was also found too close to the planter. An eye-catching protective fence shall be set up as a protection zone. No construction materials shall be placed near/ within the protection zone.
- 2.5.5 In order to enhance a sustainable survival during the post-transplantation stage, a shelter (such as shading net) has been installed to reduce intensity of direct sunlight received and avoid direct hit of rainstorm/ typhoon to the 27 nos. *Cibotium barometz* at Portion E of STSFWSR.
- 2.5.6 Weeding by hand held tools within protection zone of *Cibotium barometz* is urgently needed.
- 2.5.7 Root ball of TA572 and TA327 tree should be kept moisture especially during dry and non-raining day.
- 2.5.8 Signs of ploughed soil by wild boar(s) at the two groups of transplanted *Cibotium barometz* were reported in previous monitoring. A robust fencing was recently installed to protect the group of *Cibotium barometz* from further damage caused by wild boars. However, the protection zones were damaged by unknown persons recently. They should be repaired and secured as soon as possible. Surveillance cameras has been installed for any suspicious persons.
- 2.5.9 Given that leftover/ garbage was observed nearby, illegal feeding of wild pigs or other wild animals was also suspected to occur. Warning signs of illegal feeding and plant protection zone may be put



along the receptor site to remind the hikers. Reporting the case to the relevant government department, i.e. AFCDD, is suggested to prevent further aggregation of wild boars in the area.

2.6. WASTE MANAGEMENT STATUS

- 2.6.1 The Contractor has submitted application form for registration as chemical waste producer under the Contract. Sufficient numbers of receptacles were available for general refuse collection and sorting. The Waste Producer Number to the Contractor is assigned in respect of the project site.
- 2.6.2 Wastes generated during this reporting period include mainly construction wastes (inert and non-inert). Waste flow table was prepared by the Contractor to record amount of waste generated and disposed (**Appendix T**).
- 2.6.3 The Contractor was advised to properly maintain on site C&D materials and waste collection, sorting and recording system, dispose of C&D materials and wastes at designated ground and maximize reuse/recycle of C&D materials and wastes.
- 2.6.4 The Contractor was also reminded to properly maintain the site tidiness and dispose of the wastes accumulated on site regularly and properly. For chemical waste containers, the Contractor was reminded to treat properly and store temporarily in designated chemical waste storage area on site in accordance with the Code of Practice on the Packaging, Labelling and Storage of Chemical Wastes.

2.7. DELIVERY, STORAGE AND HANDLING OF CHLORINE

2.7.1 Chlorine is delivered to Sha Tin WTW in batches of up to 6×1-tonne drums. The transport route from Sham Shui Kok dock on North Lantau is shown in **Figure 1**. The route passes along the North Lantau Expressway, around the northern edge of Tsing Yi, through Tsuen Wan and along Tai Po Road (Piper's Hill) to Sha Tin (Table 2-15).

Figure 1: Chlorine Transport Route to Sha Tin Water Treatment Works



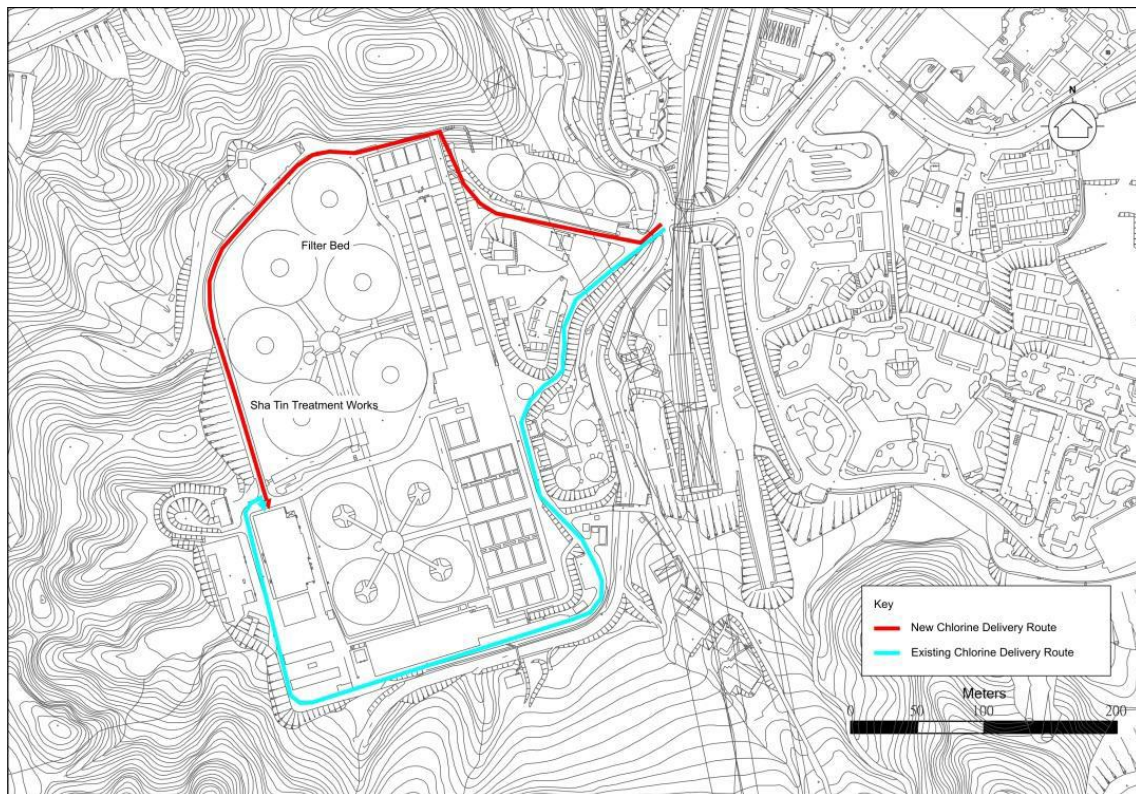
Table 2-15: Chlorine Truck Transport Route

Destination	Route
From SSK Dock to Sha Tin WTW	Sham Shui Kok Dock > Cheung Tung Road > Sunny Bay Road > N Lantau Highway > Lantau Link > NW Tsing Yi Interchange > Tsing Yi North Coastal road > Tsing Tsuen Road > Tsuen Wan Road > Kwai Chung Road > Ching Cheung Road > Tai Po Road > Tai Po Road (Piper’s Hill) > Tai Po Road (Sha Tin Heights) > Tai Po Road > Tsing Sha Highway (Sha Tin) > Tai Po Rd (Sha Tin) > Sha Tin Rural Committee Rd > Tai Chung Kiu Rd > Che Kung Miu Road > Sha Tin WTW

2.7.2 Unloading takes place inside the Chlorination House, with the doors closed, in a designated truck unloading bay. The movement of drums within the storage area and ‘drive-through’ unloading bay is carried out using a hoist/monorail system with a purpose-built lifting beam. Prior to usage, the drums are stored on cradles within the chlorine storage area.

2.7.3 The on-site chlorine delivery route is shown in **Figure 2**.

Figure 2: Chlorine Delivery Route at Sha Tin WTW



2.7.4 An emergency chlorine scrubbing system is installed to remove any leaked chlorine in the chlorine handling and storage areas. The system is a packed tower utilising sodium hydroxide as the neutralising agent. The plant and equipment are installed in a separate scrubber room.

2.7.5 On detection of chlorine at a concentration of 3 ppm or above in the chlorine handling or storage areas, the scrubbing system will activate automatically. The air/chlorine mixture in the affected areas is drawn into the scrubber by the scrubber fan via ducting connected to the normal ventilation system. An electrically-operated isolating damper is provided in the scrubber intake which opens automatically when the scrubber fan starts up.

2.7.6 The scrubber system is normally set at auto standby mode and is activated if the chlorine concentration rises above 3 ppm. A continuous chlorine monitor is installed at a point downstream of the packed tower



and upstream of the vent/recycle changeover dampers to monitor the scrubber performance; a “Chlorine concentration high” alarm will be initiated if the concentration of chlorine in the tower exhaust exceeds the preset value.

- 2.7.7 According to the Fire Services Department’s fire safety requirements, an emergency repair/stoppage kit for chlorine spillage/leakage is provided and maintained in good working condition at all times for use by the trained persons and stowed adjacent to but outside the store/plant room. Regular drills are conducted to train personnel on the proper use of the breathing apparatus and protective clothing.
- 2.7.8 A Hazard Assessment of the risks associated with the storage, handling and transport of chlorine at Sha Tin WTW and the off-site transport of chlorine for the Construction and Operational Phases of the reprovisioning project has been conducted in the approved EIA Report (Register No. AEIAR-187/2015).
- 2.7.9 This In-situ Reprovisioning of Sha Tin WTW is an improvement project, following its completion the chlorine-related risks levels to the general public will be lowered due to the anticipated reduction of the chlorine storage and usage levels.
- 2.7.10 Implementation of the recommended mitigation measures would be regularly audited. No specific Environmental Monitoring would be required.

**2.8. EM&A SITE INSPECTION**

- 2.8.1 Site inspections were carried out on a weekly basis to monitor the implementation of proper environmental pollution control and mitigation measures under the Contract. In the reporting period, contract No. 1/WSD/19 were four (4) site inspections carried out on 5, 11, 19 and 27 June 2024. Contract No. 6/WSD/21 were four (4) site inspections carried out on 5, 11, 19 and 27 June 2024.
- 2.8.2 One joint site inspection with IEC also undertaken on 27 June 2024. Minor deficiencies were observed during weekly site inspection or joint site inspection. Key observations during the site inspections are summarized in Table 2-16 (a) and Table 2-16 (b).

Table 2-16 (a): Site Observations (1/WSD/19)

Date	Environmental Observations	Follow-up Status
5 June 2024	No environmental issue was observed during the site inspection.	N/A
11 June 2024	No environmental issue was observed during the site inspection.	N/A
19 June 2024	It is observed that water accumulation in the siren area. Contractor reminded to clear it.	Water accumulation has been cleaned it.
27 June 2024	No environmental issue was observed during the site inspection.	N/A

Table 2-16 (b): Site Observations (6/WSD/21)

Date	Environmental Observations	Follow-up Status
5 June 2024	It is observed that water accumulation in the siren area. Contractor reminded to clear it.	Water accumulation has been cleaned it.
11 June 2024	It is observed that water accumulation in the siren area. Contractor reminded to clear it.	Water accumulation has been cleaned it.
19 June 2024	It is observed that water accumulation in the siren area. Contractor reminded to clear it.	Water accumulation has been cleaned it.
27 June 2024	No environmental issue was observed during the site inspection.	N/A

- 2.8.3 The Contractor has rectified all the observations identified during environmental site inspections in the reporting period.

**2.9. ENVIRONMENTAL LICENSES AND PERMITS**

2.9.1 The status of environmental license and permit is summarized in Table 2-17 (a) and Table 2-17 (b) below:

Table 2-17(a): Summary of Environmental License and Permit (1/WSD/19)

License / Permit	License / Permit No.	Date of Issue	Date of Expiry	License / Permit Holder	Remark
Environmental Permit	EP- 494/2015	28/01/2015	N/A	WSD	
Notification of Construction Works under the Air Pollution Control (Construction Dust) Regulation (Form NA)	Reference No: 458807	10/8/2020	N/A	ACMJV	
Registration of Chemical Waste Producer	WPN5296-759-A3012-01	28/09/2020	N/A	ACMJV	
Trip Ticket (Chit) Account	7038091	26/8/2020	N/A	ACMJV	
Waste Water Discharge Licence	WT00037213-2020	19/1/2021	31/1/2026	ACMJV	
Notification of Commencement of Asbestos Abatement Work	AX210503	30/8/2021	N/A	ACMJV	
Construction Noise Permit	GW-RN0306-24	22/03/2024	24/06/2024	ACMJV	
Construction Noise Permit	GW-RN0587-24	07/06/2024	06/08/2024	ACMJV	

Table 2-17(b): Summary of Environmental License and Permit (6/WSD/21)

License / Permit	License / Permit No.	Date of Issue	Date of Expiry	License / Permit Holder	Remark
Notification of Construction Works under the Air Pollution Control (Construction Dust) Regulation (Form NA)	Reference No: 474147	24/11/2021	N/A	ACMJV	
Registration of Chemical Waste Producer	WPN5218-759-C4678-01	5/1/2022	N/A	ACMJV	
Trip Ticket (Chit) Account	7042460	8/12/2021	N/A	ACMJV	
Waste Water Discharge Licence	WT00040939-2022	11/5/2022	31/5/2027	ACMJV	
Construction Noise Permit	GW-RN0346-24	5/4/2024	4/7/2024	ACMJV	

**2.10. IMPLEMENTATION STATUS OF ENVIRONMENTAL MITIGATION MEASURES**

2.10.1 In response to the site audit findings, the Contractors carried out corrective actions. A summary of the environmental mitigation measures implemented by the Contractor in this Reporting Period are summarized in Table 2-18.

2.10.2 The environmental mitigation measures that recommended in the Implementation Schedule for Environmental Mitigation Measures (EMIS) in the approved EM&A Manual covered the issues of dust, noise, water and waste and they are showed **Appendix U**.

Table 2-18: Environmental Mitigation Measures

Issues	Environmental Mitigation Measures
Air Quality	<ul style="list-style-type: none"> - Tarpaulin covering of any dusty materials on a vehicle leaving the site; - Imposition of speed controls for vehicles on site haul roads; - Use of regular watering to reduce dust emissions from exposed site surfaces and roads; - Side enclosure and covering of any aggregate or stockpiling of dusty materials to reduce emissions; - Where possible, routing of vehicles and positioning of construction plant should be at the maximum possible distance from ASRs.
Noise	<ul style="list-style-type: none"> - Good site practices to limit noise emissions at the sources; - Use of quiet plant and working methods; - Use of site hoarding or other mass materials as noise barrier to screen noise at ground level of NSRs; - Scheduling of construction works outside school examination period in critical area.
Water	<ul style="list-style-type: none"> - Drainage systems were regularly and adequately maintained; - Effluent discharged from the construction site should comply with standards stipulated in the TM-DSS; - Open stockpiles of construction materials on sites should be covered.
General	<ul style="list-style-type: none"> - The site was generally kept tidy and clean.

2.10.3 The necessary mitigation measures were implemented properly for this Contract.

2.11. SUMMARY OF EXCEEDANCES OF THE ENVIRONMENTAL QUALITY PERFORMANCE LIMIT

2.11.1 Results for 1-hour TSP and noise monitoring complied with the Action/ Limit levels in the reporting period. Results for water quality monitoring mostly complied with the Action/ Limit levels in the reporting period.

2.11.2 Cumulative statistics on exceedances is provided in **Appendix V**.



2.12. SUMMARY OF COMPLAINTS, NOTIFICATION OF SUMMONS AND PROSECUTIONS

2.12.1 The Environmental Complaint Handling Procedure is shown in below table:

Table 2-19: Environmental Complaint Handling Procedure

Complaint Received via Project Hotline	Complaint Received via 1823 or from other government departments
ACMJV notify ER, ET and IEC	ER notify ACM, ET and IEC
Register of the complaint. ACMJV and ET to conduct investigation of complaint and report to ER and IEC the investigation results	
If complaint is considered not valid	If complaint is found valid
ET or ER to reply the complainant if necessary	ACMJV to implement necessary improvement measures in consultation with the IEC, ET and ER. ET to check and inspect if the situation is improved. ER to conduct further inspection as necessary.
	ER to report the follow up actions done to WSD and reply to complainant is necessary. If the complaint is referred by the EPD, the Contractor to prepare interim report on the status of the complaint investigation and follow-up action
ER prepare complaint report for submission to WSD ET to record the complaint case in monthly EM&A report	



2.12.2 No environmental complaint was received in the reporting period.

2.12.3 No notification of summons and prosecution was received in the reporting period.

2.12.4 EPD site inspection was conducted on 6th June.

2.12.5 Statistics on complaints, notifications of summons and successful prosecutions are summarized in **Appendix V**.

2.13. DATA MANAGEMENT AND DATA QA/QC CONTROL

2.13.1 The impact monitoring data were handled by ET's in-house data recording and management system.

2.13.2 The monitoring data recorded in the equipment were downloaded directly from the equipment at the end of each monitoring day. The downloaded monitoring data were input into computerized database properly. The laboratory results were input directly into the computerized database and checked by personnel other than those who had input the data.

2.13.3 For monitoring parameters that require laboratory analysis, the local laboratory had followed the QA/QC requirements as set out under the HOKLAS scheme for the relevant laboratory testing.



3. FUTURE KEY ISSUES

3.1. CONSTRUCTION PROGRAMME FOR THE COMING MONTHS

3.1.1 As informed by the Contractor, the major works for Contract No. 1/WSD/19 between July 2024 to September 2024 will be:

- Major Structure Works (S1F , SWPS, S2F)
 - ✧ Base slab
 - ✧ Slab
 - ✧ wall construction
 - ✧ Stainless Steel Pipe Installation
- Major Structure Works (RMF & Ozone):
 - ✧ Base slab
 - ✧ wall construction
 - ✧ Earthing Rod Installation,
 - ✧ Dismantle of ELS
 - ✧ Stainless Steel Pipe Installation
- Water equalization tank:
 - ✧ Finish Work
 - ✧ Metal Work
- Installation of Tower Crane (SWPS)

3.1.2 As informed by the Contractor, the major works for Contract No. 6/WSD/21 between July 2024 to September 2024 will be:

- Construction of MiC bondek
- 2 nos of NS MiC units installation at LG/F
- Footing Construction of Bay 3f1, 3d & 4
- Construction of LG/F zone 3f, 3f1
- Construction of G/F Zone 2a & 3
- Construction of 2/F Zone 1b & 2a
- Construction of structural steel roof and corresponding bondek slab
- Installation of curtain wall
-

3.2. KEY ISSUES FOR COMING MONTH

3.2.1 Potential environmental impacts arising from the above upcoming construction activities in June 2024 are mainly associated with dust, noise, water quality issues and waste management issues.

3.2.2 The tentative monitoring schedule for July 2024 to September 2024 can be found in **Appendix W**.

4. CONCLUSIONS AND RECOMMENDATIONS

4.1. SUMMARY

4.1.1 Air quality (1-hour TSP), noise, water quality and ecology impact monitoring were carried out in the reporting period. Most of the monitoring results are satisfactory, there were 0 exceedance of action level and 3 exceedances of limit level for water monitoring results in the reporting month was found and NOE and Investigation Report was therefore issued.

4.1.2 Four (4 nos.) environmental site inspections were conducted during the reporting period. Joint site inspection with IEC were carried out on 27 June 2024. Minor deficiencies were observed during site

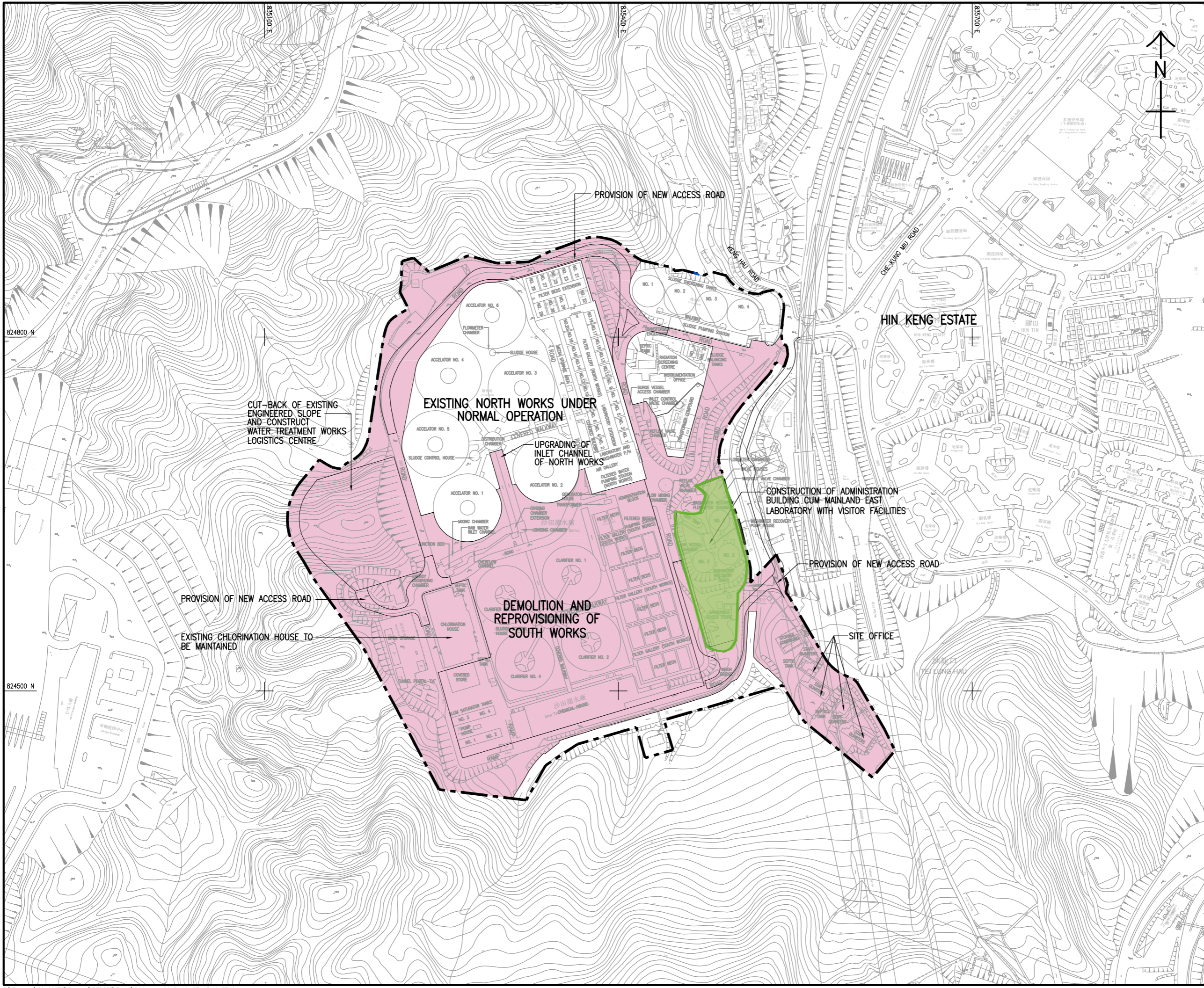


inspection and were rectified within the specified deadlines. The environmental performance of the Project was therefore considered satisfactory.

- 4.1.3 To control the site performance on waste management, the contractor shall ensure that all solid and liquid waste management works are fully in compliance with the relevant license/permit requirements, such as the effluent discharge licence and the chemical waste producer registration. Contractor is also reminded to implement the recommended environmental mitigation measures according to the Environmental Monitoring and Audit Manual.
- 4.1.4 No Environmental complaint was received in reporting period.
- 4.1.5 No notification of summons or prosecution was received since commencement of the Contract.
- 4.1.6 The ET will keep track on the construction works to confirm compliance of environmental requirements and the proper implementation of all necessary mitigation measures.

Appendix A

General Layout Plan



LEGEND:

--- SITE BOUNDARY OF SHA TIN WATER TREATMENT WORKS

WORKS AREA

1/WSD/19

6/WSD/21

水務署
WATER SUPPLIES DEPARTMENT
 AGREEMENT NO. CE 13/2009 (WS)
 IN-SITU REPROVISIONING OF SHA TIN WATER TREATMENT WORKS - SOUTH WORKS
 DESIGN AND CONSTRUCTION

LOCATION PLAN AND THE MAJOR SCOPE OF WORKS

AECOM

DRG.NO. 60162073/EM&A/FIG 1
 圖紙編號

DESIGNED BY	CONTRACT NO.	P. DR. APPROVED
DRAWN BY	DATE	批准人
SCALE	比例尺	
DIMENSIONS ARE IN	© COPYRIGHT RESERVED	
METRES	版權所有	

Appendix B

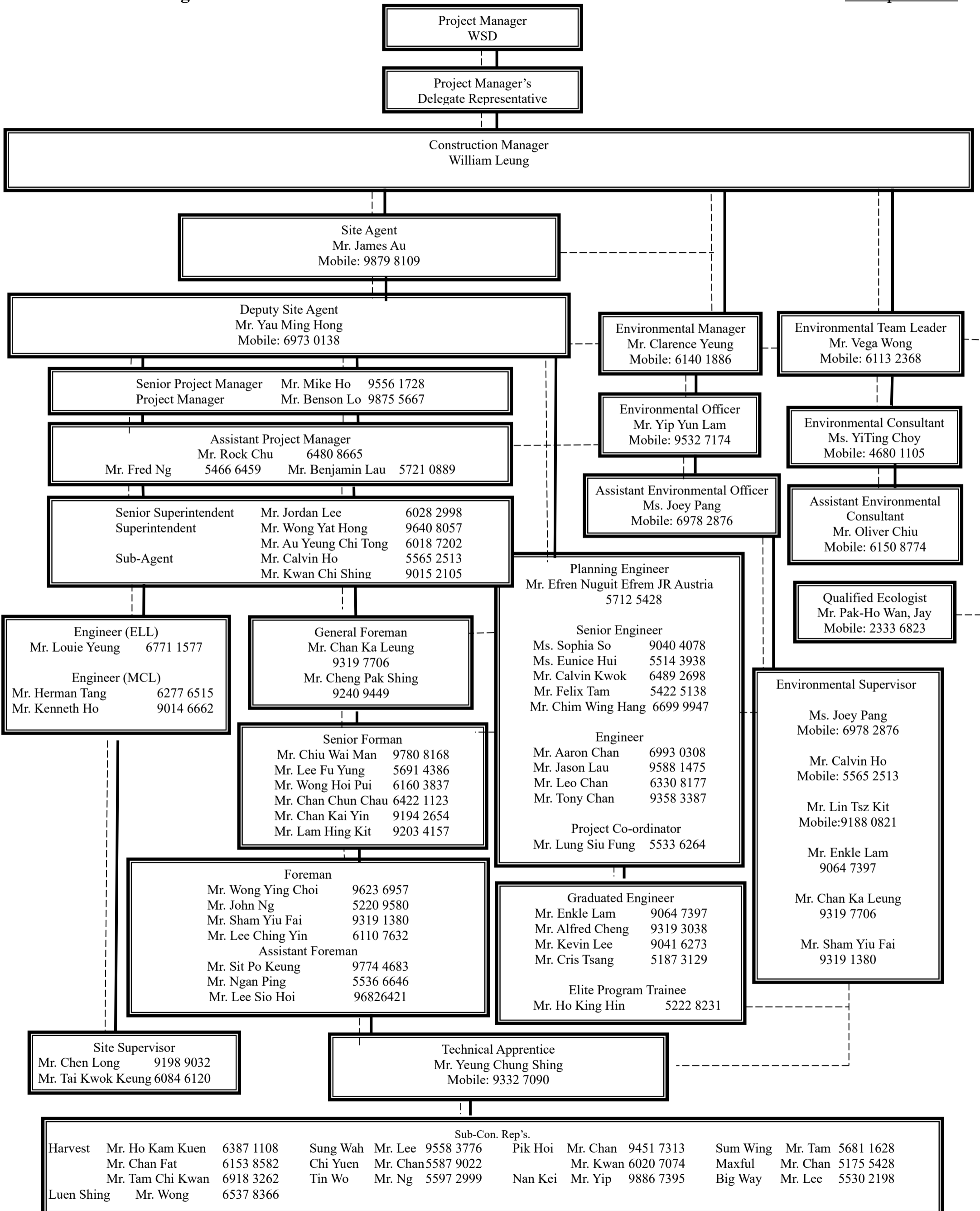
Project Organization

In-situ Re-provisioning of Sha Tin Water Treatment Works (South Works)

- Water Treatment Works and Ancillary Facilities

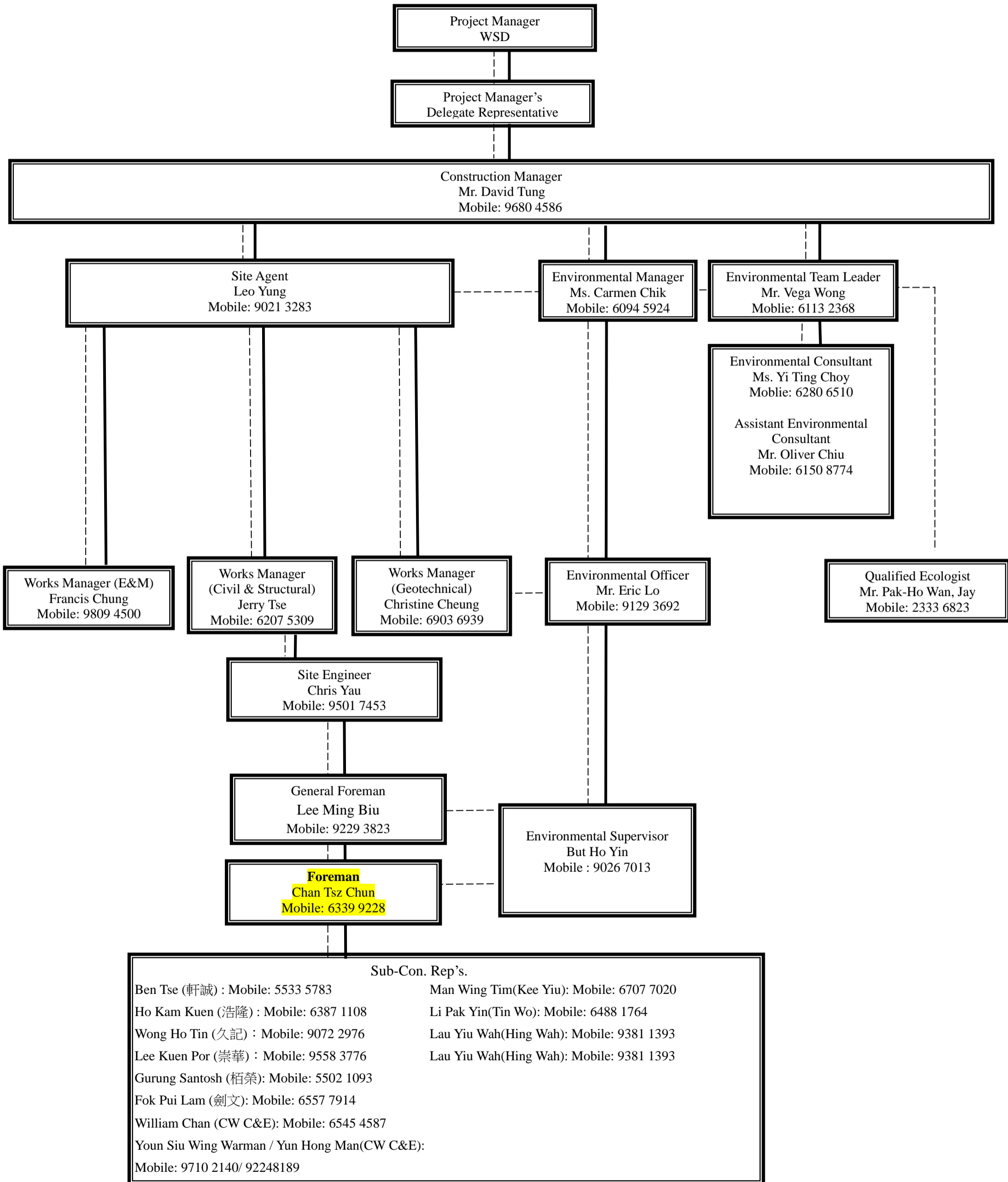
Environmental Organizational Chart

Date: 30 Apr 2024



— Authorization
 - - - - - Communication Line

Environmental Organizational Chart (2024.04)



— Authorization
 - - - - - Communication Line

Appendix C

Latest Construction Programme

Activity ID	Activity Name	Original Duration	Start	Finish	2021				2022				2023				2024				2025				2026				2027				
					3	Q4	Q1	Q2	Q3	Q4	Q1	Q2	Q3	Q4	Q1	Q2	Q3	Q4	Q1	Q2	Q3	Q4	Q1	Q2	Q3	Q4	Q1	Q2	Q3	Q4	Q1	Q2	
Contract No. 1/WSD/19 - Executive Summary Programme (Jan-23)					3118	10-Aug-20 A	28-Mar-27																										
Starting Date					0	10-Aug-20 A	10-Aug-20 A																										
119.CD.GEN.10000	Starting Date	0	10-Aug-20 A																														
Key date KD1					411	10-Aug-20 A	24-Sep-21 A																										
119.KD.CIV.10000	M1 - M5 Diversion	411	10-Aug-20 A	24-Sep-21 A																													
Section 1 of the works					458	10-Aug-20 A	16-Nov-22 A																										
119.S1.CIV.10000	Temporary DG Store Construction	361	10-Aug-20 A	05-Aug-21 A																													
119.S1.CIV.10010	DG Store Demolition and Site Formation Work	97	06-Aug-21 A	16-Nov-22 A																													
Section 2 of the works					1883	05-Nov-20 A	31-Dec-25																										
Decommissioning, Demolition and Shutdown					519	05-Nov-20 A	30-Jul-22 A																										
119.S2.CIV.22000	Decommissioning, Shutdown and Demolition	519	05-Nov-20 A	30-Jul-22 A																													
Temporary Washwater Equalization Tank					224	25-Nov-21 A	22-Jun-22 A																										
119.S2.CIV.20180	Civil and Structural Works	92	25-Nov-21 A	26-May-22 A																													
119.S2.MEP.20130	E&M Works	67	11-Mar-22 A	22-Jun-22 A																													
Stage 1 Filter					1280	07-Mar-22 A	30-Sep-25																										
119.S2.CIV.20000	Pipe Pile, Excavation and Lateral Support	216	07-Mar-22 A	02-May-23																													
119.S2.CIV.20010	Civil and Structural Works	435	31-Jan-23	09-Apr-24																													
119.S2.MEP.20000	E&M Works	860	25-May-23	30-Sep-25																													
Stage 2 Filter					1285	15-Jan-22 A	04-Oct-25																										
119.S2.CIV.20020	Pipe Pile, Excavation and Lateral Support	168	15-Jan-22 A	05-Jun-23																													
119.S2.CIV.20030	Civil and Structural Works	373	03-Mar-23	09-Mar-24																													
119.S2.MEP.20010	E&M Works	860	29-May-23	04-Oct-25																													
South Work Pumping Station					1343	24-Dec-21 A	04-Oct-25																										
119.S2.CIV.20040	Pipe Pile, Excavation and Lateral Support	285	24-Dec-21 A	13-Jun-23																													
119.S2.CIV.20050	Civil and Structural Works	372	14-Jun-23	19-Jun-24																													
119.S2.MEP.20020	E&M Works	709	27-Oct-23	04-Oct-25																													
Residual Management Facilities					1269	12-Nov-21 A	02-Jul-25																										
119.S2.CIV.20060	Pipe Pile, Excavation and Lateral Support	365	12-Nov-21 A	23-Jun-23																													
119.S2.CIV.20070	Civil and Structural Works	350	24-Jun-23	07-Jun-24																													
119.S2.MEP.20030	E&M Works	558	23-Dec-23	02-Jul-25																													
Ozone Building					1310	17-Jan-22 A	29-Sep-25																										
119.S2.CIV.20080	Pipe Pile, Excavation and Lateral Support	254	17-Jan-22 A	01-Apr-23																													
119.S2.CIV.20090	Civil and Structural Works	798	02-Apr-23	07-Jun-25																													
119.S2.MEP.20040	E&M Works	718	13-Oct-23	29-Sep-25																													
Flocculation and Sedimentation Tank					1287	08-Feb-22 A	23-Sep-25																										
119.S2.CIV.20100	Pipe Pile, Excavation and Lateral Support	428	08-Feb-22 A	15-Sep-23																													
119.S2.CIV.20110	Civil and Structural Works	159	16-Sep-23	21-Feb-24																													
119.S2.MEP.20050	E&M Works	679	15-Nov-23	23-Sep-25																													
Washwater Equalization Tank					1553	02-Jan-21 A	03-Apr-25																										
119.S2.CIV.20120	Pipe Pile, Excavation and Lateral Support	386	02-Jan-21 A	15-Apr-22 A																													
119.S2.CIV.20130	Civil and Structural Works	241	30-Mar-22 A	24-Apr-23																													
119.S2.MEP.20060	E&M Works	710	25-Apr-23	03-Apr-25																													
Inlet Works and New Sampling Room					681	29-May-23	08-Apr-25																										
119.S2.CIV.20150	Civil and Structural Works	222	29-May-23	05-Jan-24																													
119.S2.MEP.20070	E&M Works	613	05-Aug-23	08-Apr-25																													
Elevated Walkway					661	22-Jan-24	12-Nov-25																										
119.S2.CIV.20160	Civil and Structural Works	542	22-Jan-24	16-Jul-25																													
119.S2.MEP.20080	E&M Works	304	13-Jan-25	12-Nov-25																													
WTW Logistics Centre					815	04-May-23	26-Jul-25																										
119.S2.MEP.20090	E&M Works	815	04-May-23	26-Jul-25																													
Flowmeter House					735	04-Mar-23	07-Mar-25																										
119.S2.MEP.20100	E&M Works	735	04-Mar-23	07-Mar-25																													
New Administration Building					438	29-Nov-23	08-Feb-25																										
119.S2.MEP.20110	E&M Works	438	29-Nov-23	08-Feb-25																													
119.CD.GEN.10040	Access to Portion H from 6/WSD/21	0	29-Nov-23*																														
119.S2.MEP.20120	SCADA Installation and DCS Migration	330	16-Mar-24	08-Feb-25																													
Geotechnical Works					379	24-Jun-23	06-Jul-24																										
119.S2.CIV.20170	Civil Works	379	24-Jun-23	06-Jul-24																													
Road and Utilities					1770	25-Jan-21 A	29-Nov-25																										
119.S2.CIV.21010	Drainage and Process Pipe	1178	25-Jan-21 A	15-Jul-25																													
119.S2.CIV.21030	Underground Power Supply Cable Laying	243	27-Oct-23	25-Jun-24																													
119.S2.CIV.21000	Road Works and Other Utilities	615	25-Mar-24	29-Nov-25																													
Inspection and Commissioning					248	28-Apr-25	31-Dec-25																										
119.S2.INS.10030	DG Inspection	52	28-Apr-25	18-Jun-25																													
119.S2.INS.10000	WSD Inspection	67	06-Jun-25	11-Aug-25																													
119.S2.INS.10020	EPD Inspection	26	14-Jun-25	09-Jul-25																													
119.S2.INS.10010	FSI Inspection	111	20-Aug-25	08-Dec-25																													
119.S2.INS.10040	Pre-commissioning Tests and Test on Completion	87	06-Oct-25	31-Dec-25																													
Section 3 of the works					320	23-Feb-21 A	02-Mar-22 A																										
119.S3.CIV.10000	Section 3 - Landscaping Softworks within Portion D	320	23-Feb-21 A	02-Mar-22 A																													
Section 3A of the works					391	29-Aug-21 A	02-Mar-22 A																										
119.S3A.CIV.10000	Section 3A - Establishment Works within Portion D	391	29-Aug-21 A	02-Mar-22 A																													
Section 4 of the works					81	01-Jan-26	22-Mar-26																										
119.S4.CIV.10000	Section 4 - Landscaping Softworks within Portion A&B	81	01-Jan-26	22-Mar-26																													
Section 4A of the works					371	23-Mar-26	28-Mar-27																										
119.S4A.CIV.10000	Section 4A - Establishment works within portion A&B	371	23-Mar-26	28-Mar-27																													
Section 5 of the works					2245	10-Aug-20 A	27-Jan-27																										
119.S5.CIV.10000	Section 5 - Post-planting Monitoring and Maintenance Works within Portion A, D & G	2245	10-Aug-20 A	27-Jan-27																													
Section 6 of the works					611	27-May-25	27-Jan-27																										
119.S6.CIV.10000	Section 6 - Extended Tests (ET) within Portion A, B & H	611	27-May-25	27-Jan-27																													
Sectional Completion Dates and Key Date					2011	24-Sep-21 A	28-Mar-27																										
119.CD.GEN.10010	key date KD1 - Diversion of Pipelines M1, M2, M3, M4 and M5	0		24-Sep-21 A																													
119.CD.GEN.10020	Section 1 - Relocate DG Stores, Site formation for New Administration Building	0		16-Nov-21 A																													
119.CD.GEN.10050	Section 3 - Landscaping Softworks within Portion D	0		02-Mar-22 A																													
119.CD.GEN.10060	Section 3A - Establishment Works within Portion D	0		02-Mar-22 A																													
119.CD.GEN.10030	Section 2 - Portion A&B const, E&M in portion H, Pipeline diversion M1 to M5	0		31-Dec-25*																													
119.CD.GEN.10070	Section 4 - Landscaping Softworks within Portion A&B	0		22-Mar-26																													
119.CD.GEN.10090	Section 5 - Post-planting Monitoring and Maintenance Works within Portion A, D & G	0		27-Jan-27																													
119.CD.GEN.10100	Section 6 - Extended Tests (ET) within Portion A, B & H	0		27-Jan-27																													
119.CD.GEN.10080	Section 4A - Establishment works within portion A&B	0		28-Mar-27																													

Table with columns for Activity Name, Dur, Start, Finish, Total Float, Late Start, Late Finish, Working Calendars, and monthly breakdowns for 2022-2027. Includes sections like Key Dates, Sectional Completion, Access Date, Major Submission, and Subletting Package.

Legend for task types: Milestone, Near Critical Task, Critical Task, Time Risk AL, Non-Critical Task, Finished Task, Tasks Summary, P6 Hammock.

FIRST PROGRAMME REV. 1
ALL ACTIVITIES



Table with columns: Date, Revision, Checked, Approved. Shows revision history from 03-Nov-21 to 08-Feb-22.

P6 ID	Activity Name	Dur.	Start	Finish	Total Float	Late Start	Late Finish	Working Calendars	2022												2023												2024												2025												2026												2027												2028																							
									N	D	J	F	M	A	M	J	J	A	S	O	N	D	J	F	M	A	M	J	J	A	S	O	N	D	J	F	M	A	M	J	J	A	S	O	N	D	J	F	M	A	M	J	J	A	S	O	N	D	J	F	M	A	M	J	J	A	S	O	N	D	J	F	M	A	M	J	J	A	S	O	N	D	J	F	M	A	M	J	J	A	S	O	N	D										
WSD-P-20	Sub-Contract for FS Installation Works of Administration Building	60	15-Feb-22	15-Apr-22	361	11-Feb-23	11-Apr-23	7d/w x10	Sub-Contract for FS Installation Works of Administration Building																																																																																															
WSD-P-21	Sub-Contract for ABWF & Fit-out Works of Administration Building	60	15-Feb-22	15-Apr-22	112	07-Jun-22	05-Aug-22	7d/w x10	Sub-Contract for ABWF & Fit-out Works of Administration Building																																																																																															
WSD-P-22	Sub-Contract for Cladding Installation Works of Administration Building	60	15-Feb-22	15-Apr-22	112	07-Jun-22	05-Aug-22	7d/w x10	Sub-Contract for Cladding Installation Works of Administration Building																																																																																															
WSD-P-23	Sub-Contract for Green Roof & Landscaping Works	60	16-Apr-22	14-Jun-22	112	06-Aug-22	04-Oct-22	7d/w x10	Sub-Contract for Green Roof & Landscaping Works																																																																																															
WSD-P-24	Sub-Contract for Irrigation System	60	16-Apr-22	14-Jun-22	748	03-May-24	01-Jul-24	7d/w x10	Sub-Contract for Irrigation System																																																																																															
WSD-P-25	Sub-Contract for Lift Installation	60	15-Feb-22	15-Apr-22	557	26-Aug-23	24-Oct-23	7d/w x10	Sub-Contract for Lift Installation																																																																																															
WSD-P-26	Sub-Contract for Structure Works of Elevated Walkway	60	08-Apr-22	06-Jun-22	63	10-Jun-22	08-Aug-22	7d/w x10	Sub-Contract for Structure Works of Elevated Walkway																																																																																															
WSD-P-27	Sub-Contract for ABWF, Fitting Out, E&M Works of Elevated Walkway	60	05-Oct-22	03-Dec-22	63	07-Dec-22	04-Feb-23	7d/w x10	Sub-Contract for ABWF, Fitting Out, E&M Works of Elevated Walkway																																																																																															
Material Procurement		356	14-Feb-22	04-Feb-23	557	11-Mar-22	14-Aug-24	7d/w x10	Material Procurement																																																																																															
Curtain Wall/ Glazing		258	16-Apr-22	29-Dec-22	271	12-Jan-23	26-Sep-23	7d/w x10	Curtain Wall/ Glazing																																																																																															
WSD-P-M-03	Submission & Approval for Curtain Wall Material Sample & Shop Drawing	90	16-Apr-22	14-Jul-22	271	12-Jan-23	11-Apr-23	7d/w x10	Submission & Approval for Curtain Wall Material Sample & Shop Drawing																																																																																															
WSD-P-M-04	Glass Fabrication & Delivery for Prototype Demo	90	15-Jul-22	12-Oct-22	271	12-Apr-23	10-Jul-23	7d/w x10	Glass Fabrication & Delivery for Prototype Demo																																																																																															
WSD-P-M-05	Visual Prototype Installation	50	13-Oct-22	01-Dec-22	271	11-Jul-23	29-Aug-23	7d/w x10	Visual Prototype Installation																																																																																															
WSD-P-M-06	Performance Test of Prototype	28	02-Dec-22	29-Dec-22	271	30-Aug-23	26-Sep-23	7d/w x10	Performance Test of Prototype																																																																																															
Lift E1, E2 & E3		295	16-Apr-22	04-Feb-23	557	25-Oct-23	14-Aug-24	7d/w x10	Lift E1, E2 & E3																																																																																															
WSD-P-M-07	Drawing Submission & Approval for Lift (E1, E2 & E3)	90	16-Apr-22	14-Jul-22	557	25-Oct-23	22-Jan-24	7d/w x10	Drawing Submission & Approval for Lift (E1, E2 & E3)																																																																																															
WSD-P-M-08	Material Submission & Approval for Lift (E1, E2 & E3)	45	15-Jul-22	28-Aug-22	557	23-Jan-24	07-Mar-24	7d/w x10	Material Submission & Approval for Lift (E1, E2 & E3)																																																																																															
WSD-P-M-09	Material Procurement & Delivery (E1, E2 & E3)	160	29-Aug-22	04-Feb-23	557	08-Mar-24	14-Aug-24	7d/w x10	Material Procurement & Delivery (E1, E2 & E3)																																																																																															
Sheetpile		88	14-Feb-22	12-May-22	25	11-Mar-22	06-Jun-22	7d/w x10	Sheetpile																																																																																															
WSD-P-M-10	Material Submission & Approval	28	14-Feb-22	13-Mar-22	25	11-Mar-22	07-Apr-22	7d/w x10	Material Submission & Approval																																																																																															
WSD-P-M-11	Material Procurement & Delivery	60	14-Mar-22	12-May-22	25	08-Apr-22	06-Jun-22	7d/w x10	Material Procurement & Delivery																																																																																															
ELS Steel Member		88	14-Feb-22	12-May-22	71	26-Apr-22	22-Jul-22	7d/w x10	ELS Steel Member																																																																																															
WSD-P-M-12	Material Submission & Approval	28	14-Feb-22	13-Mar-22	71	26-Apr-22	23-May-22	7d/w x10	Material Submission & Approval																																																																																															
WSD-P-M-13	Material Procurement & Delivery	60	14-Mar-22	12-May-22	71	24-May-22	22-Jul-22	7d/w x10	Material Procurement & Delivery																																																																																															
Concrete		88	14-Feb-22	12-May-22	209	11-Sep-22	07-Dec-22	7d/w x10	Concrete																																																																																															
WSD-P-M-14	Material Submission & Approval	28	14-Feb-22	13-Mar-22	209	11-Sep-22	08-Oct-22	7d/w x10	Material Submission & Approval																																																																																															
WSD-P-M-15	Material Procurement & Delivery	60	14-Mar-22	12-May-22	209	09-Oct-22	07-Dec-22	7d/w x10	Material Procurement & Delivery																																																																																															
Rebar		88	14-Feb-22	12-May-22	209	11-Sep-22	07-Dec-22	7d/w x10	Rebar																																																																																															
WSD-P-M-16	Material Submission & Approval	28	14-Feb-22	13-Mar-22	209	11-Sep-22	08-Oct-22	7d/w x10	Material Submission & Approval																																																																																															
WSD-P-M-17	Material Procurement & Delivery	60	14-Mar-22	12-May-22	209	09-Oct-22	07-Dec-22	7d/w x10	Material Procurement & Delivery																																																																																															
Contractor's Design		661	08-Dec-21	29-Sep-23	944	07-Feb-22	30-Apr-26	7d/w x10	Contractor's Design																																																																																															
WSD-S-01	Submission & Approval for Project Design Plan	60	08-Dec-21	05-Feb-22	97	15-Mar-22	13-May-22	7d/w x10	Submission & Approval for Project Design Plan																																																																																															
Design for MiC		210	15-Feb-22	12-Sep-22	88	14-May-22	09-Dec-22	7d/w x10	Design for MiC																																																																																															
WSD-D-M01	Submission & Approval for MiC Layouts Proposal (AIP)	60	15-Feb-22*	15-Apr-22	88	14-May-22	12-Jul-22	7d/w x10	Submission & Approval for MiC Layouts Proposal (AIP)																																																																																															
WSD-D-M02	Submission & Approval for MiC Layouts Proposal (DDA)	90	16-Apr-22	14-Jul-22	88	13-Jul-22	10-Oct-22	7d/w x10	Submission & Approval for MiC Layouts Proposal (DDA)																																																																																															
WSD-D-M03	Submission & Approval for MiC Details (AIP)	90	16-Apr-22	14-Jul-22	88	13-Jul-22	10-Oct-22	7d/w x10	Submission & Approval for MiC Details (AIP)																																																																																															
WSD-D-M04	Submission & Approval for MiC Details (DDA)	60	15-Jul-22	12-Sep-22	88	11-Oct-22	09-Dec-22	7d/w x10	Submission & Approval for MiC Details (DDA)																																																																																															
Design for Administration Building		590	07-Feb-22	19-Sep-23	954	07-Feb-22	30-Apr-26	7d/w x10	Design for Administration Building																																																																																															
WSD-D-AB00A	Submission & Approval for ELS Works Design (AIP)	60	07-Feb-22	07-Apr-22	0	07-Feb-22	07-Apr-22	7d/w x10	Submission & Approval for ELS Works Design (AIP)																																																																																															
WSD-D-AB00B	Submission & Approval for ELS Works Design (DDA)	60	08-Apr-22	06-Jun-22	0	08-Apr-22	06-Jun-22	7d/w x10	Submission & Approval for ELS Works Design (DDA)																																																																																															
WSD-D-AB01A	Submission & Approval for Foundation Design (AIP)	60	07-Feb-22	07-Apr-22	25	04-Mar-22	02-May-22	7d/w x10	Submission & Approval for Foundation Design (AIP)																																																																																															
WSD-D-AB01B	Submission & Approval for Foundation Design (DDA)	60	08-Apr-22	06-Jun-22	25	03-May-22	01-Jul-22	7d/w x10	Submission & Approval for Foundation Design (DDA)																																																																																															
WSD-D-AB02A	Submission & Approval for Permanent Work Structure Design of Administration Building (AIP)	60	08-Apr-22	06-Jun-22	63	10-Jun-22	08-Aug-22	7d/w x10	Submission & Approval for Permanent Work Structure Design of Administration Building (AIP)																																																																																															
WSD-D-AB02B	Submission & Approval for Permanent Work Structure Design of Administration Building (DDA)	90	07-Jun-22	04-Sep-22	110	25-Sep-22	23-Dec-22	7d/w x10	Submission & Approval for Permanent Work Structure Design of Administration Building (DDA)																																																																																															
WSD-D-AB03A	Submission & Approval for BS/ FS/ Security' Design of Administration Building (AIP)	60	07-Jun-22	05-Aug-22	249	11-Feb-23	11-Apr-23	7d/w x10	Submission & Approval for BS/ FS/ Security' Design of Administration Building (AIP)																																																																																															
WSD-D-AB03B	Submission & Approval for BS/ FS/ Security' Design of Administration Building (DDA)	90	06-Aug-22	03-Nov-22	249	12-Apr-23	10-Jul-23	7d/w x10	Submission & Approval for BS/ FS/ Security' Design of Administration Building (DDA)																																																																																															
WSD-D-AB04A	Submission & Approval for Dangerous Goods Stores (AIP)	60	05-Sep-22	03-Nov-22	583	10-Apr-24	08-Jun-24	7d/w x10	Submission & Approval for Dangerous Goods Stores (AIP)																																																																																															
WSD-D-AB04B	Submission & Approval for Dangerous Goods Stores (DDA)	90	04-Nov-22	01-Feb-23	583	09-Jun-24	06-Sep-24	7d/w x10	Submission & Approval for Dangerous Goods Stores (DDA)																																																																																															
WSD-D-AB05A	Submission & Approval for Mainland East Regional Laboratory (AIP)	60	07-Jun-22	05-Aug-22	470	20-Sep-23	18-Nov-23	7d/w x10	Submission & Approval for Mainland East Regional Laboratory (AIP)																																																																																															

◆ Milestone
■ Near Critical Task
■ Critical Task
■ Time Risk AL
■ Non-Critical Task
■ Finished Task
■ Tasks Summary
■ P6 Hammock

FIRST PROGRAMME REV. 1 ALL ACTIVITIES

Date	Revision	Checked	Approved
03-Nov-21	Revision 0 First Issue	AH	WJ
19-Jan-22	Revision 1 First Issue	PF	AH
08-Feb-22	Revision 2 First Issue		

Table with columns: P6 ID, Activity Name, Dur, Start, Finish, Total Float, Late Start, Late Finish, Working Calendars, and monthly breakdowns for years 2022 through 2028. Activities include Ground Floor Level, First Floor Level, Phase 4 (Car Park and Ramp), Glazing/Curtain Wall, ABWF/MEP/FS/Fitout Works, Basement - Transformer Room/LV Switch Room/Utility Riser Room/Service Tunnel & Yard, and Basement - Emergency Generator Room.

Legend for task types: Milestone (black diamond), Near Critical Task (orange bar), Critical Task (red bar), Time Risk AL (purple bar), Non-Critical Task (green bar), Finished Task (blue bar), Tasks Summary (brown bar), P6 Hammock (red arrow).

FIRST PROGRAMME REV. 1 ALL ACTIVITIES



Table with columns: Date, Revision, Checked, Approved. Contains revision history: 03-Nov-21 (Revision 0 First Issue), 19-Jan-22 (Revision 1 First Issue), 08-Feb-22 (Revision 2 First Issue).

Main project schedule table with columns for P6 ID, Activity Name, Dur., Start, Finish, Total Float, Late Start, Late Finish, Working Calendar, and monthly activity bars for years 2022 through 2028.

Legend for task types: Milestone (black diamond), Near Critical Task (orange bar), Critical Task (red bar), Time Risk (purple bar), Non-Critical Task (green bar), Finished Task (blue bar), Tasks Summary (brown bar), P6 Hammock (red arrow).

FIRST PROGRAMME REV. 1 ALL ACTIVITIES



Revision table with columns: Date, Revision, Checked, Approved. Rows show dates 03-Nov-21, 19-Jan-22, and 08-Feb-22 with corresponding revision numbers and approvers.

Main project schedule table with columns for P6 ID, Activity Name, Duration, Start, Finish, Total Float, Late Start, Late Finish, Working Calendars, and monthly task bars from 2022 to 2028. Activities include FSD - DG Licence, EPD - Emergency Generator, WSD - WWO 046 (FS)/(PD), FSD / OP Inspection, and Site Works for Section 2.

Legend for task types: Milestone (diamond), Near Critical Task (orange), Critical Task (red), Time Risk AL (purple), Non-Critical Task (green), Finished Task (blue), Tasks Summary (brown), P6 Hammock (red arrow).

FIRST PROGRAMME REV. 1 ALL ACTIVITIES



Revision history table with columns: Date, Revision, Checked, Approved. Includes entries for 03-Nov-21, 19-Jan-22, and 08-Feb-22.

P6 ID	Activity Name	Dur	Start	Finish	Total Float	Late Start	Late Finish	Working Calendar	2022												2023												2024												2025												2026												2027												2028						
									N D J F M A M J J A S O N D												J F M A M J J A S O N D												J F M A M J J A S O N D												J F M A M J J A S O N D												J F M A M J J A S O N D												J F M A M J J A S O N D												J F						
									N	D	J	F	M	A	M	J	J	A	S	O	N	D	J	F	M	A	M	J	J	A	S	O	N	D	J	F	M	A	M	J	J	A	S	O	N	D	J	F	M	A	M	J	J	A	S	O	N	D	J	F	M	A	M	J	J	A	S	O	N	D	J	F	M	A	M	J	J	A	S	O	N	D	J	F	M	A	M
WSD-W2-RL08	G.Roof R/F Level - Installation Lighting	30	23-Jul-24	26-Aug-24	193	15-Mar-25	23-Apr-25	6d/w x10	G.Roof R/F Level - Installation Lighting																																																																														
Courtyard at Ground Level		463	24-Jan-24	30-Apr-25	0	24-Jan-24	30-Apr-25																																																																																
WSD-W2-CY01	G.Roof G/F Level - Formation of Slope profile (Grid H-M/ 5-9)	48	24-Jan-24	22-Mar-24	0	24-Jan-24	22-Mar-24	6d/w x10	G.Roof G/F Level - Formation of Slope profile (Grid H-M/ 5-9)																																																																														
WSD-W2-CY02	G.Roof G/F Level - Hydroseeding on Slope	30	23-Mar-24	02-May-24	0	23-Mar-24	02-May-24	6d/w x10	G.Roof G/F Level - Hydroseeding on Slope																																																																														
WSD-W2-CY03	G.Roof G/F Level - Concrete Structure incl. Planter/ Bearing Wall/ Bench	48	03-May-24	29-Jun-24	0	03-May-24	29-Jun-24	6d/w x10	G.Roof G/F Level - Concrete Structure incl. Planter/ Bearing Wall/ Bench																																																																														
WSD-W2-CY04	G.Roof G/F Level - Installation of Drainage System at Courtyard	48	02-Jul-24	26-Aug-24	0	02-Jul-24	26-Aug-24	6d/w x10	G.Roof G/F Level - Installation of Drainage System at Courtyard																																																																														
WSD-W2-CY05	G.Roof G/F Level - Installation of Irrigation Pipeworks & Irrigation Point	48	02-Jul-24	26-Aug-24	0	02-Jul-24	26-Aug-24	6d/w x10	G.Roof G/F Level - Installation of Irrigation Pipeworks & Irrigation Point																																																																														
WSD-W2-CY06	G.Roof G/F Level - Laying of Waterproof Membrane with Protection Screeding	36	27-Aug-24	09-Oct-24	0	27-Aug-24	09-Oct-24	6d/w x10	G.Roof G/F Level - Laying of Waterproof Membrane with Protection Screeding																																																																														
WSD-W2-CY07	G.Roof G/F Level - Soil Placement in Planter (2m depth)	36	10-Oct-24	21-Nov-24	0	10-Oct-24	21-Nov-24	6d/w x10	G.Roof G/F Level - Soil Placement in Planter (2m depth)																																																																														
WSD-W2-CY08	G.Roof G/F Level - Tree Transplant (39nos)	40	22-Nov-24	10-Jan-25	0	22-Nov-24	10-Jan-25	6d/w x10	G.Roof G/F Level - Tree Transplant (39nos)																																																																														
WSD-W2-CY09	G.Roof G/F Level - G.Roof G/F Level - Shrub Planting	48	11-Jan-25	11-Mar-25	0	11-Jan-25	11-Mar-25	6d/w x10	G.Roof G/F Level - G.Roof G/F Level - Shrub Planting																																																																														
WSD-W2-CY10	G.Roof G/F Level - Hydroseeding on Lawn	28	12-Mar-25	17-Apr-25	0	12-Mar-25	17-Apr-25	6d/w x10	G.Roof G/F Level - Hydroseeding on Lawn																																																																														
WSD-W2-CY10.5	Time Risk Allowance for Activities from WSD-W2-CY01 to WSD-WC-CY-10	6	18-Apr-25	23-Apr-25	0	18-Apr-25	23-Apr-25	7d/w x10	Time Risk Allowance for Activities from WSD-W2-CY01 to WSD-WC-CY-10																																																																														
WSD-W2-CY11	G.Roof G/F Level - Architechural Works/ Balustrade Installation	65	02-Jul-24	14-Sep-24	56	05-Sep-24	22-Nov-24	6d/w x10	G.Roof G/F Level - Architechural Works/ Balustrade Installation																																																																														
WSD-W2-CY12	G.Roof G/F Level - Installation of Lighting	30	16-Sep-24	23-Oct-24	56	23-Nov-24	30-Dec-24	6d/w x10	G.Roof G/F Level - Installation of Lighting																																																																														
WSD-W2-CY13	G.Roof G/F Level - Installation of Paving Stones on Walkway	90	24-Oct-24	12-Feb-25	56	31-Dec-24	23-Apr-25	6d/w x10	G.Roof G/F Level - Installation of Paving Stones on Walkway																																																																														
WSD-W2-CY14	G.Roof G/F Level - Waterproof, External Plaster applied to Retaining Wall	12	02-Jul-24	15-Jul-24	205	08-Mar-25	21-Mar-25	6d/w x10	G.Roof G/F Level - Waterproof, External Plaster applied to Retaining Wall																																																																														
WSD-W2-CY15	G.Roof G/F Level - Installation of Green Climber System on Retaining Wall	12	16-Jul-24	29-Jul-24	205	22-Mar-25	05-Apr-25	6d/w x10	G.Roof G/F Level - Installation of Green Climber System on Retaining Wall																																																																														
WSD-W2-CY16	G.Roof G/F Level - Soil Placement around Retaining Wall	6	30-Jul-24	05-Aug-24	205	07-Apr-25	16-Apr-25	6d/w x10	G.Roof G/F Level - Soil Placement around Retaining Wall																																																																														
WSD-W2-CY17	G.Roof G/F Level - Vertical Planting on Climber System	6	06-Aug-24	12-Aug-24	205	17-Apr-25	23-Apr-25	6d/w x10	G.Roof G/F Level - Vertical Planting on Climber System																																																																														
WSD-W2-CY18	G.Roof G/F Level - Final Inspection & Handover to Client	7	24-Apr-25	30-Apr-25	0	24-Apr-25	30-Apr-25	7d/w x10	G.Roof G/F Level - Final Inspection & Handover to Client																																																																														
WSD-W2-CY19	Planned Project Completion	0		30-Apr-25	0		30-Apr-25	7d/w x10	Planned Project Completion																																																																														
Site Works for Section 2A		365	01-May-25	30-Apr-26	0	01-May-25	30-Apr-26	7d/w x10																																																																															
WSD-W2A-01	Establishment Works	365	01-May-25	30-Apr-26	0	01-May-25	30-Apr-26	7d/w x10	Establishment Works																																																																														
WSD-W2A-02	Final Inspection & Handover to Client	6	25-Apr-26	30-Apr-26	0	25-Apr-26	30-Apr-26	7d/w x10	Final Inspection & Handover to Client																																																																														

- ◆ Milestone
- Non-Critical Task
- Near Critical Task
- Finished Task
- Critical Task
- Tasks Summary
- Time Risk Al.
- P6 Hammock

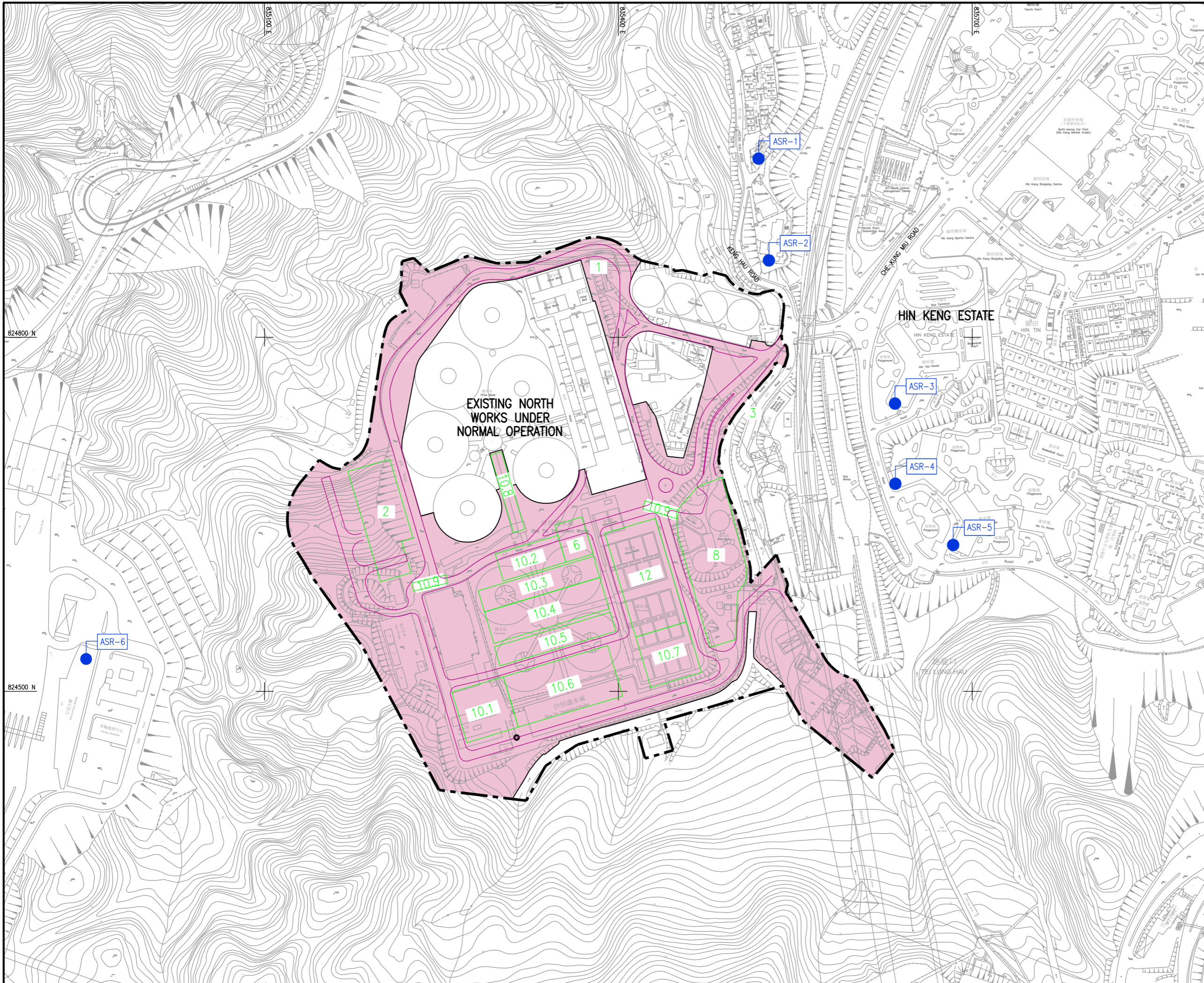
FIRST PROGRAMME REV. 1
ALL ACTIVITIES

Date	Revision	Checked	Approved
03-Nov-21	Revision 0 First Issue	AH	WJ
19-Jan-22	Revision 1 First Issue	PF	AH
08-Feb-22	Revision 2 First Issue		



Appendix D

Location of Construction Activities



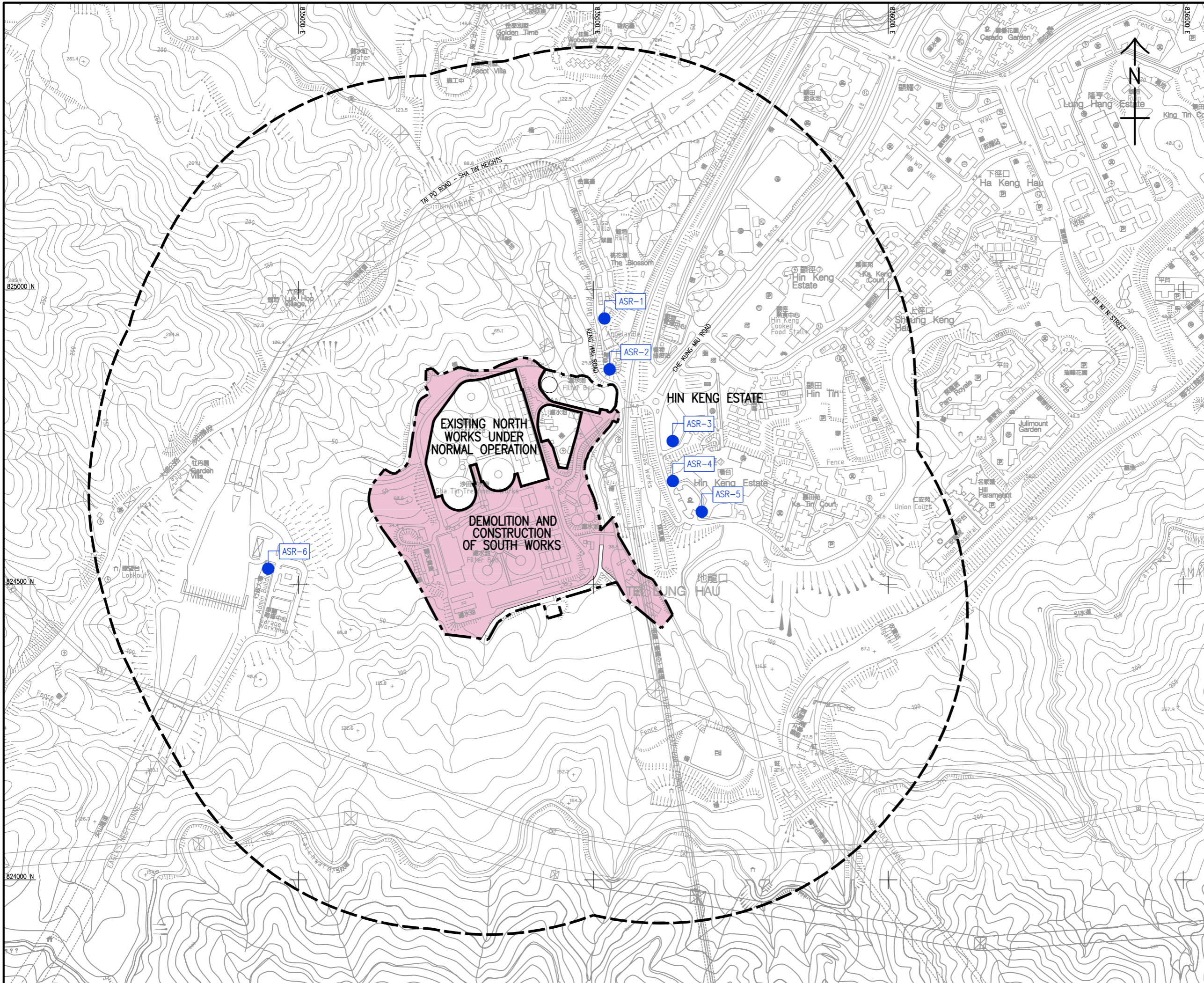
LEGEND:

	SITE BOUNDARY OF SHA TIN WATER TREATMENT WORKS
	WORKS AREA
	RESPRESENTATIVE AIR SENSITIVE RECEIVERS (ASRS)
ASR-1	THE BLOSSOM PHASE 4
ASR-2	THE L LOUEY
ASR-3	HIN KENG ESTATE - HIN YAU HOUSE
ASR-4	HIN KENG ESTATE - HIN WAN HOUSE
ASR-5	HIN KENG ESTATE - HIN KWAI HOUSE
ASR-6	SHA TIN HEIGHT TUNNEL ADMINISTRATION BUILDING
	RETAINING WALL AND NEW ACCESS ROAD
	WATER TREATMENT WORKS LOGISTICS CENTRE
	UPGRADED MAIN ENTRY ROAD
	WASHWATER EQUALIZATION TANKS (NORTH WORKS)
	DEMOLITION OF EXISTING WASHWATER RECOVERY TANKS
	CONSTRUCTION OF SOUTH WORKS
	RESIDUAL MANAGEMENT FACILITIES
	PRE-OZONATION HOUSE AND COAGULATION TANKS
	FLOCCULATION TANKS
	HIGH RATE SEDIMENTATION TANKS
	INTERMEDIATE OZONATION HOUSE
	STAGE 1 BIOLOGICAL FILTERS
	SOUTH WORKS PUMPING STATION
	INLET CHANNEL STATIC MIXERS (NORTH WORKS)
	PEDESTRIAN WALKWAY
	STAGE 2 GRANULAR MEDIA FILTERS & UV REACTORS
	OPERATION OF HAUL ROAD

<p>水務署 WATER SUPPLIES DEPARTMENT</p> <p>AGREEMENT NO. CE 13/2009 (WS) IN-SITU REPROVISIONING OF SHA TIN WATER TREATMENT WORKS - SOUTH WORKS DESIGN AND CONSTRUCTION</p> <p>LOCATIONS OF CONSTRUCTION WORKS AREA</p> <p>AECOM</p> <p>DRG. NO. 60162073/FIGURE 4.2</p>	<table border="1"> <tr> <td>DESIGNED BY</td> <td>CONTRACT NO.</td> <td>P. NO. APPROVED</td> </tr> <tr> <td>DRAWN BY</td> <td>REVISED</td> <td>DATE</td> </tr> <tr> <td>SCALE</td> <td colspan="2">DATE</td> </tr> <tr> <td>UNIT</td> <td colspan="2">METRES</td> </tr> </table> <p>© COPYRIGHT RESERVED</p>	DESIGNED BY	CONTRACT NO.	P. NO. APPROVED	DRAWN BY	REVISED	DATE	SCALE	DATE		UNIT	METRES	
DESIGNED BY	CONTRACT NO.	P. NO. APPROVED											
DRAWN BY	REVISED	DATE											
SCALE	DATE												
UNIT	METRES												

Appendix E

Environmental Sensitive Receivers in the Vicinity of the Projects



- LEGEND:**
- SITE BOUNDARY OF SHA TIN WATER TREATMENT WORKS
 - STUDY AREA (500m BOUNDARY)
 - WORKS AREA
 - REPRESENTATIVE AIR SENSITIVE RECEIVERS (ASRS)
 - ASR-1 THE BLOSSOM PHASE 4
 - ASR-2 THE L LOUEY
 - ASR-3 HIN KENG ESTATE - HIN YAU HOUSE
 - ASR-4 HIN KENG ESTATE - HIN WAN HOUSE
 - ASR-5 HIN KENG ESTATE - HIN KWAI HOUSE
 - ASR-6 SHA TIN HEIGHT TUNNEL ADMINISTRATION BUILDING

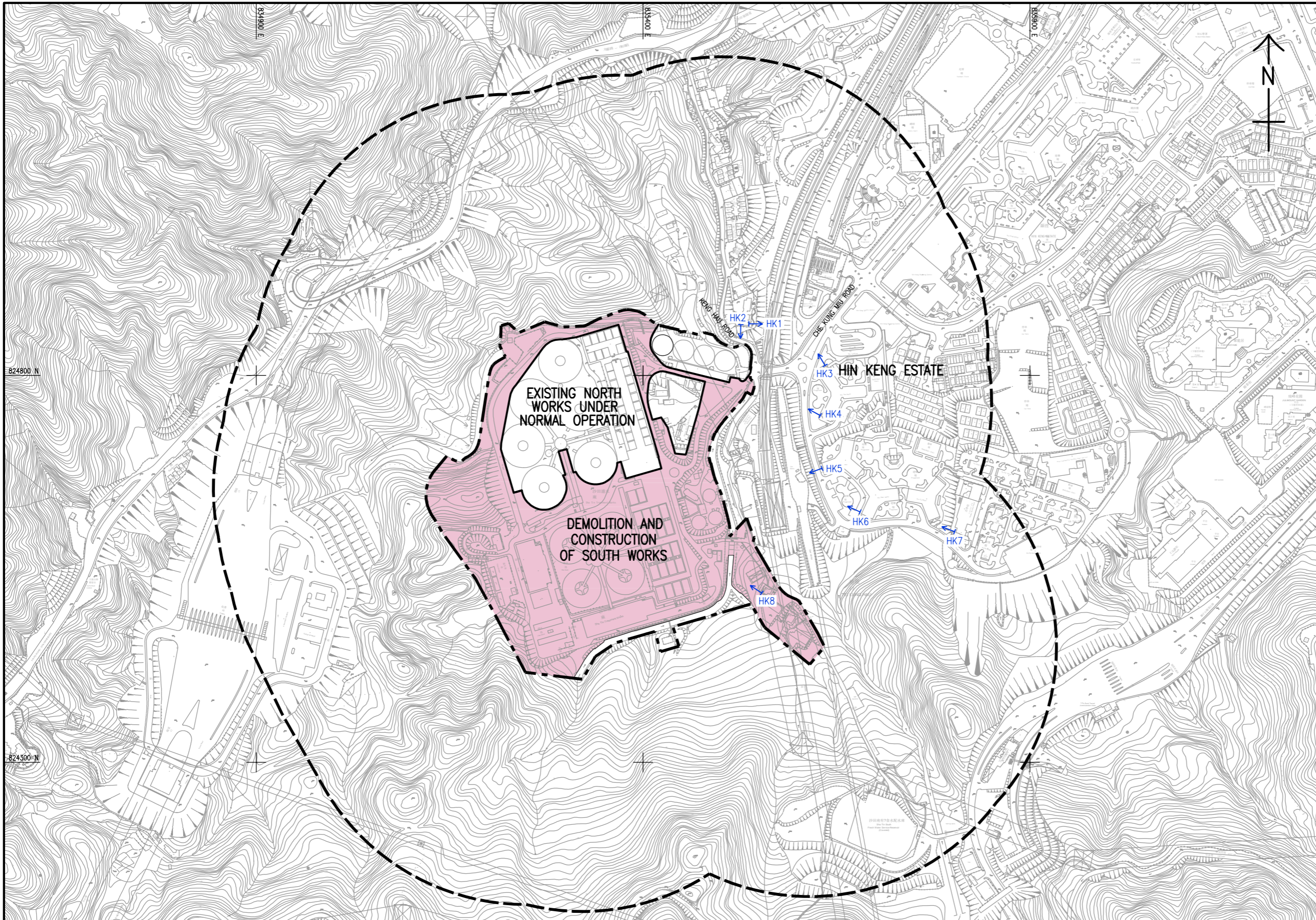
水務署
WATER SUPPLIES DEPARTMENT
 AGREEMENT NO. CE 13/2009 (WS)
 IN-SITU REPROVISIONING OF SHA TIN WATER TREATMENT WORKS - SOUTH WORKS
 DESIGN AND CONSTRUCTION

LOCATIONS OF REPRESENTATIVE AIR SENSITIVE RECEIVERS



DRG.NO. 60162073/EIA/FIG 4.1
 圖紙編號

DESIGNED BY 設計	CONTRACT NO. 合約編號	P. No. APPROVED 批核
DRAWN BY 繪圖	STATUS 階段	
SCALE 比例	A3 1 : 6000	
DIMENSIONS ARE IN 尺寸單位	METRES	
© COPYRIGHT RESERVED 版權所有		

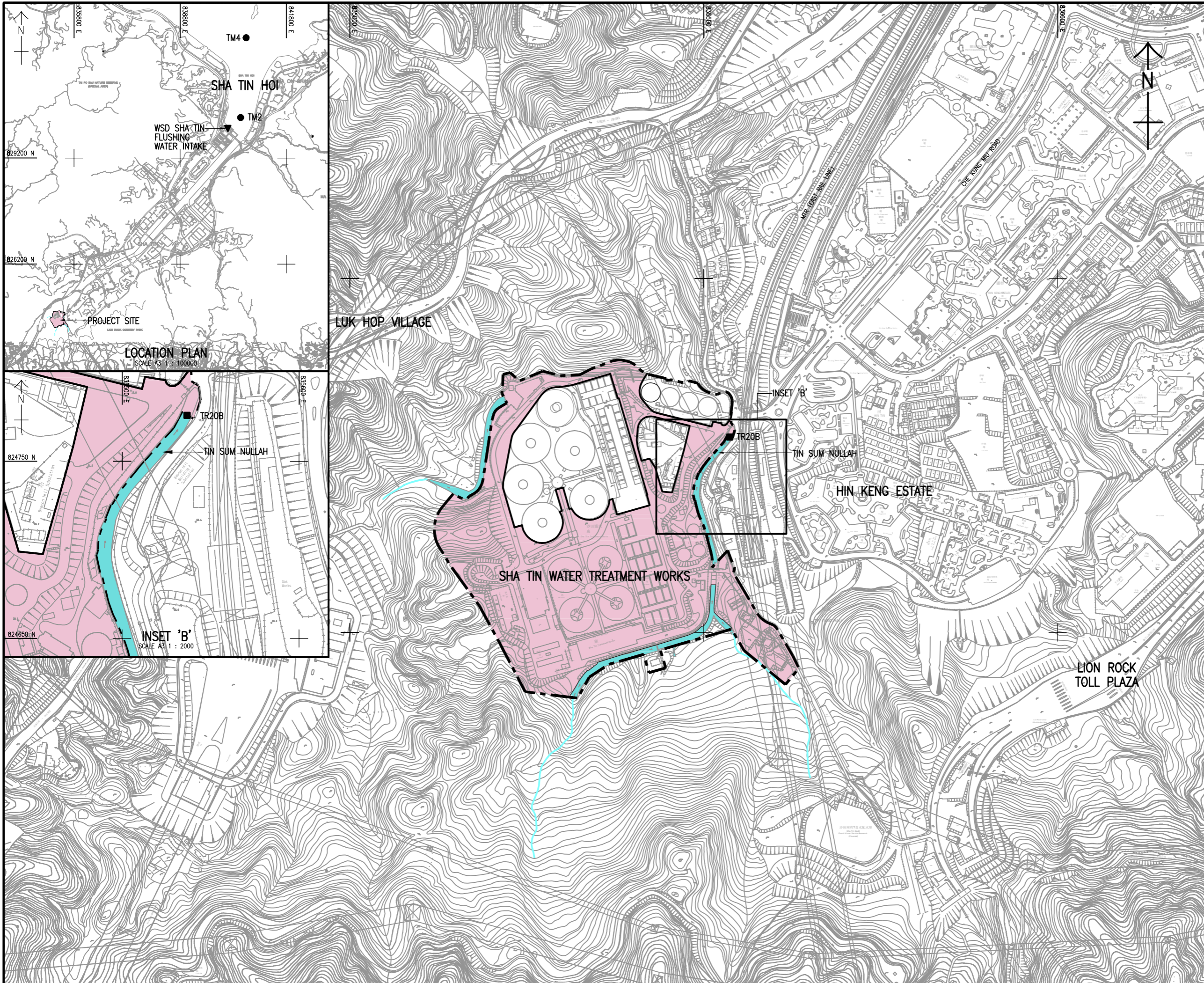


LEGEND:

- SITE BOUNDARY OF SHA TIN WATER TREATMENT WORKS
- 300m STUDY AREA
- WORKS AREA
- HK1 REPRESENTATIVE NOISE SENSITIVE RECEIVERS

ID	DESCRIPTION	CONSTRUCTION NOISE	OPERATIONAL FIXED PLANT NOISE
HK1	THE L LOUEY (EAST)	Y	Y
HK2	THE L LOUEY (SOUTH)	Y	Y
HK3	HIN KENG ESTATE, HIN YAU HOUSE (NORTH)	Y	Y
HK4	HIN KENG ESTATE, HIN YAU HOUSE (SOUTH)	Y	Y
HK5	HIN KENG ESTATE, HIN WAN HOUSE	Y	Y
HK6	HIN KENG ESTATE, HIN KWAI HOUSE	Y	Y
HK7	CUHKFAA THOMAS CHEUNG SCHOOL	Y	Y
HK8	SHA TIN WTW STAFF QUARTERS	Y	Y

水務署			
WATER SUPPLIES DEPARTMENT			
AGREEMENT NO. CE 13/2009 (WS)			
IN-SITU REPROVISIONING OF SHA TIN WATER TREATMENT WORKS - SOUTH WORKS DESIGN AND CONSTRUCTION			
LOCATIONS OF REPRESENTATIVE NOISE SENSITIVE RECEIVERS			
DRG. NO.		60162073/EIA/FIG 5.1	
圖紙編號			
DESIGNED BY	CONTRACT NO.	P. NO. APPROVED	
CHKD BY	圖號	圖號	
SCALE	A3 1 : 5000		
繪圖比例尺			
UNIT	METRES		
© COPYRIGHT RESERVED			
版權所有			



- LEGEND:**
- SITE BOUNDARY OF SHATIN WATER TREATMENT WORKS
 - WORKS AREA
 - INLAND WATER COURSE
 - EPD MARINE WATER QUALITY MONITORING STATION
 - EPD RIVER WATER QUALITY MONITORING STATION
 - WSD SHA TIN FLUSHING WATER INTAKE

REV.	DESCRIPTION	BY	CHK.	DATE

水務署
WATER SUPPLIES DEPARTMENT
 AGREEMENT NO. CE 13/2009 (WS)
 IN-SITU REPROVISIONING OF SHA TIN WATER TREATMENT WORKS - SOUTH WORKS
 DESIGN AND CONSTRUCTION

LOCATIONS OF WATER SENSITIVE RECEIVERS



DRG. NO. 圖紙編號	60162073/EIA/FIG 6.1	
DESIGNED BY 設計	CONTRACT NO. 合約編號	P. No. APPROVED 批准人
DRAWN BY 繪圖	STATUS 階段	
SCALE 比例	A3 1 : 5000	
DIMENSIONS ARE IN 尺寸單位	METRES	
© COPYRIGHT RESERVED 版權所有		

Appendix F

Summary of Action and Limit Levels



Determination of Action and Limit Levels for Air Quality

Monitoring Locations	Action Level 1-hour TSP, ($\mu\text{g}/\text{m}^3$)	Limit Level 1-hour TSP, ($\mu\text{g}/\text{m}^3$)
AM1	357	500
AM2	334	500

Determination of Action and Limit Levels for Noise

Monitoring Location	Action Level	Limit Level in dB(A)
	0700-1900 hours on normal weekdays	
NM1	When one documented complaint is received	For domestic premises: 75 dB(A) for NM1 & NM2
NM2		
NM3		For schools: 70dB(A) during normal teaching periods and 65 dB(A) during examination periods for NM3

Determination of Action and Limit Levels for Water Quality

Water monitoring stations	Dissolved Oxygen (mg/L)		Suspended Solids (mg/L)		Turbidity (NTU)		pH	
	Action Level	Limit Level	Action Level	Limit Level	Action Level	Limit Level	Action Level	Limit Level
C1	7.51	7.44	4.19	6.73	3.99	4.00	Beyond the range 6.6 to 7.9	Beyond the range 6.5 to 8.0
C2	8.10	7.98	4.33	8.16	3.13	3.28	Beyond the range 6.6 to 8.8	Beyond the range 6.5 to 8.9
C3*	N/A	N/A	N/A	N/A	N/A	N/A	N/A	N/A
M1	8.90	8.89	3.30	3.56	4.36	4.48	Beyond the range 6.6 to 8.2	Beyond the range 6.6 to 8.3
M2	8.92	8.91	18.84	26.80	12.64	13.72	Beyond the range 6.6 to 11.0	Beyond the range 6.6 to 11.0
M3	9.16	9.15	1.00	1.00	1.10	1.18	Beyond the range 6.6 to 8.6	Beyond the range 6.6 to 8.7

Remark: For DO, action should be taken when monitoring result of either one of the surface, middle or bottom DO is lower than the proposed Action/Limit Levels.

Appendix G

Event/Action Plan

Air Quality

EVENT	ACTION			
	ET	IEC	ER	CONTRACTOR
ACTION LEVEL				
1. Exceedance for one sample	1. Inform the Contractor, IEC and ER; 2. Discuss with the Contractor on the remedial measures required; 3. Repeat measurement to confirm findings; and 4. Increase monitoring frequency.	1. Check monitoring data submitted by the ET; 2. Check Contractor's working method; and 3. Review and advise the ET and ER on the effectiveness of the proposed remedial measures.	1. Confirm receipt of notification of exceedance in writing.	1. Identify source(s), investigate the causes of exceedance and propose remedial measures; 2. Implement remedial measures; and 3. Amend working methods agreed with the ER as appropriate.
2. Exceedance for two or more consecutive samples	1. Inform the Contractor, IEC and ER; 2. Discuss with the ER and Contractor on the remedial measures required; 3. Repeat measurements to confirm findings; 4. Increase monitoring frequency to daily; 5. If exceedance continues,	1. Check monitoring data submitted by the ET; 2. Check Contractor's working method; and 3. Review and advise the ET and ER on the effectiveness of the proposed remedial measures.	1. Confirm receipt of notification of exceedance in writing; 2. Review and agree on the remedial measures proposed by the Contractor; and 3. Supervise implementation of remedial measures.	1. Identify source and investigate the causes of exceedance; 2. Submit proposals for remedial measures to the ER with a copy to ET and IEC within three working days of notification; 3. Implement the agreed proposals; and

	arrange meeting with the IEC, ER and Contractor; and 6. If exceedance stops, cease additional monitoring.			4. Amend proposal as appropriate.
LIMIT LEVEL				
Event	ET	IEC	ER	CONTRACTOR
1. Exceedance for one sample	1. Inform the Contractor, IEC, EPD and ER; 2. Repeat measurement to confirm findings; 3. Increase monitoring frequency to daily; and 4. Discuss with the ER, IEC and contractor on the remedial measures and assess the effectiveness.	1. Check monitoring data submitted by the ET; 2. Check the Contractor's working method; 3. Discuss with the ET, ER and Contractor on possible remedial measures; and 4. Review and advise the ER and ET on the effectiveness of Contractor's remedial measures.	1. Confirm receipt of notification of exceedance in writing; 2. Review and agree on the remedial measures proposed by the Contractor; and 3. Supervise implementation of remedial measures.	1. Identify source(s) and investigate the causes of exceedance; 2. Take immediate action to avoid further exceedance; 3. Submit proposals for remedial measures to ER with a copy to ET and IEC within three working days of notification; 4. Implement the agreed proposals; and 5. Amend proposal if appropriate.

	ET	IEC	ER	CONTRACTOR
2. Exceedance for two or more consecutive samples	<p>1. Notify Contractor, IEC, EPD and ER;</p> <p>2. Repeat measurement to confirm findings;</p> <p>3. Increase monitoring frequency to daily;</p> <p>4. Carry out analysis of the Contractor's working procedures with the ER to determine possible mitigation to be implemented;</p> <p>5. Arrange meeting with the IEC and ER to discuss the remedial measures to be taken;</p> <p>6. Review the effectiveness of the Contractor's remedial measures and keep IEC, EPD and ER informed of the results; and</p> <p>7. If exceedance stops, cease additional monitoring.</p>	<p>1. Check monitoring data submitted by the ET;</p> <p>2. Check the Contractor's working method;</p> <p>3. Discuss with ET, ER, and Contractor on the potential remedial measures; and</p> <p>4. Review and advise the ER and ET on the effectiveness of Contractor's remedial measures.</p>	<p>1. Confirm receipt of notification of exceedance in writing;</p> <p>2. In consultation with the ET and IEC, agree with the Contractor on the remedial measures to be implemented;</p> <p>3. Supervise the implementation of remedial measures; and</p> <p>4. If exceedance continues, consider what portion of the work is responsible and instruct the Contractor to stop that portion of work until the exceedance is abated.</p>	<p>1. Identify source(s) and investigate the causes of exceedance;</p> <p>2. Take immediate action to avoid further exceedance;</p> <p>3. Submit proposals for remedial measures to the ER with a copy to the IEC and ET within three working days of notification;</p> <p>4. Implement the agreed proposals;</p> <p>5. Revise and resubmit proposals if problem still not under control; and</p> <p>6. Stop the relevant portion of works as determined by the ER until the exceedance is abated.</p>

Noise

EVENT	ACTION			
	ET	IEC	ER	CONTRACTOR
ACTION LEVEL	<p>1. Notify the Contractor, IEC and ER;</p> <p>2. Discuss with the ER and Contractor on the remedial measures required; and</p> <p>3. Increase monitoring frequency to check mitigation effectiveness.</p>	<p>1. Review the investigation results submitted by the Contractor; and</p> <p>2. Review and advise the ET and ER on the effectiveness of the remedial measures proposed by the Contractor.</p>	<p>1. Confirm receipt of notification of complaint in writing;</p> <p>2. Review and agree on the remedial measures proposed by the Contractor; and</p> <p>3. Supervise implementation of remedial measures.</p>	<p>1. Investigate the complaint and propose remedial measures;</p> <p>2. Report the results of investigation to the IEC, ET and ER;</p> <p>3. Submit noise mitigation proposals to the ER with copy to the IEC and ET within three working days of notification; and</p> <p>4. Implement noise mitigation proposals.</p>
LIMIT LEVEL	<p>1. Notify the Contractor, IEC, EPD and ER;</p> <p>2. Repeat measurement to confirm findings;</p> <p>3. Increase monitoring frequency;</p> <p>4. Carry out analysis of</p>	<p>1. Check monitoring data submitted by the ET;</p> <p>2. Check the Contractor's working method;</p> <p>3. Discuss with the ER, ET and Contractor on the potential remedial measures;</p>	<p>1. Confirm receipt of notification of failure in writing;</p> <p>2. In consultation with the ET and IEC, agree with the Contractor on the remedial measures to be</p>	<p>1. Identify source and investigate the causes of exceedance;</p> <p>2. Take immediate action to avoid further exceedance;</p> <p>3. Submit proposals for remedial measures to the ER</p>

	<p>Contractor's working procedures to determine possible mitigation to be implemented;</p> <p>5. Arrange meeting with the IEC and ER to discuss the remedial measures to be taken;</p> <p>6. Review the effectiveness of Contractor's remedial measures and keep IEC, EPD and ER informed of the results; and</p> <p>7. If exceedance stops, cease</p>	<p>and</p> <p>4. Review and advise the ET and ER on the effectiveness of the remedial measures proposed by the Contractor.</p>	<p>implemented;</p> <p>3. Supervise the implementation of remedial measures; and</p> <p>4. If exceedance continues, consider what portion of the work is responsible and instruct the Contractor to stop that portion of work until the exceedance is abated.</p>	<p>with copy to the IEC and ET within three working days of notification;</p> <p>4. Implement the agreed proposals;</p> <p>5. Revise and resubmit proposals if problem still not under control; and</p> <p>6. Stop the relevant portion of works as determined by the ER until the exceedance is abated.</p>
--	--	--	---	--

Water Quality

EVENT	ACTION			
	ET Leader	IEC	ER	CONTRACTOR
Action level being exceeded by one sampling day	<ul style="list-style-type: none"> ● Repeat <i>in situ</i> measurement to confirm findings; ● Identify reasons for non-compliance and source(s) of impact; ● Inform IEC and Contractor; ● Check monitoring data, all plant, equipment and Contractor's working methods; ● Discuss mitigation measures with IEC and Contractor; ● Repeat measurement on next day of exceedance. 	<ul style="list-style-type: none"> ● Discuss with ET and Contractor on the mitigation measures; ● Review proposals on mitigation measures submitted by Contractor and advise the ER accordingly; ● Assess the effectiveness of the Implemented mitigation measures. 	<ul style="list-style-type: none"> ● Discuss with IEC on the proposed mitigation measures; ● Make agreement on the mitigation measures to be implemented. ● Assess the effectiveness of the implemented mitigation measures. 	<ul style="list-style-type: none"> ● Inform the ER and confirm notification of the non-compliance in writing; ● Rectify unacceptable practice; ● Check all plant and equipment; ● Consider changes of working methods; ● Discuss with ET and IEC and propose mitigation measures to IEC and ER; ● Implement the agreed mitigation measures.

	ET Leader	IEC	ER	CONTRACTOR
Action level being exceeded by more than one consecutive sampling day	<ul style="list-style-type: none"> ● Repeat <i>in situ</i> measurement to confirm findings; ● Identify reasons for non-compliance and source(s) of impact; ● Inform IEC and Contractor; ● Check monitoring data, all plant, equipment and Contractor's working methods; ● Discuss mitigation measures with IEC and Contractor; ● Ensure mitigation measures are implemented; ● Prepare to increase the monitoring frequency to daily; 	<ul style="list-style-type: none"> ● Discuss with ET and Contractor on the mitigation measures; ● Review proposals on mitigation measures submitted by Contractor and advise the ER accordingly; ● Assess the effectiveness of the implemented mitigation measures. 	<ul style="list-style-type: none"> ● Discuss with IEC on the proposed mitigation measures; ● Make agreement on the mitigation measures to be implemented; ● Assess the effectiveness of the implemented mitigation measures. 	<ul style="list-style-type: none"> ● Inform the ER and confirm notification of the non-compliance in writing; ● Rectify unacceptable practice; ● Check all plant and equipment; ● Consider changes of working methods; ● Discuss with ET and IEC and propose mitigation measures to IEC and ER within three working days; ● Implement the agreed mitigation measures.

	<ul style="list-style-type: none"> ● Repeat measurement on next day of exceedance. 			
	ET Leader	IEC	ER	CONTRACTOR
Limit level being exceeded by one sampling day	<ul style="list-style-type: none"> ● Repeat <i>in situ</i> measurement to confirm findings; ● Identify reasons for non-compliance and source(s) of impact; ● Inform IEC Contractor and EPD; ● Check monitoring data, all plant, equipment and Contractor's working methods; ● Discuss mitigation measures with IEC, ER and Contractor; ● Ensure mitigation measures are implemented; 	<ul style="list-style-type: none"> ● Discuss with ET and Contractor on the mitigation measures; ● Review proposals on mitigation measures submitted by Contractor and advise the ER accordingly; ● Assess the effectiveness of the implemented mitigation measures. 	<ul style="list-style-type: none"> ● Discuss with IEC, ET and Contractor on the proposed mitigation measures; ● Request Contractor to critically review the working methods; ● Make agreement on the mitigation measures to be implemented; ● Assess the effectiveness of the implemented mitigation measures. 	<ul style="list-style-type: none"> ● Inform the ER and confirm notification of the non-compliance in writing; ● Rectify unacceptable practice; ● Check all plant and equipment; ● Consider changes of working methods; ● Discuss with ET, IEC and ER and propose mitigation measures to IEC and ER within three working days; ● Implement the agreed mitigation measures.

	<ul style="list-style-type: none"> ● Increase the monitoring frequency to daily until no exceedance of Limit level. 			
	ET Leader	IEC	ER	CONTRACTOR
Limit level being exceeded by more than one consecutive sampling day	<ul style="list-style-type: none"> ● Repeat <i>in situ</i> measurement to confirm findings; ● Identify reasons for non-compliance and source(s) of impact; ● Inform IEC Contractor and EPD; ● Check monitoring data, all plant, equipment and Contractor's working methods; ● Discuss mitigation measures with IEC, ER and Contractor; ● Ensure mitigation measures are 	<ul style="list-style-type: none"> ● Discuss with ET and Contractor on the mitigation measures; ● Review proposals on mitigation measures submitted by Contractor and advise the ER accordingly; ● Assess the effectiveness of the implemented mitigation measures. 	<ul style="list-style-type: none"> ● Discuss with IEC, ET and Contractor on the proposed mitigation measures; ● Request Contractor to critically review the working methods; ● Make agreement on the mitigation measures to be implemented; ● Assess the effectiveness of the implemented mitigation measures; ● Consider and instruct, if necessary, the Contractor to slow 	<ul style="list-style-type: none"> ● Inform the ER and confirm notification of the non-compliance in writing; ● Rectify unacceptable practice; ● Check all plant and equipment; ● Consider changes of working methods; ● Discuss with ET, IEC and ER and propose mitigation measures to IEC and ER within three working days; ● Implement the agreed mitigation measures;

	implemented; Increase the monitoring frequency to daily until no exceedance of Limit level for two consecutive days.		down or to stop all or part of the construction activities until no exceedance of Limit level.	<ul style="list-style-type: none">● As directed by the ER, to slow down or to stop all or part of the construction activities.
--	--	--	--	--

Appendix H

Impact Monitoring Schedules

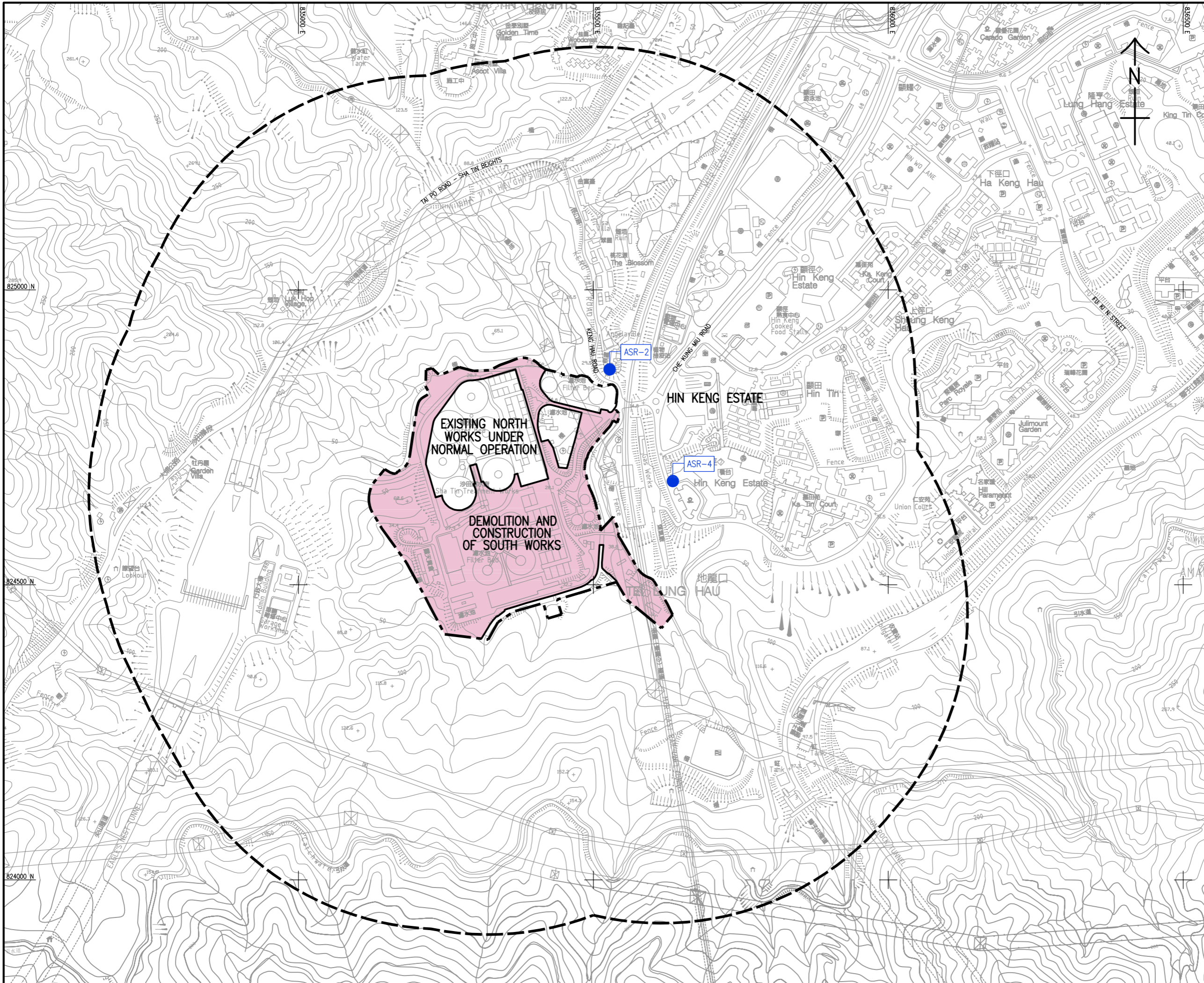
Impact Monitoring Schedule for STWTW

Jun-24

Sun	Mon	Tue	Wed	Thu	Fri	Sat
						1
2	3	4	5	6	7	8
	Impact Water Quality monitoring for C1, C2, C3, M1, M2 & M3	Impact Air monitoring for AM1 & AM2 Noise monitoring for NM1, NM2 & NM3	Impact Water Quality monitoring for C1, C2, C3, M1, M2 & M3		Impact Water Quality monitoring for C1, C2, C3, M1, M2 & M3	Impact Air monitoring for AM1 & AM2 Noise monitoring for NM1, NM2 & NM3
9	10	11	12	13	14	15
		Impact Water Quality monitoring for C1, C2, C3, M1, M2 & M3		Impact Water Quality monitoring for C1, C2, C3, M1, M2 & M3	Impact Air monitoring for AM1 & AM2 Noise monitoring for NM1, NM2 & NM3	Impact Water Quality monitoring for C1, C2, C3, M1, M2 & M3
16	17	18	19	20	21	22
	Impact Water Quality monitoring for C1, C2, C3, M1, M2 & M3		Impact Water Quality monitoring for C1, C2, C3, M1, M2 & M3	Impact Air monitoring for AM1 & AM2 Noise monitoring for NM1, NM2 & NM3	Impact Water Quality monitoring for C1, C2, C3, M1, M2 & M3	
23	24	25	26	27	28	29
	Impact Water Quality monitoring for C1, C2, C3, M1, M2 & M3		Impact Water Quality monitoring for C1, C2, C3, M1, M2 & M3 Air monitoring for AM1 & AM2 Noise monitoring for NM1, NM2 & NM3		Impact Water Quality monitoring for C1, C2, C3, M1, M2 & M3	
30						

Appendix I

Location Plan of Air Quality Monitoring Station



- LEGEND:**
- SITE BOUNDARY OF SHA TIN WATER TREATMENT WORKS
 - STUDY AREA (500m BOUNDARY)
 - WORKS AREA
 - REPRESENTATIVE AIR SENSITIVE RECEIVERS (ASRS)
 - ASR-2 THE L LOUEY
 - ASR-4 HIN KENG ESTATE - HIN WAN HOUSE

REV.	DESCRIPTION	BY	CHK.	DATE

水務署
WATER SUPPLIES DEPARTMENT
 AGREEMENT NO. CE 13/2009 (WS)
 IN-SITU REPROVISIONING OF SHA TIN WATER TREATMENT WORKS - SOUTH WORKS
 DESIGN AND CONSTRUCTION

LOCATIONS OF PROPOSED DUST MONITORING STATIONS

AECOM

DRG. NO. 圖紙編號	60162073/EM&A/FIG 3	
DESIGNED BY 設計	CONTRACT NO. 合約編號	P. No. APPROVED 批准人
DRAWN BY 繪圖	DATE 日期	
SCALE 比例	A3 1 : 6000	
CONSTRUCTION ARE IN 尺寸單位	METRES	

© COPYRIGHT RESERVED
 版權所有

Appendix J

Calibration Certificates

(Air Monitoring)

Our Ref.: AL24-545-001

3rd March 2024

Calibration and Performance Check

Instrument Information

Instrument Model: PC-3A(E)
Instrument Serial Number: JC-2001141
Instrument Description: Nephelometer

Test Condition

Room Temperature 24.5 °C
Relative Humidity 67.2 %

Test Specification

1. Instruction and Operation Manual of Mass Flow Controlled TSP High Volume Sampler, TE-5170X with Calibration Kit, TE-5028A, S/N :3702
2. In-house method in according to the instruction manual: The Nephelometer was compared with the calibrated Mass Flow Controlled TSP High Volume Sampler and the result was used to produce the Correlation Factor ["CF"] between the Mass Flow Controlled TSP High Volume Sampler and the Nephelometer.

Results

<i>Instrument</i>	<i>Reading (1)</i>	<i>Reading (2)</i>	<i>Reading (3)</i>	<i>Reading (4)</i>	<i>Reading (5)</i>
PC-3A(E) Reading (µg/m ³)	79	33	115	203	68
High Volume Sampler Reading (µg/m ³)	112	44	138	228	78



Checked by:

WONG TL
Quality Manager
Environmental Division

Our Ref.: AL24-545-003

3rd March 2024

Calibration and Performance Check

Instrument Information

Instrument Model: PC-3A(E)
Instrument Serial Number: JC-2110286
Instrument Description: Nephelometer

Test Condition

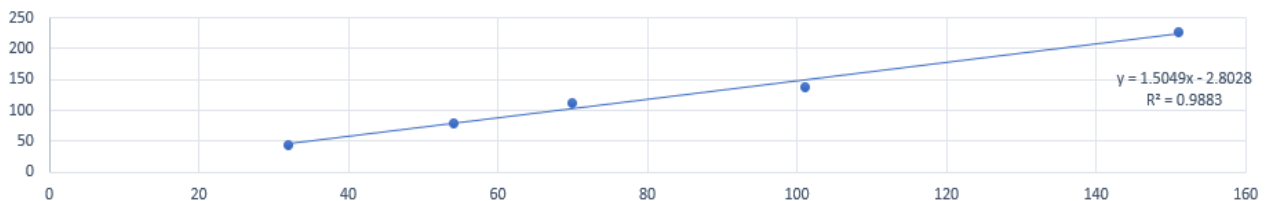
Room Temperature 24.5 °C
Relative Humidity 67.2 %

Test Specification

1. Instruction and Operation Manual of Mass Flow Controlled TSP High Volume Sampler, TE-5170X with Calibration Kit, TE-5028A, S/N :3702
2. In-house method in according to the instruction manual: The Nephelometer was compared with the calibrated Mass Flow Controlled TSP High Volume Sampler and the result was used to produce the Correlation Factor ["CF"] between the Mass Flow Controlled TSP High Volume Sampler and the Nephelometer.

Results

<i>Instrument</i>	<i>Reading (1)</i>	<i>Reading (2)</i>	<i>Reading (3)</i>	<i>Reading (4)</i>	<i>Reading (5)</i>
PC-3A(E) Reading (µg/m ³)	70	32	101	151	54
High Volume Sampler Reading (µg/m ³)	112	44	138	228	78



Checked by:

WONG TL
Quality Manager
Environmental Division



**Certificate of
Conformity**

This instrument was produced under rigorous factory production control and documented standard procedures. It was individually visually inspected, leak tested and function tested for display, backlight, button and software performance. The accuracy of each of its primary measurements was individually calibrated and/or tested against standards traceable to the National Institute of Standards and Technology ("NIST") or calibrated intermediary standards. This instrument is certified to have performed at the time of manufacture in compliance with the following specifications as they apply to this meter's specific model, measurements and features.

Methods Used in Calibration and Testing

Wind Speed:

The Kestrel Pocket Weather Meter impeller installed in this unit was individually tested in a subsonic wind tunnel operating at approximately 300 fpm (1.5 m/s) and 1200 fpm (6.1 m/s) monitored by a Gill Instruments Model 1350 ultrasonic time-of-flight anemometer. The Standard's maximum combined uncertainty is $\pm 1.04\%$ within the airspeed range 706.6 to 3923.9 fpm (3.59 to 19.93 m/s), and $\pm 1.66\%$ within the airspeed range 166.6 to 706.6 fpm (0.85 to 3.59 m/s).

Temperature:

Temperature response is verified in comparison with a Eutechnics 4600 Precision Thermometer or a standard Kestrel 4000 Weather and Environmental Meter calibrated weekly against the Eutechnics 4600. The Eutechnics 4600 is calibrated annually and is traceable to NIST with a system accuracy of ± 0.05 °C.

Direction / Heading

The sensitivity of the magnetic directional sensor is verified at the component level by applying a magnetic field to the sensor and measuring the signal output at 4 points, as well as after assembly by orienting the unit to the cardinal directions and measuring the magnetic field output. In both cases the compass output must be accurate to within ± 5 degrees.

Relative Humidity:

Relative humidity receives a two-point calibration in humidity and temperature controlled chambers at 75.3% RH and 32.8% RH at 25° C. The calibration tanks are monitored with an Edgetech Model 2002 DewPrime II Standard Chilled Mirror Hygrometer. Following calibration, performance is further verified at an RH of approximately 43.2% against the Edgetech Hygrometer. The Edgetech Hygrometer is calibrated annually and is traceable to NIST with a maximum relative expanded uncertainty of $\pm 0.2\%$ RH.

Barometric Pressure:

Pressure response is verified against a Mensor Series 6000 Digital Barometer or a standard Kestrel 4000 Weather and Environmental Meter calibrated weekly against the Mensor Barometer. The Mensor Barometer is calibrated annually and is traceable to NIST with a maximum relative expanded uncertainty of $\pm 0.02\%$ F.S.

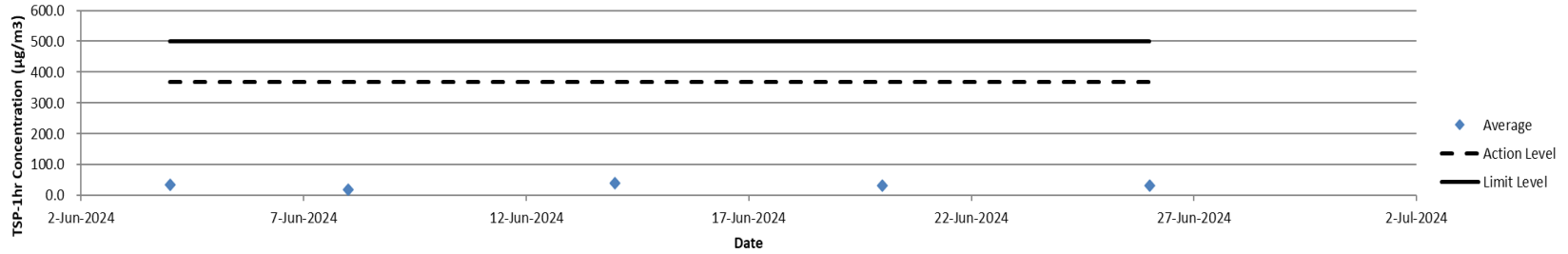
Approved By:

Michael Naughton, Engineering Manager

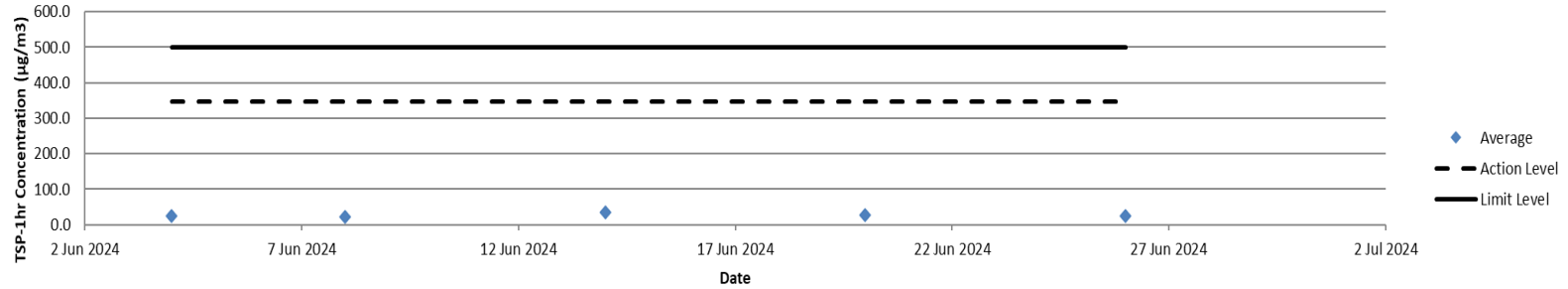
Appendix K

Impact Air Quality Monitoring Results and Graphical Presentation

The Summary of TSP-1hr Concentration ($\mu\text{g}/\text{m}^3$) at AM1 The L Louey

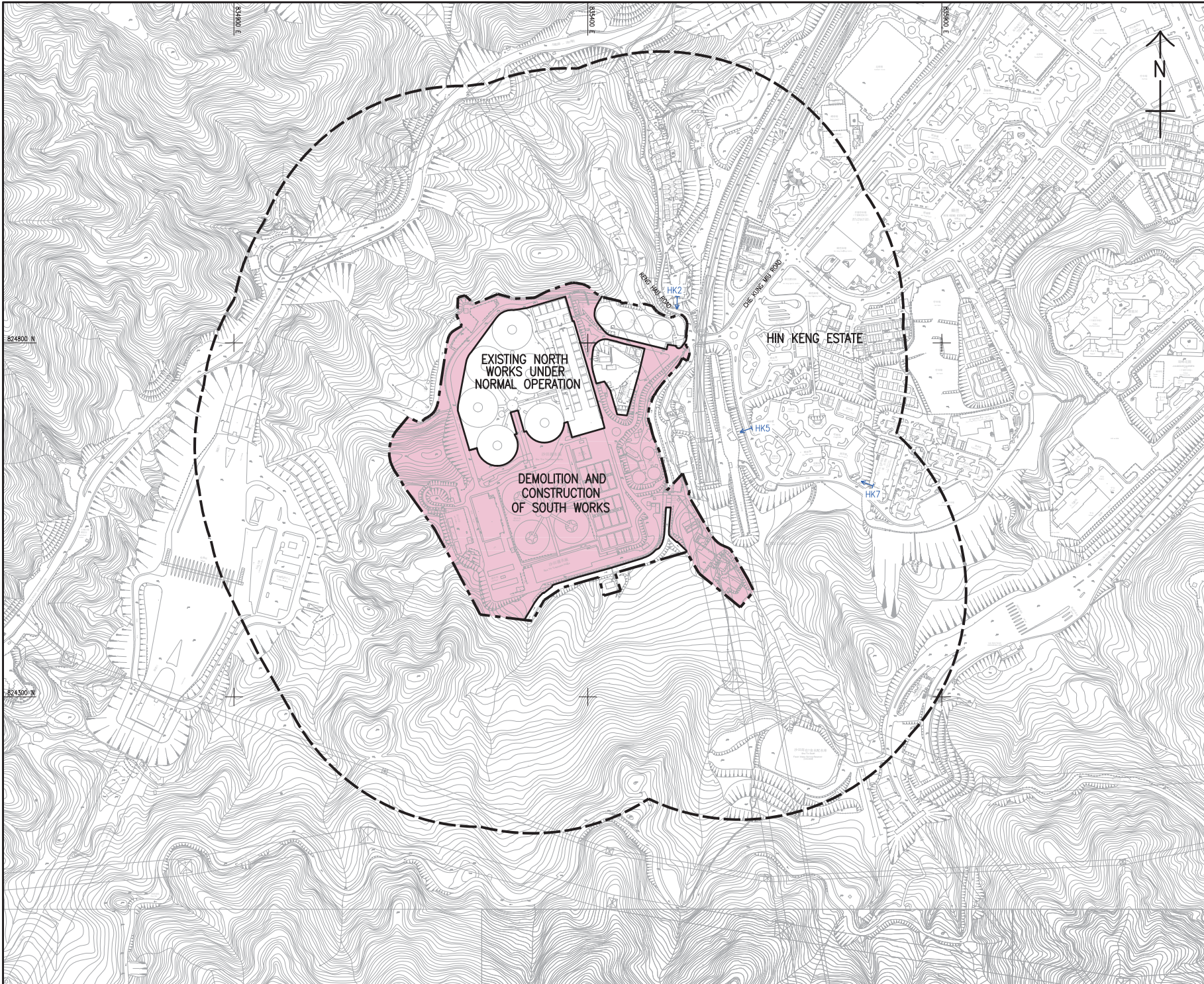


The Summary of TSP-1hr Concentration ($\mu\text{g}/\text{m}^3$) at AM2 Hin Keng Estate - Hin Wan House



Appendix L

Location Plan of Noise Monitoring Station



LEGEND:

- SITE BOUNDARY OF SHA TIN WATER TREATMENT WORKS
- 300m STUDY AREA
- WORKS AREA
- HK2
- THE L LOUEY (SOUTH)
- HK5
- HIN KENG ESTATE - HIN WAN HOUSE
- HK7
- CHEUKFAA THOMAS CHEUNG SCHOOL

水務署
WATER SUPPLIES DEPARTMENT

AGREEMENT NO. CE 13/2009 (WS)
IN-SITU REPROVISIONING OF SHA TIN WATER TREATMENT WORKS - SOUTH WORKS
DESIGN AND CONSTRUCTION

LOCATIONS OF PROPOSED NOISE MONITORING STATIONS

AECOM

DRG NO 60162073/EM&A/FIG 4
圖紙編號

DESIGNED BY NHP	CHECKED BY NHP	DATE A3 1 : 5000
© COPYRIGHT RESERVED 版權所有		

Appendix M

Calibration Certificates (Noise)

Certificate of Calibration

for

Description: *Sound Level Calibrator*
Manufacturer: *RION*
Type No.: *NC-75*
Serial No.: *34724243*

Submitted by:

Customer: *Acuity Sustainability Consulting Limited*
Address: *Unit E, 12/F, Ford Glory Plaza,
Nos. 37-39 Wing Hong Street,
Cheung Sha Wan, Kowloon,
Hong Kong*

Upon receipt for calibration, the instrument was found to be:

- Within**
 Outside

the allowable tolerance.

The test equipments used for calibration are traceable to National Standards via:

- The Government of The Hong Kong Special Administrative Region Standard & Calibration Laboratory

Date of receipt: 27 July 2023

Date of calibration: 3 August 2023

Date of NEXT calibration: 2 August 2024

Calibrated by: _____
Calibration Technician

Certified by: _____
Mr. Ng Yan Wa
Laboratory Manager

Date of issue: 3 August 2023

Certificate No.: APJ23-049-CC005



Page 1 of 2

**1. Calibration Precautions:**

- The unit-under-test (UUT) was allowed to stabilize in the laboratory for over 24 hours, and switched on to warm up for over 10 minutes before the commencement of the test.
- The results presented are the mean of 3 measurements at each calibration point.

2. Calibration Specifications:

Calibration check

3. Calibration Conditions:

Air Temperature: 22.6 °C
Air Pressure: 1006 hPa
Relative Humidity: 52.9 %

4. Calibration Equipment:

Test Equipment	Type	Serial No.	Calibration Report Number	Traceable to
Multifunction Calibrator	B&K 4226	2288467	AV220061	HOKLAS
Sound Level Meter	RION NA-28	30721812	AV220120	HOKLAS

5. Calibration Results

5.1 Sound Pressure Level

Nominal value dB	Accept lower level dB	Accept upper level dB	Measured value dB
94.0	93.6	94.4	94.0

Note:

The values given in this certification only related to the values measured at the time of the calibration.

Certificate No.: APJ23-049-CC005



Page 2 of 2



Certificate of Calibration

for

Description: Sound Level Meter
Manufacturer: SVANTEK
Type No.: 971 (Serial No.: 96063)
Microphone: ACO 7052E (Serial No.: 79778)
Preamplifier: SVANTEK SV 18 (Serial No.: 97276)

Submitted by:

Customer: Acuity Sustainability Consulting Limited
Address: Unit E, 12/F., Ford Glory Plaza,
Nos. 37-39 Wing Hong Street,
Cheung Sha Wan, Kowloon, Hong Kong

Upon receipt for calibration, the instrument was found to be:

- Within (31.5Hz – 8kHz)
 Outside

the allowable tolerance.

The test equipment used for calibration are traceable to National Standards via:

- The Government of The Hong Kong Special Administrative Region Standard & Calibration Laboratory

Date of receipt: 27 July 2023

Date of calibration: 3 August 2023

Date of NEXT calibration: 2 August 2024

Calibrated by: 
Calibration Technician

Certified by: 
Mr. Ng Yan Wa
Laboratory Manager

Date of issue: 3 August 2023

Certificate No.: APJ23-049-CC002



Page 1 of 4

1. Calibration Precaution:

- The unit-under-test (UUT) was allowed to stabilize in the laboratory for over 24 hours, and switched on to warm up for over 10 minutes before the commencement of the test.
- The results presented are the mean of 3 measurements at each calibration point.

2. Calibration Conditions:

Air Temperature: 22.6 °C
 Air Pressure: 1006 hPa
 Relative Humidity: 52.9 %

3. Calibration Equipment:

	Type	Serial No.	Calibration Report Number	Traceable to
Multifunction Calibrator	B&K 4226	2288467	AV220061	HOKLAS

4. Calibration Results

Sound Pressure Level

Reference Sound Pressure Level

Setting of Unit-under-test (UUT)				Applied value		UUT Reading,	IEC 61672 Class 1
Range, dB	Freq. Weighting	Time Weighting	Level, dB	Frequency, Hz	dB	Specification, dB	
25.0-124.2	dBA	SPL	Fast	94	1000	93.7	±0.4

Linearity

Setting of Unit-under-test (UUT)				Applied value		UUT Reading,	IEC 61672 Class 1
Range, dB	Freq. Weighting	Time Weighting	Level, dB	Frequency, Hz	dB	Specification, dB	
25.0-124.2	dBA	SPL	Fast	94	1000	93.7	Ref
				104		103.7	±0.3
				114		113.7	±0.3

Time Weighting

Setting of Unit-under-test (UUT)				Applied value		UUT Reading,	IEC 61672 Class 1
Range, dB	Freq. Weighting	Time Weighting	Level, dB	Frequency, Hz	dB	Specification, dB	
25.0-124.2	dBA	SPL	Fast	94	1000	93.7	Ref
			Slow			93.7	±0.3

Certificate No.: APJ23-049-CC002



Page 2 of 4



Frequency Response

Linear Response

Setting of Unit-under-test (UUT)				Applied value		UUT Reading	IEC 61672 Class 1
Range, dB	Freq. Weighting	Time Weighting	Level, dB	Frequency, Hz	dB	Specification, dB	
25.0-124.2	dB	SPL	Fast	94	31.5	94.3	+2.0
					63	94.2	+1.5
					125	94.1	+1.5
					250	94.1	+1.4
					500	94.0	+1.4
					1000	93.7	Ref
					2000	93.7	+1.6
					4000	95.1	+1.6
					8000	91.4	+2.1; -3.1

A-weighting

Setting of Unit-under-test (UUT)				Applied value		UUT Reading	IEC 61672 Class 1
Range, dB	Freq. Weighting	Time Weighting	Level, dB	Frequency, Hz	dB	Specification, dB	
25.0-124.2	dBA	SPL	Fast	94	31.5	55.0	-39.4±2.0
					63	68.1	-26.2±1.5
					125	78.1	-16.1±1.5
					250	85.4	-8.6±1.4
					500	90.7	-3.2±1.4
					1000	93.7	Ref
					2000	94.9	+1.2±1.6
					4000	96.2	+1.0±1.6
					8000	90.5	-1.1+2.1; -3.1

C-weighting

Setting of Unit-under-test (UUT)				Applied value		UUT Reading	IEC 61672 Class 1
Range, dB	Freq. Weighting	Time Weighting	Level, dB	Frequency, Hz	dB	Specification, dB	
25.0-124.2	dBC	SPL	Fast	94	31.5	91.3	-3.0±2.0
					63	93.4	-0.8±1.5
					125	94.0	-0.2±1.5
					250	94.8	-0.0±1.4
					500	94.0	-0.0±1.4
					1000	93.7	Ref
					2000	93.5	-0.2±1.6
					4000	94.4	-0.8±1.6
					8000	88.6	-3.0+2.1; -3.1

Certificate No.: APJ23-049-CC002



Page 3 of 4

Room 422, Leader Industrial Centre, 57-59 Au Pui Wan Street, Fo Tan, Shatin, N.T., Hong Kong
 Tel: (852) 2668 3423 Fax: (852) 2668 6946
 Homepage: <http://www.aa-lab.com> E-mail: inquiry@aa-lab.com

5. Calibration Results Applied

The results apply to the particular unit-under-test only. All calibration points are within manufacture's specification as IEC 61672 Class 1.

Uncertainties of Applied Value:

94 dB	31.5 Hz	± 0.10
	63 Hz	± 0.05
	125 Hz	± 0.05
	250 Hz	± 0.10
	500 Hz	± 0.05
	1000 Hz	± 0.05
	2000 Hz	± 0.05
	4000 Hz	± 0.05
	8000 Hz	± 0.10
104 dB	1000 Hz	± 0.05
114 dB	1000 Hz	± 0.05

The uncertainties are evaluated for a 95% confidence level.

Note:

The values given in this certification only related to the values measured at the time of the calibration and any uncertainties quoted will not allow for the equipment long-term drift, variations with environmental changes, vibration and shock during transportation, overloading, mis-handling, or the capability of any other laboratory to repeat the calibration. (A+A)*L shall not be liable for any loss or damage resulting from the use of the equipment.

Certificate No.: APJ23-049-CC002



Page 4 of 4



**Certificate of
Conformity**

This instrument was produced under rigorous factory production control and documented standard procedures. It was individually visually inspected, leak tested and function tested for display, backlight, button and software performance. The accuracy of each of its primary measurements was individually calibrated and/or tested against standards traceable to the National Institute of Standards and Technology ("NIST") or calibrated intermediary standards. This instrument is certified to have performed at the time of manufacture in compliance with the following specifications as they apply to this meter's specific model, measurements and features.

Methods Used in Calibration and Testing

Wind Speed:

The Kestrel Pocket Weather Meter impeller installed in this unit was individually tested in a subsonic wind tunnel operating at approximately 300 fpm (1.5 m/s) and 1200 fpm (6.1 m/s) monitored by a Gill Instruments Model 1350 ultrasonic time-of-flight anemometer. The Standard's maximum combined uncertainty is $\pm 1.04\%$ within the airspeed range 706.6 to 3923.9 fpm (3.59 to 19.93 m/s), and $\pm 1.66\%$ within the airspeed range 166.6 to 706.6 fpm (0.85 to 3.59 m/s).

Temperature:

Temperature response is verified in comparison with a Eutechnics 4600 Precision Thermometer or a standard Kestrel 4000 Weather and Environmental Meter calibrated weekly against the Eutechnics 4600. The Eutechnics 4600 is calibrated annually and is traceable to NIST with a system accuracy of ± 0.05 °C.

Direction / Heading

The sensitivity of the magnetic directional sensor is verified at the component level by applying a magnetic field to the sensor and measuring the signal output at 4 points, as well as after assembly by orienting the unit to the cardinal directions and measuring the magnetic field output. In both cases the compass output must be accurate to within ± 5 degrees.

Relative Humidity:

Relative humidity receives a two-point calibration in humidity and temperature controlled chambers at 75.3% RH and 32.8% RH at 25° C. The calibration tanks are monitored with an Edgetech Model 2002 DewPrime II Standard Chilled Mirror Hygrometer. Following calibration, performance is further verified at an RH of approximately 43.2% against the Edgetech Hygrometer. The Edgetech Hygrometer is calibrated annually and is traceable to NIST with a maximum relative expanded uncertainty of $\pm 0.2\%$ RH.

Barometric Pressure:

Pressure response is verified against a Mensor Series 6000 Digital Barometer or a standard Kestrel 4000 Weather and Environmental Meter calibrated weekly against the Mensor Barometer. The Mensor Barometer is calibrated annually and is traceable to NIST with a maximum relative expanded uncertainty of $\pm 0.02\%$ F.S.

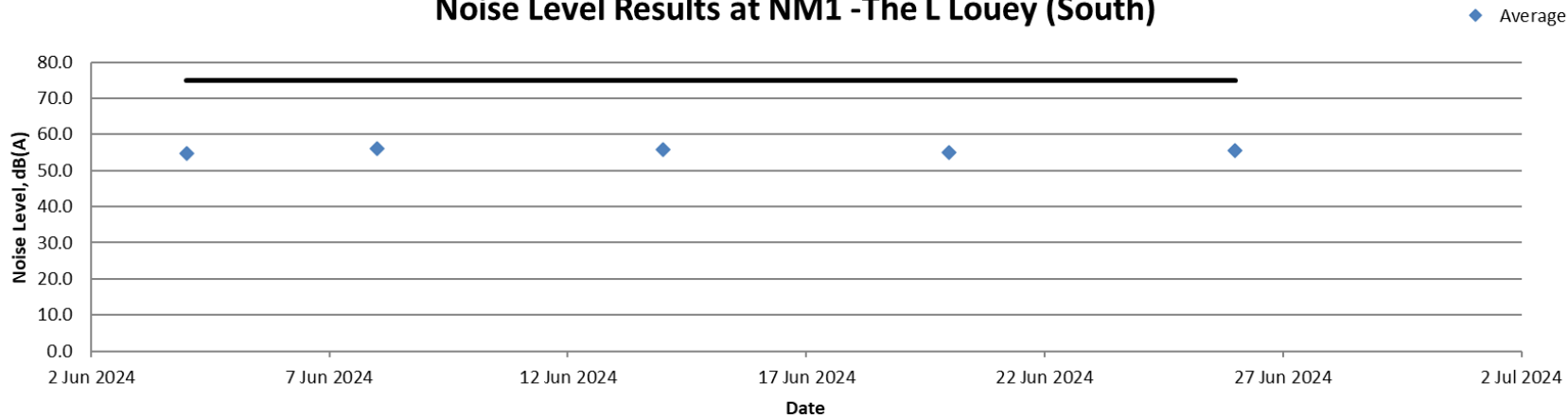
Approved By:

Michael Naughton, Engineering Manager

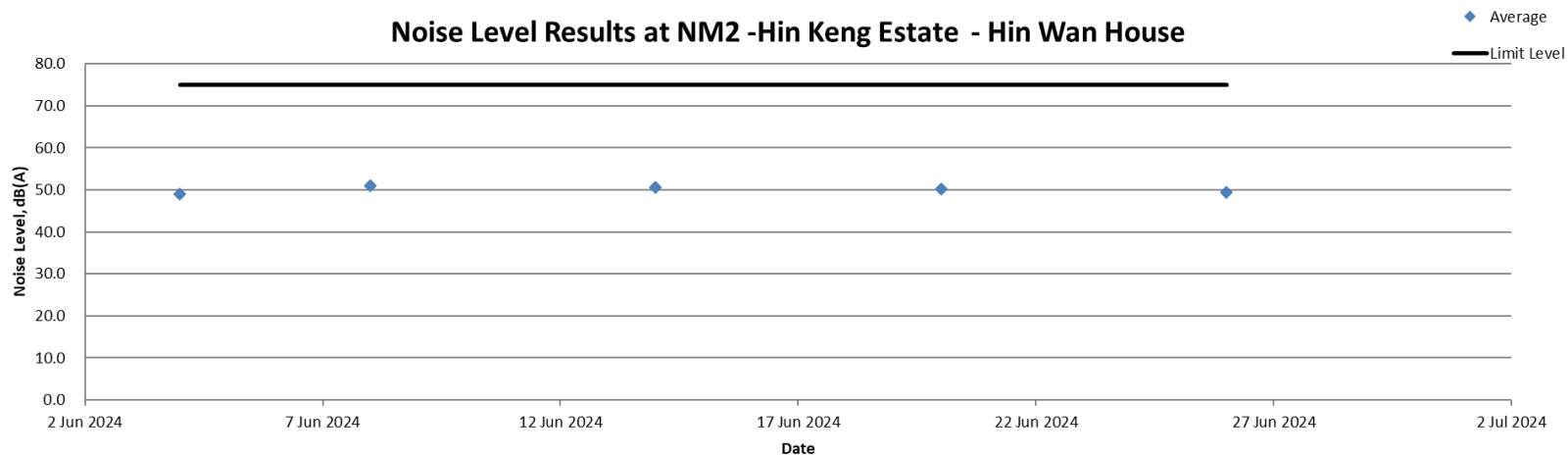
Appendix N

Impact Noise Monitoring Results and Graphical Presentation

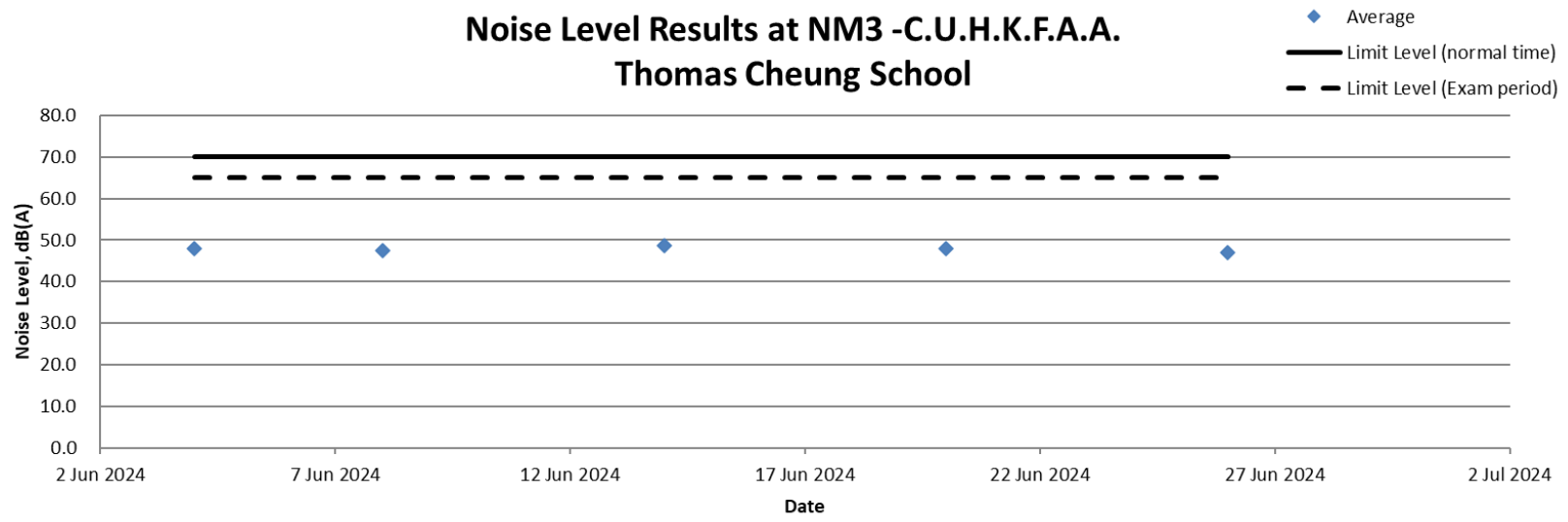
Noise Level Results at NM1 -The L Louey (South)



Noise Level Results at NM2 -Hin Keng Estate - Hin Wan House

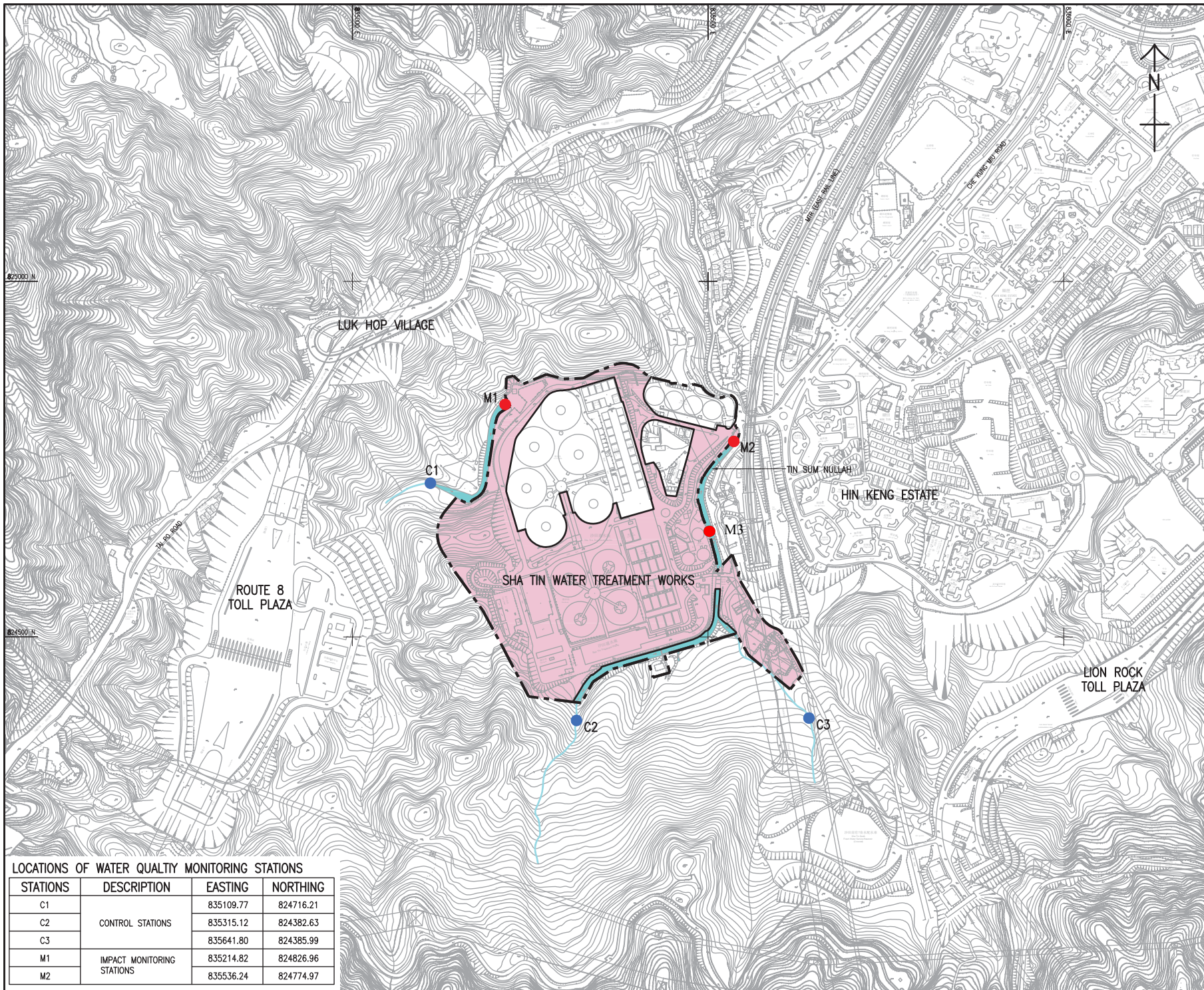


Noise Level Results at NM3 -C.U.H.K.F.A.A. Thomas Cheung School



Appendix O

Location Plan of Water Quality Monitoring Station



LEGEND:

- SITE BOUNDARY OF SHATIN WATER TREATMENT WORKS
- WORKS AREA
- INLAND WATER COURSE
- IMPACT MONITORING STATION
- CONTROL STATION

LOCATIONS OF WATER QUALITY MONITORING STATIONS

STATIONS	DESCRIPTION	EASTING	NORTHING
C1	CONTROL STATIONS	835109.77	824716.21
C2		835315.12	824382.63
C3		835641.80	824385.99
M1	IMPACT MONITORING STATIONS	835214.82	824826.96
M2		835536.24	824774.97


水務署
WATER SUPPLIES DEPARTMENT
 AGREEMENT NO. CE 13/2009 (WS)
 IN-SITU REPROVISIONING OF SHA TIN WATER TREATMENT WORKS--
 SOUTH WORKS
 DESIGN AND CONSTRUCTION

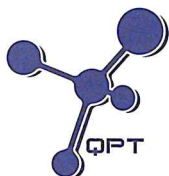
LOCATIONS OF PROPOSED WATER QUALITY MONITORING STATIONS

AECOM

DRG NO 60162073/EM&A/FIG 5
 圖紙編號
 DESIGNED BY: DXL
 CHECKED BY: A3 1 : 5000
 DATE: 11/11/12
 SCALE: A3 1 : 5000
 METRES
 © COPYRIGHT RESERVED
 版權所有

Appendix P

Calibration Certificate (Water Quality)



專業化驗有限公司

QUALITY PRO TEST-CONSULT LIMITED

Unit 10, 5/F, Wah Wai Centre, 38-40 Au Pui Wan St., Fotan, Hong Kong

Email: info@qualityprotest.com; Website: www.qualityprotest.com

Tel: (852) 3956 8717; Fax: (852) 3956 3928

REPORT OF EQUIPMENT PERFORMANCE CHECK/ CALIBRATION

Test Report No. : R-BD040041

Date of Issue : 16 April 2024

Page No. : 1 of 2

PART A - CUSTOMER INFORMATION

Acuity Sustainability Consulting Limited

Unit E, 12/F, Ford Glory Plaza 37-39 Wing Hong Street, Cheung Sha Wan, Kowloon, Hong Kong

PART B - SAMPLE INFORMATION

Name of Equipment : YSI ProDSS (Multi-Parameters)

Manufacturer : YSI (a xylem brand)

Serial Number : 22C106561

Date of Received : 10 April 2024

Date of Calibration : 16 April 2024

Date of Next Calibration : 15 July 2024

Request No. : D-BD040041

PART C - REFERENCE METHODS/ DOCUMENTS FOR THE CALIBRATION

Test Parameter

Reference Method

pH value

APHA 21e 4500-H⁺ B

Temperature

Section 6 of international Accreditation New Zealand Technical Guide no. 3 Second edition March 2008: Working Thermometer Calibration Procedure

Salinity

APHA 21e 2520 B

Dissolved oxygen

APHA 23e 4500-O G (Membrane Electrode Method)

Turbidity

APHA 21e 2130 B (Nephelometric Method)

PART D - CALIBRATION RESULT

(1) pH value

Target (pH unit)	Display Reading (pH unit)	Tolerance	Result
4.00	4.14	0.14	Satisfactory
7.42	7.56	0.14	Satisfactory
10.01	10.09	0.08	Satisfactory

Tolerance of pH value should be less than ± 0.2 (pH unit)

(2) Temperature

Reading of Ref. thermometer (°C)	Display Reading (°C)	Tolerance	Result
11.0	11.1	0.1	Satisfactory
26.0	25.1	-0.9	Satisfactory
40.0	38.7	-1.3	Satisfactory

Tolerance of Temperature should be less than ± 2.0 (°C)

(3) Salinity

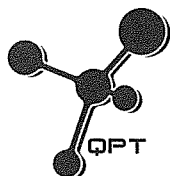
Expected Reading (g/L)	Display Reading (g/L)	Tolerance (%)	Result
10	9.68	-3.20	Satisfactory
20	19.27	-3.65	Satisfactory
30	28.85	-3.83	Satisfactory

Tolerance of Salinity should be less than ± 10.0 (%)

--- CONTINUED ON NEXT PAGE ---

AUTHORIZED
SIGNATORY:


LEE Chun-ning
Assistant Manager



專業化驗有限公司
QUALITY PRO TEST-CONSULT LIMITED

Unit 10, 5/F, Wah Wai Centre, 38-40 Au Pui Wan St., Fotan, Hong Kong
Email: info@qualityprotest.com; Website: www.qualityprotest.com
Tel: (852) 3956 8717; Fax: (852) 3956 3928

REPORT OF EQUIPMENT PERFORMANCE CHECK/ CALIBRATION

Test Report No. : R-BD040041
Date of Issue : 16 April 2024
Page No. : 2 of 2

(4) Dissolved oxygen

Expected Reading (mg/L)	Display Reading (mg/L)	Tolerance	Result
8.14	8.59	0.45	Satisfactory
5.35	5.12	-0.23	Satisfactory
2.92	2.72	-0.20	Satisfactory
0.32	0.26	-0.06	Satisfactory

Tolerance of Dissolved oxygen should be less than ± 0.5 (mg/L)

(5) Turbidity

Expected Reading (NTU)	Display Reading (NTU)	Tolerance (%)	Result
0	0.88	--	Satisfactory
10	9.62	-3.8	Satisfactory
20	18.76	-6.2	Satisfactory
100	98.45	-1.6	Satisfactory
800	770.86	-3.6	Satisfactory

Tolerance of Turbidity should be less than ± 10.0 (%)

Remark(s)

- The "Date of Next Calibration" is recommended according to best practice principals as practiced by QPT or quoted from relevant international standards.
- The results relate only to the calibrated equipment as received
- The performance of the equipment stated in this report is checked with independent reference material and results compared against a calibrated secondary source.
- "Displayed Reading" denotes the figure shown on item under calibration/ checking regardless of equipment precision or significant figures.
- The "Tolerance Limit" mentioned is the acceptance criteria applicable for similar equipment used by Quality Pro Test-Consult Ltd. or quoted from relevant international standards.

--- END OF REPORT ---

Appendix Q

The Certification of Laboratory with HOKLAS accredited Analytical Tests



Hong Kong Accreditation Service
香港認可處

Certificate of Accreditation
認可證書

This is to certify that
特此證明

ACUMEN LABORATORY AND TESTING LIMITED
浩科檢測中心有限公司

Flat/Rm D, 12/F, Ford Glory Plaza, Nos. 37-39 Wing Hong Street, Cheung Sha Wan, Kowloon,
Hong Kong
香港九龍長沙灣永康街37-39號福源廣場12樓D室

*is accredited by the Hong Kong Accreditation Service (HKAS) to ISO/IEC 17025:2017
for performing specific laboratory activities as listed in the scope of accreditation within the test category of*
獲香港認可處根據ISO/IEC 17025:2017認可
進行載於認可範圍內下述測試類別中的指定實驗室活動

Environmental Testing
環境測試

*This accreditation to ISO/IEC 17025:2017 demonstrates technical competence for a defined scope and
the implementation of a management system relevant to laboratory operation
(see joint IAF-ILAC-ISO Communiqué).*

此項 ISO/IEC 17025:2017 的認可資格證明此實驗室具備指定範圍內所須的技術能力並
實施一套與實驗室運作相關的管理體系
(見國際認可論壇、國際實驗室認可合作組織及國際標準化組織的聯合公報)。

The common seal of HKAS is affixed hereto by the authority of the HKAS Executive
現經香港認可處執行機關授權在此蓋上香港認可處的印章


SHUM Wai-leung, Executive Administrator
執行幹事 沈偉良
Issue Date : 15 November 2021
簽發日期：二零二一年十一月十五日

Registration Number : HOKLAS 241
註冊號碼：

Date of First Registration : 16 July 2014
首次註冊日期：二零一四年七月十六日



Appendix R

Impact Water Quality Monitoring Results

Acumen Laboratory and Testing Limited

Flat/Rm D, 12/F, Ford Glory Plaza, Nos. 37-39 Wing Hong Street, Cheung Sha Wan, Kowloon, Hong Kong
Tel: (852) 2333 6823 Fax: (852) 2333 1316

Test Report

Page 1 of 2


Report Number : Q240002aR241292
Job Number : R241292
Issue Date : 17/06/2024
Applicant Name : Acumen Environmental Engineering and Technologies Co, Ltd.
Applicant Address : Unit D, 12/F, Ford Glory Plaza, No.37-39 Wing Hong Street,
Cheung Sha Wan, Kowloon, Hong Kong
Project Name : CJO-3113-1308
Test Required : Total Suspended Solids (TSS)
Sampling Date : 03/06/2024
Date Samples Received : 03/06/2024
Sample Nature : Water
Number of Samples Received : 5
Condition Received : Sample(s) arrived laboratory in chilled condition
Type of Container : HDPE Plastic Bottles
Laboratory ID : R241292/1-5
Test Period : 03/06/2024 – 04/06/2024
Method Used : In-house Method, QPL-15e for Total Suspended Solids

Test Result : Refer to the results on page 2

For and on behalf of

Acumen Laboratory and Testing Limited

Authorized Signature :



Hui Wai Fung, Huntington

Laboratory Manager

Chemical and Microbiological Division

Acumen Laboratory and Testing Limited

Flat/Rm D, 12/F, Ford Glory Plaza, Nos. 37-39 Wing Hong Street, Cheung Sha Wan, Kowloon, Hong Kong
Tel: (852) 2333 6823 Fax: (852) 2333 1316

Test Report

Page 2 of 2

Report Number : Q240002aR241292
Job Number : R241292
Issue Date : 17/06/2024

Test Result:

Lab ID	Sampling Date	Client Sample ID	Total Suspended Solids (TSS), mg/L
R241292/1	03/06/2024	C1	1.6
R241292/2	03/06/2024	C2	<1
R241292/3	03/06/2024	M1	1.7
R241292/4	03/06/2024	M2	<1
R241292/5	03/06/2024	M3	<1

Note:

1. mg/L indicates milligram per liter
2. < indicates less than.
3. Reporting limit is 2.5mg/L for 1L sample
4. Reporting limit is 1 mg/L for 2.5L sample
5. Applicant name, applicant address, project name, sampling date, sample ID and sample nature are provided by applicant.
6. The result(s) relate only to the item(s) tested.
7. The result(s) are applied only to the sample(s) received.

End of Report

Acumen Laboratory and Testing Limited

Flat/Rm D, 12/F, Ford Glory Plaza, Nos. 37-39 Wing Hong Street, Cheung Sha Wan, Kowloon, Hong Kong
Tel: (852) 2333 6823 Fax: (852) 2333 1316

Test Report


Page 1 of 2

Report Number : Q240002aR241293
Job Number : R241293
Issue Date : 17/06/2024
Applicant Name : Acumen Environmental Engineering and Technologies Co, Ltd.
Applicant Address : Unit D, 12/F, Ford Glory Plaza, No.37-39 Wing Hong Street,
Cheung Sha Wan, Kowloon, Hong Kong
Project Name : CJO-3113-1309
Test Required : Total Suspended Solids (TSS)
Sampling Date : 05/06/2024
Date Samples Received : 05/06/2024
Sample Nature : Water
Number of Samples Received : 5
Condition Received : Sample(s) arrived laboratory in chilled condition
Type of Container : HDPE Plastic Bottles
Laboratory ID : R241293/1-5
Test Period : 05/06/2024 – 06/06/2024
Method Used : In-house Method, QPL-15e for Total Suspended Solids
Test Result : Refer to the results on page 2

For and on behalf of

Acumen Laboratory and Testing Limited

Authorized Signature :



Hui Wai Fung, Huntington

Laboratory Manager

Chemical and Microbiological Division

Acumen Laboratory and Testing Limited

Flat/Rm D, 12/F, Ford Glory Plaza, Nos. 37-39 Wing Hong Street, Cheung Sha Wan, Kowloon, Hong Kong
Tel: (852) 2333 6823 Fax: (852) 2333 1316

Test Report

Page 2 of 2

Report Number : Q240002aR241293
Job Number : R241293
Issue Date : 17/06/2024

Test Result:

Lab ID	Sampling Date	Client Sample ID	Total Suspended Solids (TSS), mg/L
R241293/1	05/06/2024	C1	1.3
R241293/2	05/06/2024	C2	4.6
R241293/3	05/06/2024	M1	2.0
R241293/4	05/06/2024	M2	<1
R241293/5	05/06/2024	M3	<1

Note:

1. mg/L indicates milligram per liter
2. < indicates less than.
3. Reporting limit is 2.5mg/L for 1L sample
4. Reporting limit is 1 mg/L for 2.5L sample
5. Applicant name, applicant address, project name, sampling date, sample ID and sample nature are provided by applicant.
6. The result(s) relate only to the item(s) tested.
7. The result(s) are applied only to the sample(s) received.

End of Report



Acumen Laboratory and Testing Limited

Flat/Rm D, 12/F, Ford Glory Plaza, Nos. 37-39 Wing Hong Street, Cheung Sha Wan, Kowloon, Hong Kong
Tel: (852) 2333 6823 Fax: (852) 2333 1316

Test Report

Page 1 of 2


Report Number : Q240002aR241294
Job Number : R241294
Issue Date : 17/06/2024
Applicant Name : Acumen Environmental Engineering and Technologies Co, Ltd.
Applicant Address : Unit D, 12/F, Ford Glory Plaza, No.37-39 Wing Hong Street,
Cheung Sha Wan, Kowloon, Hong Kong
Project Name : CJO-3113-1310
Test Required : Total Suspended Solids (TSS)
Sampling Date : 07/06/2024
Date Samples Received : 07/06/2024
Sample Nature : Water
Number of Samples Received : 5
Condition Received : Sample(s) arrived laboratory in chilled condition
Type of Container : HDPE Plastic Bottles
Laboratory ID : R241294/1-5
Test Period : 07/06/2024 – 08/06/2024
Method Used : In-house Method, QPL-15e for Total Suspended Solids

Test Result : Refer to the results on page 2

For and on behalf of

Acumen Laboratory and Testing Limited

Authorized Signature :



Hui Wai Fung, Huntington
Laboratory Manager
Chemical and Microbiological Division



Acumen Laboratory and Testing Limited

Flat/Rm D, 12/F, Ford Glory Plaza, Nos. 37-39 Wing Hong Street, Cheung Sha Wan, Kowloon, Hong Kong
Tel: (852) 2333 6823 Fax: (852) 2333 1316

Test Report

Page 2 of 2

Report Number : Q240002aR241294
Job Number : R241294
Issue Date : 17/06/2024

Test Result:

Lab ID	Sampling Date	Client Sample ID	Total Suspended Solids (TSS), mg/L
R241294/1	07/06/2024	C1	1.1
R241294/2	07/06/2024	C2	<1
R241294/3	07/06/2024	M1	1.8
R241294/4	07/06/2024	M2	<1
R241294/5	07/06/2024	M3	<1

Note:

1. mg/L indicates milligram per liter
2. < indicates less than.
3. Reporting limit is 2.5mg/L for 1L sample
4. Reporting limit is 1 mg/L for 2.5L sample
5. Applicant name, applicant address, project name, sampling date, sample ID and sample nature are provided by applicant.
6. The result(s) relate only to the item(s) tested.
7. The result(s) are applied only to the sample(s) received.

End of Report



Acumen Laboratory and Testing Limited

Flat/Rm D, 12/F, Ford Glory Plaza, Nos. 37-39 Wing Hong Street, Cheung Sha Wan, Kowloon, Hong Kong
Tel: (852) 2333 6823 Fax: (852) 2333 1316

Test Report

Page 1 of 2


Report Number : Q240002aR241348
Job Number : R241348
Issue Date : 21/06/2024
Applicant Name : Acumen Environmental Engineering and Technologies Co, Ltd.
Applicant Address : Unit D, 12/F, Ford Glory Plaza, No.37-39 Wing Hong Street,
Cheung Sha Wan, Kowloon, Hong Kong
Project Name : CJO-3113-1311
Test Required : Total Suspended Solids (TSS)
Sampling Date : 11/06/2024
Date Samples Received : 11/06/2024
Sample Nature : Water
Number of Samples Received : 5
Condition Received : Sample(s) arrived laboratory in chilled condition
Type of Container : HDPE Plastic Bottles
Laboratory ID : R241348/1-5
Test Period : 11/06/2024 – 12/06/2024
Method Used : In-house Method, QPL-15e for Total Suspended Solids

Test Result : Refer to the results on page 2

For and on behalf of

Acumen Laboratory and Testing Limited

Authorized Signature :



Hui Wai Fung, Huntington

Laboratory Manager

Chemical and Microbiological Division



Acumen Laboratory and Testing Limited

Flat/Rm D, 12/F, Ford Glory Plaza, Nos. 37-39 Wing Hong Street, Cheung Sha Wan, Kowloon, Hong Kong
Tel: (852) 2333 6823 Fax: (852) 2333 1316

Test Report

Page 2 of 2

Report Number : Q240002aR241348
Job Number : R241348
Issue Date : 21/06/2024

Test Result:

Lab ID	Sampling Date	Client Sample ID	Total Suspended Solids (TSS), mg/L
R241348/1	11/06/2024	C1	<1
R241348/2	11/06/2024	C2	<1
R241348/3	11/06/2024	M1	2.0
R241348/4	11/06/2024	M2	<1
R241348/5	11/06/2024	M3	7.1

Note:

1. mg/L indicates milligram per liter
2. < indicates less than.
3. Reporting limit is 2.5mg/L for 1L sample
4. Reporting limit is 1 mg/L for 2.5L sample
5. Applicant name, applicant address, project name, sampling date, sample ID and sample nature are provided by applicant.
6. The result(s) relate only to the item(s) tested.
7. The result(s) are applied only to the sample(s) received.

End of Report



Acumen Laboratory and Testing Limited

Flat/Rm D, 12/F, Ford Glory Plaza, Nos. 37-39 Wing Hong Street, Cheung Sha Wan, Kowloon, Hong Kong
Tel: (852) 2333 6823 Fax: (852) 2333 1316

Test Report

Page 1 of 2


Report Number : Q240002aR241349
Job Number : R241349
Issue Date : 21/06/2024
Applicant Name : Acumen Environmental Engineering and Technologies Co, Ltd.
Applicant Address : Unit D, 12/F, Ford Glory Plaza, No.37-39 Wing Hong Street,
Cheung Sha Wan, Kowloon, Hong Kong
Project Name : CJO-3113-1312
Test Required : Total Suspended Solids (TSS)
Sampling Date : 13/06/2024
Date Samples Received : 13/06/2024
Sample Nature : Water
Number of Samples Received : 5
Condition Received : Sample(s) arrived laboratory in chilled condition
Type of Container : HDPE Plastic Bottles
Laboratory ID : R241349/1-5
Test Period : 13/06/2024 – 14/06/2024
Method Used : In-house Method, QPL-15e for Total Suspended Solids

Test Result : Refer to the results on page 2

For and on behalf of

Acumen Laboratory and Testing Limited

Authorized Signature :



Hui Wai Fung, Huntington

Laboratory Manager

Chemical and Microbiological Division



Acumen Laboratory and Testing Limited

Flat/Rm D, 12/F, Ford Glory Plaza, Nos. 37-39 Wing Hong Street, Cheung Sha Wan, Kowloon, Hong Kong
Tel: (852) 2333 6823 Fax: (852) 2333 1316

Test Report

Page 2 of 2

Report Number : Q240002aR241349
Job Number : R241349
Issue Date : 21/06/2024

Test Result:

Lab ID	Sampling Date	Client Sample ID	Total Suspended Solids (TSS), mg/L
R241349/1	13/06/2024	C1	1.9
R241349/2	13/06/2024	C2	<1
R241349/3	13/06/2024	M1	2.4
R241349/4	13/06/2024	M2	<1
R241349/5	13/06/2024	M3	<1

Note:

1. mg/L indicates milligram per liter
2. < indicates less than.
3. Reporting limit is 2.5mg/L for 1L sample
4. Reporting limit is 1 mg/L for 2.5L sample
5. Applicant name, applicant address, project name, sampling date, sample ID and sample nature are provided by applicant.
6. The result(s) relate only to the item(s) tested.
7. The result(s) are applied only to the sample(s) received.

End of Report



Acumen Laboratory and Testing Limited

Flat/Rm D, 12/F, Ford Glory Plaza, Nos. 37-39 Wing Hong Street, Cheung Sha Wan, Kowloon, Hong Kong
Tel: (852) 2333 6823 Fax: (852) 2333 1316

Test Report

Page 1 of 2


Report Number : Q240002aR241350
Job Number : R241350
Issue Date : 21/06/2024
Applicant Name : Acumen Environmental Engineering and Technologies Co, Ltd.
Applicant Address : Unit D, 12/F, Ford Glory Plaza, No.37-39 Wing Hong Street,
Cheung Sha Wan, Kowloon, Hong Kong
Project Name : CJO-3113-1313
Test Required : Total Suspended Solids (TSS)
Sampling Date : 15/06/2024
Date Samples Received : 15/06/2024
Sample Nature : Water
Number of Samples Received : 5
Condition Received : Sample(s) arrived laboratory in chilled condition
Type of Container : HDPE Plastic Bottles
Laboratory ID : R241350/1-5
Test Period : 15/06/2024 – 16/06/2024
Method Used : In-house Method, QPL-15e for Total Suspended Solids

Test Result : Refer to the results on page 2

For and on behalf of

Acumen Laboratory and Testing Limited

Authorized Signature :



Hui Wai Fung, Huntington
Laboratory Manager
Chemical and Microbiological Division



Acumen Laboratory and Testing Limited

Flat/Rm D, 12/F, Ford Glory Plaza, Nos. 37-39 Wing Hong Street, Cheung Sha Wan, Kowloon, Hong Kong
Tel: (852) 2333 6823 Fax: (852) 2333 1316

Test Report

Page 2 of 2

Report Number : Q240002aR241350
Job Number : R241350
Issue Date : 21/06/2024

Test Result:

Lab ID	Sampling Date	Client Sample ID	Total Suspended Solids (TSS), mg/L
R241350/1	15/06/2024	C1	<1
R241350/2	15/06/2024	C2	<1
R241350/3	15/06/2024	M1	<1
R241350/4	15/06/2024	M2	<1
R241350/5	15/06/2024	M3	<1

Note:

1. mg/L indicates milligram per liter
2. < indicates less than.
3. Reporting limit is 2.5mg/L for 1L sample
4. Reporting limit is 1 mg/L for 2.5L sample
5. Applicant name, applicant address, project name, sampling date, sample ID and sample nature are provided by applicant.
6. The result(s) relate only to the item(s) tested.
7. The result(s) are applied only to the sample(s) received.

End of Report



Acumen Laboratory and Testing Limited

Flat/Rm D, 12/F, Ford Glory Plaza, Nos. 37-39 Wing Hong Street, Cheung Sha Wan, Kowloon, Hong Kong
Tel: (852) 2333 6823 Fax: (852) 2333 1316

Test Report

Page 1 of 2


Report Number : Q240002aR241369
Job Number : R241369
Issue Date : 27/06/2024
Applicant Name : Acumen Environmental Engineering and Technologies Co, Ltd.
Applicant Address : Unit D, 12/F, Ford Glory Plaza, No.37-39 Wing Hong Street,
Cheung Sha Wan, Kowloon, Hong Kong
Project Name : CJO-3113-1314
Test Required : Total Suspended Solids (TSS)
Sampling Date : 17/06/2024
Date Samples Received : 17/06/2024
Sample Nature : Water
Number of Samples Received : 5
Condition Received : Sample(s) arrived laboratory in chilled condition
Type of Container : HDPE Plastic Bottles
Laboratory ID : R241369/1-5
Test Period : 17/06/2024 – 18/06/2024
Method Used : In-house Method, QPL-15e for Total Suspended Solids

Test Result : Refer to the results on page 2

For and on behalf of

Acumen Laboratory and Testing Limited

Authorized Signature :



Hui Wai Fung, Huntington
Laboratory Manager
Chemical and Microbiological Division

Acumen Laboratory and Testing Limited

Flat/Rm D, 12/F, Ford Glory Plaza, Nos. 37-39 Wing Hong Street, Cheung Sha Wan, Kowloon, Hong Kong
Tel: (852) 2333 6823 Fax: (852) 2333 1316

Test Report

Page 2 of 2

Report Number : Q240002aR241369

Job Number : R241369

Issue Date : 27/06/2024

Test Result:

Lab ID	Sampling Date	Client Sample ID	Total Suspended Solids (TSS), mg/L
R241369/1	17/06/2024	C1	2.3
R241369/2	17/06/2024	C2	2.0
R241369/3	17/06/2024	M1	3.0
R241369/4	17/06/2024	M2	<1
R241369/5	17/06/2024	M3	<1

Note:

1. mg/L indicates milligram per liter
2. < indicates less than.
3. Reporting limit is 2.5mg/L for 1L sample
4. Reporting limit is 1 mg/L for 2.5L sample
5. Applicant name, applicant address, project name, sampling date, sample ID and sample nature are provided by applicant.
6. The result(s) relate only to the item(s) tested.
7. The result(s) are applied only to the sample(s) received.

End of Report



Acumen Laboratory and Testing Limited

Flat/Rm D, 12/F, Ford Glory Plaza, Nos. 37-39 Wing Hong Street, Cheung Sha Wan, Kowloon, Hong Kong
Tel: (852) 2333 6823 Fax: (852) 2333 1316

Test Report

Page 1 of 2

Report Number : Q240002aR241370
Job Number : R241370
Issue Date : 27/06/2024
Applicant Name : Acumen Environmental Engineering and Technologies Co, Ltd.
Applicant Address : Unit D, 12/F, Ford Glory Plaza, No.37-39 Wing Hong Street,
Cheung Sha Wan, Kowloon, Hong Kong
Project Name : CJO-3113-1315
Test Required : Total Suspended Solids (TSS)
Sampling Date : 19/06/2024
Date Samples Received : 19/06/2024
Sample Nature : Water
Number of Samples Received : 5
Condition Received : Sample(s) arrived laboratory in chilled condition
Type of Container : HDPE Plastic Bottles
Laboratory ID : R241370/1-5
Test Period : 19/06/2024 – 20/06/2024
Method Used : In-house Method, QPL-15e for Total Suspended Solids

Test Result : Refer to the results on page 2

For and on behalf of

Acumen Laboratory and Testing Limited

Authorized Signature :

Hui Wai Fung, Huntington

Laboratory Manager

Chemical and Microbiological Division

Acumen Laboratory and Testing Limited

Flat/Rm D, 12/F, Ford Glory Plaza, Nos. 37-39 Wing Hong Street, Cheung Sha Wan, Kowloon, Hong Kong
Tel: (852) 2333 6823 Fax: (852) 2333 1316

Test Report

Page 2 of 2

Report Number : Q240002aR241370
Job Number : R241370
Issue Date : 27/06/2024

Test Result:

Lab ID	Sampling Date	Client Sample ID	Total Suspended Solids (TSS), mg/L
R241370/1	19/06/2024	C1	1.2
R241370/2	19/06/2024	C2	2.1
R241370/3	19/06/2024	M1	2.1
R241370/4	19/06/2024	M2	<1
R241370/5	19/06/2024	M3	<1

Note:

1. mg/L indicates milligram per liter
2. < indicates less than.
3. Reporting limit is 2.5mg/L for 1L sample
4. Reporting limit is 1 mg/L for 2.5L sample
5. Applicant name, applicant address, project name, sampling date, sample ID and sample nature are provided by applicant.
6. The result(s) relate only to the item(s) tested.
7. The result(s) are applied only to the sample(s) received.

End of Report

Acumen Laboratory and Testing Limited

Flat/Rm D, 12/F, Ford Glory Plaza, Nos. 37-39 Wing Hong Street, Cheung Sha Wan, Kowloon, Hong Kong
Tel: (852) 2333 6823 Fax: (852) 2333 1316

Test Report

Page 1 of 2

Report Number : Q240002aR241439
Job Number : R241439
Issue Date : 05/07/2024
Applicant Name : Acumen Environmental Engineering and Technologies Co, Ltd.
Applicant Address : Unit D, 12/F, Ford Glory Plaza, No. 37-39 Wing Hong Street,
Cheung Sha Wan, Kowloon, Hong Kong
Project Name : CJO-3113-1316
Test Required : Total Suspended Solids (TSS)
Sampling Date : 21/06/2024
Date Samples Received : 21/06/2024
Sample Nature : Water
Number of Samples Received : 5
Condition Received : Sample(s) arrived laboratory in chilled condition
Type of Container : HDPE Plastic Bottles
Laboratory ID : R241439/1-5
Test Period : 21/06/2024 – 22/06/2024
Method Used : In-house method, QPL-15e for Total Suspended Solids

Test Result : Refer to the results on page 2

For and on behalf of

Acumen Laboratory and Testing Limited

Authorized Signature :



Hui Wai Fung, Huntington

Laboratory Manager

Chemical and Microbiological Division

Acumen Laboratory and Testing Limited

Flat/Rm D, 12/F, Ford Glory Plaza, Nos. 37-39 Wing Hong Street, Cheung Sha Wan, Kowloon, Hong Kong
Tel: (852) 2333 6823 Fax: (852) 2333 1316

Test Report

Page 2 of 2

Report Number : Q240002aR241439
Job Number : R241439
Issue Date : 05/07/2024

Test Result:

Lab ID	Sampling Date	Client Sample ID	Total Suspended Solids (TSS), mg/L
R241439/1	21/06/2024	C1	2.2
R241439/2	21/06/2024	C2	1.2
R241439/3	21/06/2024	M1	2.8
R241439/4	21/06/2024	M2	3.1
R241439/5	21/06/2024	M3	<1

Note:

1. mg/L indicates milligram per liter
2. < indicates less than.
3. Reporting limit is 2.5mg/L for 1L sample
4. Reporting limit is 1 mg/L for 2.5L sample
5. Applicant name, applicant address, project name, sampling date, sample ID and sample nature are provided by applicant.
6. The result(s) relate only to the item(s) tested.
7. The result(s) are applied only to the sample(s) received.

End of Report



Acumen Laboratory and Testing Limited

Flat/Rm D, 12/F, Ford Glory Plaza, Nos. 37-39 Wing Hong Street, Cheung Sha Wan, Kowloon, Hong Kong
Tel: (852) 2333 6823 Fax: (852) 2333 1316

Test Report

Page 1 of 2


Report Number : Q240002aR241440
Job Number : R241440
Issue Date : 05/07/2024
Applicant Name : Acumen Environmental Engineering and Technologies Co, Ltd.
Applicant Address : Unit D, 12/F, Ford Glory Plaza, No.37-39 Wing Hong Street,
Cheung Sha Wan, Kowloon, Hong Kong
Project Name : CJO-3113-1317
Test Required : Total Suspended Solids (TSS)
Sampling Date : 24/06/2024
Date Samples Received : 24/06/2024
Sample Nature : Water
Number of Samples Received : 5
Condition Received : Sample(s) arrived laboratory in chilled condition
Type of Container : HDPE Plastic Bottles
Laboratory ID : R241440/1-5
Test Period : 24/06/2024 – 25/06/2024
Method Used : In-house Method, QPL-15e for Total Suspended Solids

Test Result : Refer to the results on page 2

For and on behalf of

Acumen Laboratory and Testing Limited

Authorized Signature :



Hui Wai Fung, Huntington
Laboratory Manager
Chemical and Microbiological Division



Acumen Laboratory and Testing Limited

Flat/Rm D, 12/F, Ford Glory Plaza, Nos. 37-39 Wing Hong Street, Cheung Sha Wan, Kowloon, Hong Kong
Tel: (852) 2333 6823 Fax: (852) 2333 1316

Test Report

Page 2 of 2

Report Number : Q240002aR241440

Job Number : R241440

Issue Date : 05/07/2024

Test Result:

Lab ID	Sampling Date	Client Sample ID	Total Suspended Solids (TSS), mg/L
R241440/1	24/06/2024	C1	1.7
R241440/2	24/06/2024	C2	1.6
R241440/3	24/06/2024	M1	2.6
R241440/4	24/06/2024	M2	<1
R241440/5	24/06/2024	M3	<1

Note:

1. mg/L indicates milligram per liter
2. < indicates less than.
3. Reporting limit is 2.5mg/L for 1L sample
4. Reporting limit is 1 mg/L for 2.5L sample
5. Applicant name, applicant address, project name, sampling date, sample ID and sample nature are provided by applicant.
6. The result(s) relate only to the item(s) tested.
7. The result(s) are applied only to the sample(s) received.

End of Report

Hong Kong Accreditation Service (HKAS) has accredited Acumen Laboratory and Testing Limited (Reg. No. HOKLAS 241 - TEST) under the Hong Kong Laboratory Accreditation Scheme (HOKLAS) for specific laboratory activities as listed in the HOKLAS directory of accredited laboratories. This report is issued subject to Acumen Laboratory and Testing Limited standard TERMS AND CONDITIONS, and shall not be reproduced except in full or with written approval by Acumen Laboratory and Testing Limited.

Acumen Laboratory and Testing Limited | Flat/Rm D, 12/F, Ford Glory Plaza, Nos. 37-39 Wing Hong Street, Cheung Sha Wan, Kowloon, Hong Kong
Tel: (852) 2333 6823 | Fax: (852) 2333 1316 | Email: AcumenLAB@aurecongroup.com



Acumen Laboratory and Testing Limited

Flat/Rm D, 12/F, Ford Glory Plaza, Nos. 37-39 Wing Hong Street, Cheung Sha Wan, Kowloon, Hong Kong
Tel: (852) 2333 6823 Fax: (852) 2333 1316

Test Report

Page 1 of 2


Report Number : Q240002aR241453
Job Number : R241453
Issue Date : 08/07/2024
Applicant Name : Acumen Environmental Engineering and Technologies Co, Ltd.
Applicant Address : Unit D, 12/F, Ford Glory Plaza, No.37-39 Wing Hong Street,
Cheung Sha Wan, Kowloon, Hong Kong
Project Name : CJO-3113-1318
Test Required : Total Suspended Solids (TSS)
Sampling Date : 26/06/2024
Date Samples Received : 26/06/2024
Sample Nature : Water
Number of Samples Received : 5
Condition Received : Sample(s) arrived laboratory in chilled condition
Type of Container : HDPE Plastic Bottles
Laboratory ID : R241453/1-5
Test Period : 26/06/2024 – 27/06/2024
Method Used : In-house Method, QPL-15e for Total Suspended Solids

Test Result : Refer to the results on page 2

For and on behalf of

Acumen Laboratory and Testing Limited

Authorized Signature :



Hui Wai Fung, Huntington

Laboratory Manager

Chemical and Microbiological Division

Hong Kong Accreditation Service (HKAS) has accredited Acumen Laboratory and Testing Limited (Reg. No. HOKLAS 241 - TEST) under the Hong Kong Laboratory Accreditation Scheme (HOKLAS) for specific laboratory activities as listed in the HOKLAS directory of accredited laboratories. This report is issued subject to Acumen Laboratory and Testing Limited standard TERMS AND CONDITIONS, and shall not be reproduced except in full or with written approval by Acumen Laboratory and Testing Limited.

Acumen Laboratory and Testing Limited | Flat/Rm D, 12/F, Ford Glory Plaza, Nos. 37-39 Wing Hong Street, Cheung Sha Wan, Kowloon, Hong Kong
Tel: (852) 2333 6823 | Fax: (852) 2333 1316 | Email: AcumenLAB@aurecongroup.com



Acumen Laboratory and Testing Limited

Flat/Rm D, 12/F, Ford Glory Plaza, Nos. 37-39 Wing Hong Street, Cheung Sha Wan, Kowloon, Hong Kong
Tel: (852) 2333 6823 Fax: (852) 2333 1316

Test Report

Page 2 of 2

Report Number : Q240002aR241453
Job Number : R241453
Issue Date : 08/07/2024

Test Result:

Lab ID	Sampling Date	Client Sample ID	Total Suspended Solids (TSS), mg/L
R241453/1	26/06/2024	C1	1.9
R241453/2	26/06/2024	C2	<1
R241453/3	26/06/2024	M1	2.1
R241453/4	26/06/2024	M2	<1
R241453/5	26/06/2024	M3	<1

Note:

1. mg/L indicates milligram per liter
2. < indicates less than.
3. Reporting limit is 2.5mg/L for 1L sample
4. Reporting limit is 1 mg/L for 2.5L sample
5. Applicant name, applicant address, project name, sampling date, sample ID and sample nature are provided by applicant.
6. The result(s) relate only to the item(s) tested.
7. The result(s) are applied only to the sample(s) received.

End of Report



Acumen Laboratory and Testing Limited

Flat/Rm D, 12/F, Ford Glory Plaza, Nos. 37-39 Wing Hong Street, Cheung Sha Wan, Kowloon, Hong Kong
Tel: (852) 2333 6823 Fax: (852) 2333 1316

Test Report

Page 1 of 2

Report Number : Q240002aR241479
Job Number : R241479
Issue Date : 11/07/2024
Applicant Name : Acumen Environmental Engineering and Technologies Co, Ltd.
Applicant Address : Unit D, 12/F, Ford Glory Plaza, No. 37-39 Wing Hong Street,
Cheung Sha Wan, Kowloon, Hong Kong
Project Name : CJO-3113-1319
Test Required : Total Suspended Solids (TSS)
Sampling Date : 28/06/2024
Date Samples Received : 28/06/2024
Sample Nature : Water
Number of Samples Received : 5
Condition Received : Sample(s) arrived laboratory in chilled condition
Type of Container : HDPE Plastic Bottles
Laboratory ID : R241478/1-5
Test Period : 28/06/2024 – 29/06/2024
Method Used : In-house method, QPL-15e for Total Suspended Solids

Test Result : Refer to the results on page 2

For and on behalf of

Acumen Laboratory and Testing Limited

Authorized Signature :

Hui Wai Fung, Huntington

Laboratory Manager

Chemical and Microbiological Division

Acumen Laboratory and Testing Limited

Flat/Rm D, 12/F, Ford Glory Plaza, Nos. 37-39 Wing Hong Street, Cheung Sha Wan, Kowloon, Hong Kong
Tel: (852) 2333 6823 Fax: (852) 2333 1316

Test Report

Page 2 of 2

Report Number : Q240002aR241479
Job Number : R241479
Issue Date : 11/07/2024

Test Result:

Lab ID	Sampling Date	Client Sample ID	Total Suspended Solids (TSS), mg/L
R241478/1	28/06/2024	C1	1.6
R241478/2	28/06/2024	C2	1.8
R241478/3	28/06/2024	M1	1.7
R241478/4	28/06/2024	M2	2.8
R241478/5	28/06/2024	M3	<1

Note:

1. mg/L indicates milligram per liter
2. < indicates less than.
3. Reporting limit is 2.5mg/L for 1L sample
4. Reporting limit is 1 mg/L for 2.5L sample
5. Applicant name, applicant address, project name, sampling date, sample ID and sample nature are provided by applicant.
6. The result(s) relate only to the item(s) tested.
7. The result(s) are applied only to the sample(s) received.

End of Report

Date	Time	Weather	Location	Co-ordinates		Water Depth m	Sample Depth m	Temp. °C		DO con. mg/L		Turbidity NTU		pH unit		SS mg/L
				East	North											
3/6/2024	9:37	cloudy	C1	835110	824716	0.04	0.02	16.36	16.41	12.29	11.3	0.9	0.94	7.54	7.52	1.6
	10:02	cloudy	C2	835403	824470	0.02	0.01	17.76	17.84	10.15	10.05	0.77	0.78	6.77	6.75	<1
	N/A	cloudy	C3	835642	824386	N/A	N/A	N/A	N/A	N/A	N/A	N/A	N/A	N/A	N/A	N/A
	9:42	cloudy	M1	835215	824827	0.8	0.4	16.68	16.72	14.68	13.97	1.32	1.43	7.67	7.64	1.7
	9:57	cloudy	M2	835536	824775	0.05	0.025	18.57	18.56	13.83	14.36	1	1.08	7.51	7.51	<1
	9:59	cloudy	M3	835501	824648	0.02	0.01	18.53	18.56	12.81	12.71	0.64	0.61	7.5	7.5	<1
5/6/2024	9:45	cloudy	C1	835110	824716	0.04	0.02	18.88	18.88	10.89	10.82	0.45	0.41	7.66	7.64	1.3
	10:10	cloudy	C2	835403	824470	0.02	0.01	19.55	19.62	10.81	10.91	0	0	7.61	7.63	4.6
	N/A	cloudy	C3	835642	824386	N/A	N/A	N/A	N/A	N/A	N/A	N/A	N/A	N/A	N/A	N/A
	9:50	cloudy	M1	835215	824827	0.8	0.4	18.96	18.96	13.19	13.8	1.17	1.26	7.77	7.75	2.0
	10:05	cloudy	M2	835536	824775	0.05	0.025	19.99	20.02	11.99	11.04	0.59	0.52	7.69	7.69	<1
	10:07	cloudy	M3	835501	824648	0.02	0.01	19.89	19.89	10.45	10.81	0	0	7.66	7.66	<1
7/6/2024	9:31	cloudy	C1	835110	824716	0.04	0.02	15.77	15.82	12.06	11.79	0	0	7.8	7.78	1.1
	9:56	cloudy	C2	835403	824470	0.02	0.01	17.58	17.61	10.76	10.23	0	0	7.78	7.8	<1
	N/A	cloudy	C3	835642	824386	N/A	N/A	N/A	N/A	N/A	N/A	N/A	N/A	N/A	N/A	N/A
	9:36	cloudy	M1	835215	824827	0.8	0.4	18.89	18.88	14.32	14.12	1.55	1.48	7.89	7.89	1.8
	9:51	cloudy	M2	835536	824775	0.05	0.025	18.46	18.5	13.68	13.64	2.13	2.13	7.89	7.9	<1
	9:53	cloudy	M3	835501	824648	0.02	0.01	18.17	18.17	12.93	12.48	0	0	7.85	7.86	<1
11/6/2024	9:45	Fine	C1	835110	824716	0.04	0.02	19.37	19.39	11.93	12.66	0.22	0.28	7.76	7.72	<1
	10:10	Fine	C2	835403	824470	0.02	0.01	17.89	17.89	10.23	10.94	0.61	0.65	7.62	7.62	<1
	N/A	Fine	C3	835642	824386	N/A	N/A	N/A	N/A	N/A	N/A	N/A	N/A	N/A	N/A	N/A
	9:50	Fine	M1	835215	824827	0.8	0.4	19.14	19.15	14.53	14.17	0.73	0.67	7.95	7.9	2.0
	10:05	Fine	M2	835536	824775	0.05	0.025	18.44	18.42	12.86	12.69	0.99	0.96	7.67	7.67	<1
	10:07	Fine	M3	835501	824648	0.02	0.01	19.25	19.24	13.14	13.86	0	0	7.66	7.66	7.1
13/6/2024	13:07	Fine	C1	835110	824716	0.04	0.02	17.35	17.35	12.33	13.14	1.29	1.22	7.57	7.55	1.9
	13:32	Fine	C2	835403	824470	0.02	0.01	18.2	18.21	10.36	10.51	0	0	7.45	7.46	<1
	N/A	Fine	C3	835642	824386	N/A	N/A	N/A	N/A	N/A	N/A	N/A	N/A	N/A	N/A	N/A
	13:12	Fine	M1	835215	824827	0.8	0.4	17.99	18	12.95	12.67	1.7	1.77	7.68	7.65	2.4
	13:27	Fine	M2	835536	824775	0.05	0.025	19.2	19.21	12.21	12.62	0	0	7.66	7.66	<1
	13:29	Fine	M3	835501	824648	0.02	0.01	19.04	19.11	13.07	13.4	0	0	7.53	7.58	<1
15/6/2024	9:47	cloudy	C1	835110	824716	0.04	0.02	19.65	19.66	13.83	13.87	0.43	0.43	7.85	7.88	<1
	10:12	cloudy	C2	835403	824470	0.02	0.01	18.27	18.28	10.69	10.38	0	0	8.03	8.03	<1
	N/A	cloudy	C3	835642	824386	N/A	N/A	N/A	N/A	N/A	N/A	N/A	N/A	N/A	N/A	N/A
	9:52	cloudy	M1	835215	824827	0.8	0.4	19.48	19.53	13.93	13.58	1.49	1.5	8.14	8.12	<1
	10:07	cloudy	M2	835536	824775	0.05	0.025	16.45	16.5	13.15	13.36	0	0	7.98	7.98	<1
	10:09	cloudy	M3	835501	824648	0.02	0.01	18.39	18.4	13.12	13.37	0	0	8.01	8.01	<1
17/6/2024	13:00	Fine	C1	835110	824716	0.04	0.02	16.9	16.99	12.04	12.05	0.35	0.41	7.53	7.51	2.3
	13:25	Fine	C2	835403	824470	0.02	0.01	18.4	18.42	10.98	10.48	0	0	7.55	7.55	2.0
	N/A	Fine	C3	835642	824386	N/A	N/A	N/A	N/A	N/A	N/A	N/A	N/A	N/A	N/A	N/A
	13:05	Fine	M1	835215	824827	0.8	0.4	19.86	19.86	14.41	14.68	1.27	1.34	7.76	7.72	3.0
	13:20	Fine	M2	835536	824775	0.05	0.025	19.49	19.5	13.32	13.25	0	0	7.76	7.77	<1
	13:22	Fine	M3	835501	824648	0.02	0.01	18.95	18.97	12.65	12.3	0	0	7.66	7.66	<1

19/6/2024	9:39	Fine	C1	835110	824716	0.04	0.02	17.94	18	12.24	11.54	0.62	0.57	7.82	7.79	1.2
	10:04	Fine	C2	835403	824470	0.02	0.01	18.49	18.49	10.2	10.97	0	0	7.81	7.83	2.1
	N/A	Fine	C3	835642	824386	N/A	N/A	N/A	N/A	N/A	N/A	N/A	N/A	N/A	N/A	N/A
	9:44	Fine	M1	835215	824827	0.8	0.4	19.66	19.66	14.88	14.02	1.22	1.25	7.92	7.89	2.1
	9:59	Fine	M2	835536	824775	0.05	0.025	19.33	19.3	12.05	12.8	0	0	7.93	7.9	<1
	10:01	Fine	M3	835501	824648	0.02	0.01	19.21	19.22	12.75	13.74	0	0	7.87	7.89	<1
21/6/2024	12:02	Fine	C1	835110	824716	0.04	0.02	17.9	17.9	10.15	10.64	0	0	7.1	7.03	2.2
	12:19	Fine	C2	835403	824470	0.02	0.01	17.85	17.86	10.66	11.23	0	0	7.82	7.84	1.2
	N/A	Fine	C3	835642	824386	N/A	N/A	N/A	N/A	N/A	N/A	N/A	N/A	N/A	N/A	N/A
	11:21	Fine	M1	835215	824827	0.8	0.4	17.18	17.19	10.27	10.96	0	0	7.22	7.19	2.8
	10:30	Fine	M2	835536	824775	0.05	0.025	17.66	17.68	10.33	10.2	0	0	7.02	7.05	3.1
	10:43	Fine	M3	835501	824648	0.02	0.01	17.36	17.39	10.51	10.12	0	0	7.01	7.08	<1
24/6/2024	9:55	Fine	C1	835110	824716	0.04	0.02	17.14	17.21	10.39	11.28	0.21	0.21	7.75	7.72	1.7
	10:20	Fine	C2	835403	824470	0.02	0.01	22.69	22.89	10.7	10.44	0	0	7.63	7.64	1.6
	N/A	Fine	C3	835642	824386	N/A	N/A	N/A	N/A	N/A	N/A	N/A	N/A	N/A	N/A	N/A
	10:00	Fine	M1	835215	824827	0.8	0.4	19.75	19.77	13.17	13.83	0.82	0.86	8.03	7.92	2.6
	10:15	Fine	M2	835536	824775	0.05	0.025	23.82	23.86	11.63	11.67	0	0	7.75	7.76	<1
	10:17	Fine	M3	835501	824648	0.02	0.01	23.59	23.71	12.49	12.16	0	0	7.7	7.72	<1
26/6/2024	13:21	Sunny	C1	835110	824716	0.04	0.02	18.1	18.13	13.15	13.86	0.37	0.38	7.78	7.76	1.9
	13:46	Sunny	C2	835403	824470	0.02	0.01	18.04	18.06	10.12	10.31	0	0	7.77	7.78	<1
	N/A	Sunny	C3	835642	824386	N/A	N/A	N/A	N/A	N/A	N/A	N/A	N/A	N/A	N/A	N/A
	13:26	Sunny	M1	835215	824827	0.8	0.4	18.7	18.72	14.94	14.47	0.91	0.86	7.92	7.89	2.1
	13:41	Sunny	M2	835536	824775	0.05	0.025	19.92	20	13.34	13.36	0	0	7.86	7.86	<1
	13:43	Sunny	M3	835501	824648	0.02	0.01	19.17	19.19	12.14	11.91	0	0	7.79	7.79	<1
28/6/2024	12:15	Sunny	C1	835110	824716	0.04	0.02	18.84	18.87	10.62	10.59	0.44	0.42	7.72	7.68	1.6
	12:40	Sunny	C2	835403	824470	0.02	0.01	19.63	19.66	10.58	10.54	0.62	0.64	7.69	7.73	1.8
	N/A	Sunny	C3	835642	824386	N/A	N/A	N/A	N/A	N/A	N/A	N/A	N/A	N/A	N/A	N/A
	12:21	Sunny	M1	835215	824827	0.8	0.4	19.77	19.75	13.56	13.59	0.73	0.7	7.8	7.82	1.7
	12:30	Sunny	M2	835536	824775	0.05	0.025	19.62	19.65	11.98	12.02	0.64	0.66	7.83	7.86	2.8
	12:35	Sunny	M3	835501	824648	0.02	0.01	19.44	19.4	10.89	10.86	0.24	0.21	7.78	7.82	<1

Remark 1: Values that are <1 is assumed to be 1 during calculation.

Remark 2: Underlined values indicated exceedance of limit level.

Remark 3: Bold values indicated exceedance of action level.

There was 0 exceedance of Action Level and 1 exceedance of Limit Level

Appendix S

Impact Monitoring report for Ecology

Post-Transplantation Monitoring Report

for Agreement No. CE 13/2009 (WS)

IN-SITU REPROVISIONING OF SHA TIN WATER TREATMENT WORKS – SOUTH WORKS

Report No. 118
June 2024

TABLE OF CONTENTS

1. INTRODUCTION	2
2. DESCRIPTION OF TREE MONITORING SITE	3
3. MONITORING METHODOLOGY	3
4. RESULT	4
5. MITIGATION MEASURE	4
6. SUMMARY	8

ANNEXES

ANNEX I- Photos.....	10
ANNEX II- Table for condition of transplanted plant.....	17

1. INTRODUCTION

- 1.1 Pursuant to the Environmental Impact Assessment (EIA) Ordinance, the Director of Environmental Protection (DEP) granted the Environmental Permit (No. EP- 494/2015) to the Water Supplies Department (WSD) to construct and operate the designated project for “In-situ Reprovisioning of Sha Tin Water Treatment Works - South Works” (“The Project”).
- 1.2 Upon the requirement of the Environmental Permit, a detailed vegetation report presenting the baseline vegetation condition for flora species with conservation interest, transplanting and monitoring programme for the Project has been prepared and approved by DEP in February 2016.
- 1.3 There were 4 flora species of conservation importance were recorded in the woodland habitat within project site including Ailanthus (*Ailanthus fordii*), Incense Tree (*Aquilaria sinensis*), Lamb of Tartary (*Cibotium barometz*) and Hong Kong Eagle’s Claw (*Artabotrys hongkongensis*). In total, 2 nos. of Incense Tree (*Aquilaria sinensis*), 1 no. of Ailanthus (*Ailanthus fordii*) tree, 5 colonies of Lamb of Tartary (*Cibotium barometz*) and 1 no. Hong Kong Eagle’s Claw (*Artabotrys hongkongensis*) were recommended to be transplanted in the approved detailed vegetation survey report.
- 1.4 As planned in the detailed vegetation report, Incense Tree (*Aquilaria sinensis*) and Ailanthus (*Ailanthus fordii*) trees would be transplanted within existing Sha Tin Water Treatment Works (STWTW). All other shrubs including Lamb of Tartary (*Cibotium barometz*) and Hong Kong Eagle’s Claw (*Artabotrys hongkongensis*) would be transplanted to the hillside slope at Sha Tin South Fresh Water Service Reservoir (STSFWSR).
- 1.2 Upon the requirement of the Environmental Permit, a qualified Ecologist was commissioned to prepare a post-transplantation monitoring report to present the status (health condition and survival rate) of transplanted vegetation and submitted to the DEP.
- 1.3 Monitoring of transplanted flora was conducted after the transplantation. The monitoring will be conducted at twice per month during the first year and once per month during the course of planting works. The parameters to be monitoring will include the health condition and survival rate of the transplanted flora. Any observations and recommendations will be reported in monthly EM&A reports.
- 1.3 This Tree Report presents survey findings on 17 June 2024. It contains the following information:
 - Introduction (Section 1);
 - Description of Tree Monitoring Area (Section 2);
 - Monitoring Methodology (Section 3);
 - Result (Section 4);
 - Mitigation Measures (Section 5);
 - Summary (Section 6);
 - Photos (Annex I);
 - Summary table (Annex II); and
 - Typhoon information (Annex III).

2. DESCRIPTION OF TREE MONITORING SITE

- 2.1 Incense Tree (*Aquilaria sinensis*) and Ailanthus (*Ailanthus fordii*) tree were transplanted to the extended compensatory plantation area within existing Sha Tin Water Treatment Works (STWTW). The area was flat and without covering with concrete.
- 2.2 Lamb of Tartary (*Cibotium barometz*) will be transplanted to the Sha Tin South Fresh Water Service Reservoir (STSFWSR). Ploughing is required before planting on to this open corner of short grassland.

2.3 Other compensatory trees have been planted at STWTW and STSFWSR.

3. MONITORING METHODOLOGY

3.1 Site inspection was carried out by walking through the transplanting area. Health condition and survival rate were observed during inspection.

3.4 Health condition of all transplanted vegetation including trees/shrubs surveyed was evaluated according to the following criteria:

- Transplanted vegetation with good health is classified as **good**;
- Transplanted vegetation with few or no visible defects or health problems is classified as being **fair**; and
- Transplanted vegetation that was badly damaged or clearly suffering from decay die back or the effects of very heavy vine growth is classified as **poor**.

3.5 Survival rate for each of transplanted vegetation species will be calculated based on site observation.

4. RESULT

4.1 The monthly monitoring inspection was conducted on 17 June 2024.

4.2 Three trees TA572, TA326 and TA327 were transplanted to tree compensation area within the Sha Tin Water Treatment Works (STWTW) on 20 June 2016.

4.3 The condition of TA572 was observed in fair health despite in poor form due to the damage of the two main trunks. TA327 was in fair condition. The already dead tree TA326 collapsed due to big hit by the Signal No.10 typhoon Mangkhut on 16 September 2018. Tree guying cables have been installed to provide external support to the remaining two transplanted trees.

4.4 The joint site meeting with our ecologist, Project Manager, Contractor and Landscape Contractor on 20 October 2020 revealed that the designated recipient site at STSFWSR was under excessive exposure of direct sunlight, strong winds, far from riparian zone/ moist valley and low in soil moisture. This was not a favourable microhabitat for *Cibotium barometz* to be transplanted back. Two best portions within this recipient site would be a corner with shading canopy from trees on a man-made feature nearby; as well as understory zone of an existing tree. Mitigation measures are proposed in Section 5 to enhance a sustainable survival of *Cibotium barometz* during the post-transplantation stage.

4.5 All 27 nos. of *Cibotium barometz* transplanted from the nursery at Shui Mei Tsuen, Kam Tin were generally in fair condition at their current location at STSFWSR.

4.6 The two robust protection zones for the two patches of *Cibotium barometz* was damaged by unknown persons. One of them was taken out as a whole, while metal rods of another was removed/

stolen. Site staff has replaced the lost metal rods with wooden rod temporarily and a warning sign has been placed. Both protection zones are pending repaired.

- 4.7 The Hong Kong Eagle's Claw (*Artabotrys hongkongensis*) was observed dead during inspection on 20 August 2016.
- 4.8 The transplantation of the 27 nos. of *Cibotium barometz* and the compensatory planting of TA326 and the climber *Artabotrys hongkongensis* have been conducted as detailed in Section 5.
- 4.9 Rapid recolonization/ invasion of weeds/ exotic species/ climbers on the transplanted trees has been completed during this monitoring, while weeding and removal of invasive *Leucaena leucocephala* (銀合歡) is still pending. Weeding within the two protection zones of *Cibotium barometz* at Portion E of STSFWSR shall only be conducted by hand-held tools rather than grass cutting machine. No fire/ chemical weeding shall be allowed.

5. MITIGATION MEASURE

- 5.1 In order to compensate for the loss of the transplanted *Artabotrys hongkongensis* which is in climber growing form, it is recommended to plant an individual of native climber species at the compensatory planting site together with compensatory tree planting. Recommended list of species is given in the Table 1 below. It is suggested that about 1 species of climber to be selected from the following list according to availability of the nursery source. The recommended plant species have been recorded from adjacent secondary woodland in an approved EIA Report (AEIAR-187/2015). These species would have certain ecological value in terms of plant ecology and the associated wildlife including birds.

Table 1. Table for Recommended native climber species list to be planted

Common Name	Latin Name	Chinese Name	Growing Form
Climbing Bauhinia	<i>Bauhinia glauca</i>	粉葉羊蹄甲	Climber
Spiny-fruited Vine	<i>Byttneria aspera</i>	刺果藤	Climber
Bentham's Rose-wood	<i>Dalbergia benthamii</i>	兩廣黃檀	Climber
Desmos	<i>Desmos chinensis</i>	假鷹爪	Climber
Glaucous Diploclisia	<i>Diploclisia glaucescens</i>	蒼白秤鈎風	Climber
Luofushan Joint-fir	<i>Gnetum luofuense</i>	羅浮買麻藤	Climber
Australian Cow-plant	<i>Gymnema sylvestre</i>	匙羹藤	Climber
Shining Hypserpa	<i>Hypserpa nitida</i>	夜花藤	Climber
Large-flowered Honeysuckle	<i>Lonicera macrantha</i>	大花忍冬	Climber
Splash-of-white	<i>Mussaenda pubescens</i>	玉葉金花	Climber
Rusty-haired Raspberry	<i>Rubus reflexus</i>	鏽毛莓	Climber
Sandpaper Vine	<i>Tetracera asiatica</i>	錫葉藤	Climber
Hong Kong Eagle's Claw	<i>Artabotrys hongkongensis</i>	鷹爪花	Climber

- 5.2 *Desmos chinensis* has been finalized as the candidate. Two individuals were planted at Wall C in STWTW on 1 April 2021 (Annex I).
- 5.3 New small sprouts keep emerging from the two *Desmos chinensis* that have been reported dead previously. Construction materials was also found too close to the planter. An eye-catching protective fence shall be set up as a protection zone. No construction materials shall be placed near/ within the protection zone.
- 5.4 All 27 nos. Lamb of Tartary (*Cibotium barometz*) were transplanted successfully back to Portion E of STSFWSR on 23 April 2021 (Annex I). In order to enhance a sustainable survival during the post-transplantation stage, a shelter (such as 遮光網) has been installed to reduce intensity of direct sunlight received and avoid direct hit of rainstorm/ typhoon.
- 5.5 Transplanted *Cibotium barometz* shall be watered at least once in the morning and once in the afternoon; before irrigation spray head has been installed to facilitate watering frequency whenever necessary.
- 5.6 An eye-catching protective net has been set up to enclose the 27 nos. transplanted *Cibotium barometz* (in groups when planted together) to avoid disturbance/ damage from works activities and wild boars. Any collapsed shelter and fencing shall be rectified promptly. However, they have been damaged recently as mentioned in section 4.6.
- 5.7 Weeding within the two protection zones of *Cibotium barometz* shall only be conducted by hand-held tools rather than grass cutting machine. No fire/ chemical weeding shall be allowed.
- 5.8 The 27 nos. transplanted *Cibotium barometz* shall be maintained with proposed mitigated measures mentioned for 12 months for establishment. A 12-month post-transplantation monitoring period helps to assess their survival during the establishment period.
- 5.9 Any dead individuals/ those in poor condition before transplant back to STSFWSR or during the post-transplantation period shall be replaced by planting healthy individuals of *Cibotium barometz*. Other possible fern candidate such as *Brainea insignis*, which is more adaptive to more exposed habitat under direct sunlight, can be sourced for compensatory planting.
- 5.10 Root ball of TA572 and TA327 tree should be kept moisture especially during non-raining days.
- 5.11 The Incense Tree (*Aquilaria sinensis*) tagged as TA326 was observed dead during inspection on 10 August 2017. Its DBH was measured as 346mm. In accordance with the Tree Preservation,

Development Bureau Technical Circular (Works) No. 7/2015, the compensatory planting aimed to achieve the compensatory planting ratio of 1:1 in terms of aggregated DBH.

- 5.12 In total, 3 individual of native tree species with heavy standard size were planted with 2.5-3 meters (center to center) spacing at compensatory planting site. Recommended list of species was given in the Table 2 below. It was suggested that at least 1 tree species to be selected from the following list according to availability of the nursery source. The recommended plant species was recorded from adjacent secondary woodland in an approved EIA Report (AEIAR-187/2015). These species would have certain ecological value in terms of plant ecology and the associated wildlife including birds.

Table 2. Table for recommended native tree species list to be planted

Common Name	Latin Name	Chinese Name	Growing Form
Ivy Tree	<i>Schefflera heptaphylla</i>	鴨腳木	Tree
Levine’s Syzygium	<i>Syzygium levinei</i>	山蒲桃	Tree
Chekiang Machilus	<i>Machilus chekiangensis</i>	浙江潤楠	Tree
Aporusa	<i>Aporusa dioica</i>	銀柴	Tree
Mountain Tallow Tree	<i>Sapium discolor</i>	山烏柏	Tree
Fragrant Litsea	<i>Litsea cubeba</i>	山蒼樹	Tree
Chinese Apea Ear-ring	<i>Archidendron lucidum</i>	亮葉猴耳環	Tree
Chinese Hackberry	<i>Celtis sinensis</i>	朴樹	Tree
Turn-in-the-wind	<i>Mallotus paniculatus</i>	白楸	Tree
Acronychia	<i>Acronychia pedunculata</i>	降真香	Tree

- 5.13 Based on the Tree Survey Report, the following trees transplanted under Contract No. 3/WSD/15 were found dead. In accordance with GS 3.97 (3), replacement planting of TB0054, B0056, TB0101 and TC0138 was completed on 25 March 2021 (Annex I).
- 5.14 Two *Syzygium levinei* and one *Schefflera heptaphylla* were chosen from Table 2 as compensation for the loss of TA0326.
- 5.15 However, the two native *Syzygium levinei* (山蒲桃) were mis-planted by two exotic *Syzygium jambos* (蒲桃), of which both of their Chinese names and Scientific names are different by one word.
- 5.16 The two mis-planted *Syzygium jambos* were then replaced by another native tree species *Celtis sinensis* chosen from Table 2 due to market availability at that time. Replacement work was conducted on 31 May 2021.

● **Table 3. Summary table compensatory planting.**

Tree No.	Species	Compensatory/ Replacement Planting
TA0326	<i>Aquilaria sinensis</i> 土沉香	Compensated by 1 no. of <i>Schefflera heptaphylla</i> and 2 nos. of <i>Celtis sinensis</i>

- 5.17 With completion of compensatory planting for the loss of *Artabotrys hongkongensis* and TA0326 (*Aquilaria sinensis*), the survival of the replaced species has been monitored since then (i.e. 2 nos. of *Desmos chinensis*; 1 no. of *Schefflera heptaphylla* and 2 nos. of *Celtis sinensis*).
- 5.18 Survival of the 27 nos. of Lamb of Tartary (*Cibotium barometz*) transplanted back to STSFWSR has also been monitored too. No more individual was stored at the nursery.
- 5.19 Health condition and survival rate are shown in Annex II.

6. SUMMARY

- 6.1 The condition of TA572 was observed in fair health despite in poor form. TA327 was in fair condition; while already dead TA326 collapsed under Signal No. 10 typhoon Mangkhut in September 2018. Tree guying cables have been installed to provide external support to the two remaining transplanted trees. Weeding has been completed in this area.
- 6.2 Compensatory planting of TA326 has been completed on 25 March 2020 by planting two *Syzygium levinei* and one *Schefflera heptaphylla*. However, the two native *Syzygium levinei* were mis-planted by two exotic *Syzygium jambos*, which have been replaced by another native tree species *Celtis sinensis* on 31 May 2021. Weeding has been completed in this area.
- 6.3 *Desmos chinensis* has been finalized as the candidate to compensate for the loss of *Artabotrys hongkongensis*. Two individuals were planted at Wall C in STWTW on 1 April 2021.
- 6.4 New small sprouts keep emerging from the two *Desmos chinensis* that have been reported dead previously. Construction materials was also found too close to the planter. An eye-catching protective fence shall be set up as a protection zone. No construction materials shall be placed near/ within the protection zone.
- 6.5 In order to enhance a sustainable survival during the post-transplantation stage, a shelter (such as 遮光網) has been installed to reduce intensity of direct sunlight received and avoid direct hit of rainstorm/ typhoon to the 27 nos. of transplanted *Cibotium barometz* at Portion E of STSFWSR.
- 6.6 Weeding by hand held tools within protection zone of *Cibotium barometz* is urgently needed.
- 6.7 Root ball of TA572 and TA327 tree should be kept moisture especially during dry and non-raining day.
- 6.8 Signs of ploughed soil by wild boar(s) at the two groups of transplanted *Cibotium barometz* were reported in previous monitoring. A robust fencing was recently installed to protect the group of *Cibotium barometz* from further damage caused by wild boars. However, the protection zones were damaged by unknown persons recently. They should be repaired and secured as soon as possible. Surveillance cameras has been installed for any suspicious persons.
- 6.9 Given that leftover/ garbage was observed nearby, illegal feeding of wild pigs or other wild animals was also suspected to occur. Warning signs of illegal feeding and plant protection zone may be put along the receptor site to remind the hikers. Reporting the case to the relevant government department, i.e. AFCD, is suggested to prevent further aggregation of wild boars in the area.

ANNEX I

Photo



Photo 1. Protection zone of the first batch of *Cibotium barometz* have been taken out. Weeds and the invasive *Leucaena leucocephala* (銀合歡) shall be removed including the roots and seeds and packed properly during clearance.



Photo 2. Metal rods of protective fence for another patch of *Cibotium barometz* has been taken out. Wooden stand has been used temporarily.



Photo 3. *Cibotium barometz* in good condition



Photo 4. Warning sign for the damaged protection zone.



Photo 5 & 6. Weeds and climbers were observed occupying growing space of *Cibotium barometz* at the second patch (in red), which may deplete their health/ growth condition.

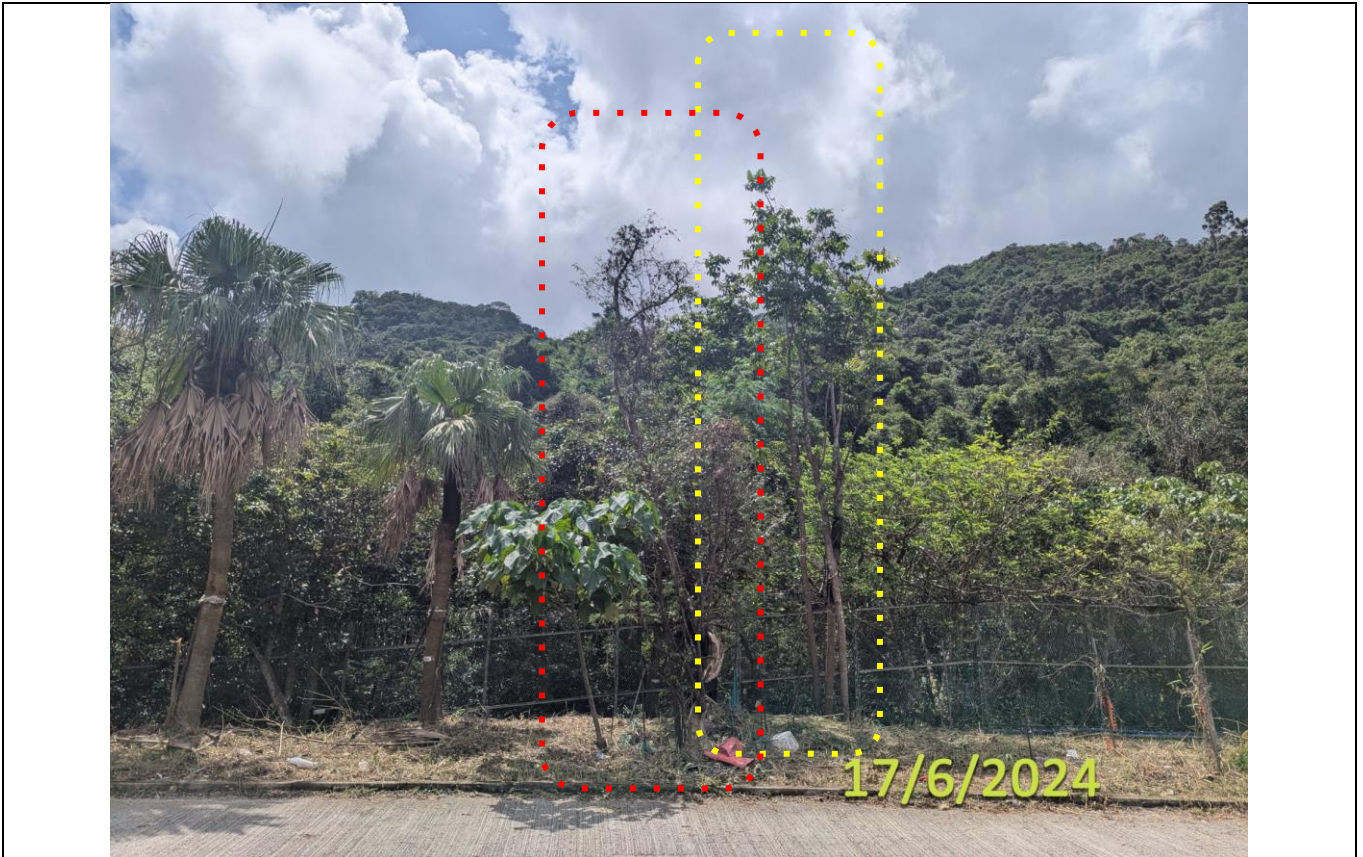


Photo 7. Transplanted Incense Tree (*Aquilaria sinensis*) – TA327 (red); and Ailanthus (*Ailanthus fordii*) – TA572 (yellow). Weeding has been completed.



Photo 8. Sprouts at lower trunk of TA327 (*Aquilaria sinensis*). Protection zone shall be rectified.



Photo 9. TA572 (*Ailanthus fordii*) was found vigorous and in generally good condition. Protection zone shall be rectified.



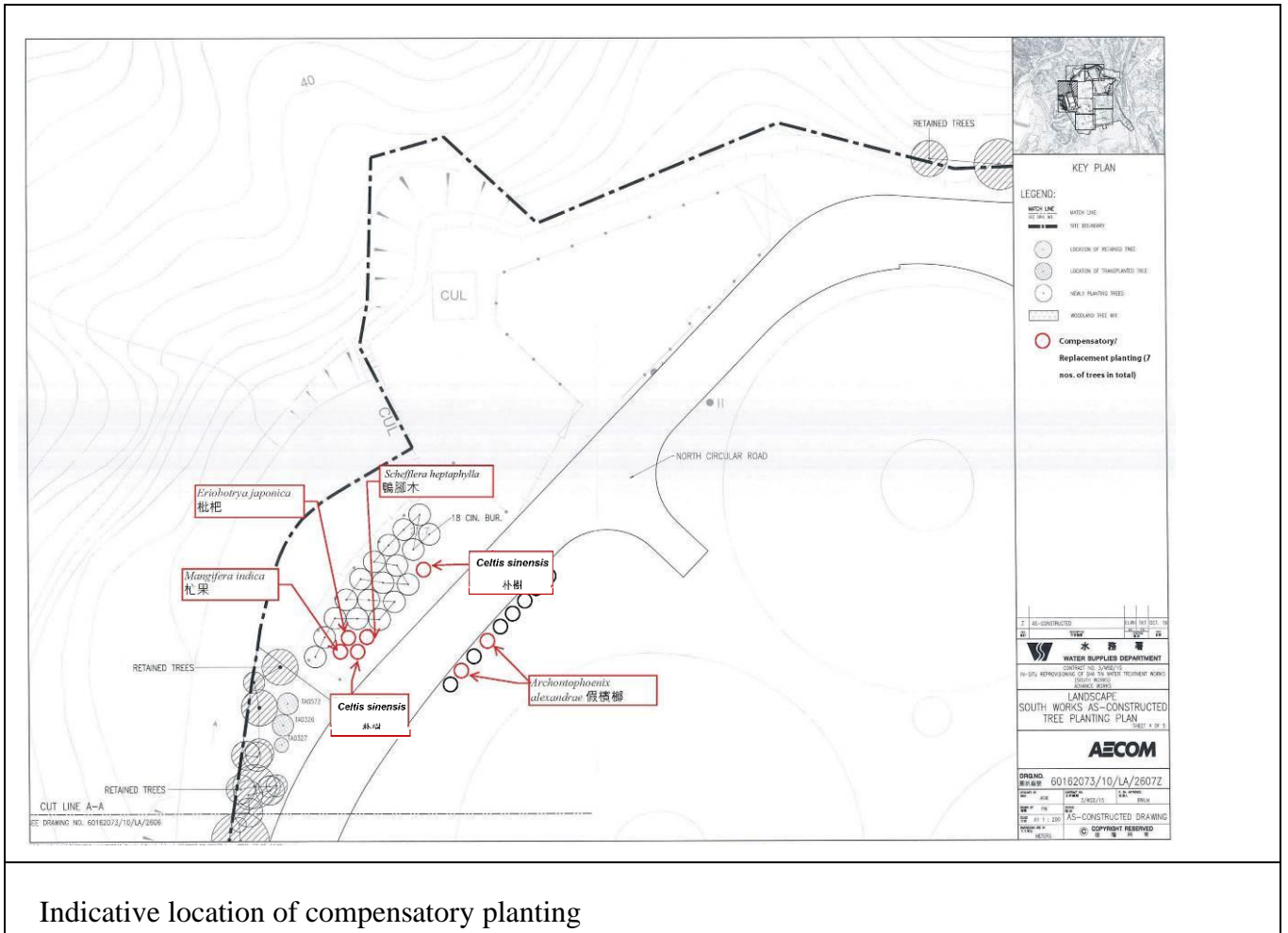
Photo 10. No materials or equipment should put near the *Desmos chinensis* (red). Rubbish should be cleared.



Photo 11. *Schefflera heptaphylla* as compensatory planting of TA326.



Photo 12 and 13. The two exotic *Syzygium jambos* (mis-treated as the native *Syzygium levinei*) are replaced by another native tree *Celtis sinensis* (due to market availability) as compensatory planting of TA326. Note: *Celtis sinensis* is a deciduous species. Weeding has been completed.



Indicative location of compensatory planting

ANNEX II

Table for condition of transplanted plant

Fern *Cibotium barometz* and climber *Desmos chinensis*

No.	Species	Condition	Alive/Dead	Remark
1	<i>Cibotium barometz</i>	Fair	Alive	<p>27 individuals were transplanted back to STSFWSR on 23 April 2021.</p> <p>A robust protection zone was set up in February 2023 to prevent the plants from further disturbance by the wild boars.</p> <p>However, one of the protection zone was taken out by unknown persons. Metal rods of another protection was also removed/ stolen.</p> <p>Any illegal feeding to wildlife by hikers shall be reported to AFCD/ hotline 1823.</p>
2	<i>Cibotium barometz</i>	Fair	Alive	
3	<i>Cibotium barometz</i>	Fair	Alive	
4	<i>Cibotium barometz</i>	Fair	Alive	
5	<i>Cibotium barometz</i>	Fair	Alive	
6	<i>Cibotium barometz</i>	Fair	Alive	
7	<i>Cibotium barometz</i>	Fair	Alive	
8	<i>Cibotium barometz</i>	Fair	Alive	
9	<i>Cibotium barometz</i>	Fair	Alive	
10	<i>Cibotium barometz</i>	Fair	Alive	
11	<i>Cibotium barometz</i>	Fair	Alive	
12	<i>Cibotium barometz</i>	Fair	Alive	
13	<i>Cibotium barometz</i>	Fair	Alive	
14	<i>Cibotium barometz</i>	Fair	Alive	
15	<i>Cibotium barometz</i>	Fair	Alive	
16	<i>Cibotium barometz</i>	Fair	Alive	
17	<i>Cibotium barometz</i>	Fair	Alive	
18	<i>Cibotium barometz</i>	Fair	Alive	
19	<i>Cibotium barometz</i>	Fair	Alive	
20	<i>Cibotium barometz</i>	Fair	Alive	
21	<i>Cibotium barometz</i>	Fair	Alive	
22	<i>Cibotium barometz</i>	Fair	Alive	
23	<i>Cibotium barometz</i>	Fair	Alive	
24	<i>Cibotium barometz</i>	Fair	Alive	
25	<i>Cibotium barometz</i>	Fair	Alive	
26	<i>Cibotium barometz</i>	Fair	Alive	
27	<i>Cibotium barometz</i>	Fair	Alive	
The shelter (such as 遮光網) has been set up to provide shading and against direct hit of rainstorm/ typhoon on the plants.				
28	<i>Desmos chinensis</i>	Fair	Alive	Two individuals were planted at Wall C in STWTW on 1 April 2021; One died and another one resprouted since monitoring made on 30 November 2022.
Survival rate (%)			100	

Transplanted/ compensatory Trees

No.	Species	Condition	Alive/Dead	Remark
TA572	<i>Ailanthus fordii</i>	Fair	Alive	Two main trunks were broken during typhoon on 23 August 2017. Cracks and wounds observed in one of the trunks. Canopy formed by sprouts.
TA327	<i>Aquilaria sinensis</i>	Fair	Alive	Tree crown of TA327 was thinner after transplantation. Water sprouts, cracks on tree bark and wound at trunk base observed.
N/A	<i>Celtis sinensis</i>	Fair	Alive	Compensate for TA326; <i>Syzygium jambos</i> replaced by <i>Celtis sinensis</i> on 31 May 2021.
N/A	<i>Celtis sinensis</i>	Fair	Alive	Compensate for TA326; <i>Syzygium jambos</i> replaced by <i>Celtis sinensis</i> on 31 May 2021.
N/A	<i>Schefflera heptaphylla</i>	Fair	Alive	Compensate for TA326
Survival rate (%)			100%	

Appendix T

Monthly Summary of Waste Flow Table

Monthly Summary Waste Flow Table for 2024

Contract No.: 1/WSD/19

Contract Title: In-situ Re provisioning of Sha Tin Water Treatment Works (South Works)
-Water Treatment Works and Ancillary Facilities

Month	Actual Quantities of Inert C&D Materials Generated / Imported (in '000m ³)						Actual Quantities of C&D Wastes Generated				
	Total Quantity Generated	Broken Concrete (including rock for recycling into aggregates)	Reused in the Contract	Reused in other Projects	Disposed as Public Fill	Imported C&D Material	Metals	Paper/ cardboard packaging	Plastics (bottles/containers, plastic sheets/foam package material)	Chemical Waste	Others, e.g. general refuse
	(a+b+c+d)	(a)	(b)	(c)	(d)		(in '000kg)	(in '000kg)	(in '000kg)	(in '000m ³)	(in '000m ³)
Jan	0.34788	0.03295	0.00000	0.31494	0.00000	0.62860	0.0000	0.00000	0.00000	0.00000	0.10680
Feb	0.09509	0.00225	0.00000	0.09284	0.00000	0.62000	0.0000	0.00000	0.00000	0.00000	0.12874
Mar	0.83816	0.08496	0.00000	0.75320	0.00000	0.18612	0.0000	0.00000	0.00000	0.00000	0.16859
Apr	3.01903	0.16568	0.00000	2.82295	0.03040	2.65800	0.0000	0.00000	0.00000	0.00000	0.14051
May	8.22501	0.22706	0.00000	7.99795	0.00000	3.11480	0.0000	0.00000	0.00000	0.00000	0.17169
Jun	4.80793	0.05719	0.00000	4.75074	0.00000	2.41400	0.0000	0.00000	0.00000	0.00000	0.12868
Sub-total	17.33311	0.57009	0.00000	16.73261	0.03040	9.62152	0.00000	0.00000	0.00000	0.00000	0.84501
Jul	0.00000										
Aug	0.00000										
Sep	0.00000										
Oct	0.00000										
Nov	0.00000										
Dec	0.00000										
Total	17.33311	0.57009	0.00000	16.73261	0.03040	9.62152	0.00000	0.00000	0.00000	0.00000	0.84501

SUMMARY TABLE FOR WORK PROCESSES OR ACTIVITIES REQUIRING TIMBER FOR TEMPORARY WORKS

Contract No.: 1/WSD/19

Monthly/Year: 06/2024

Contract Title: In-situ Reprovisioning of Sha Tin Water Treatment Works (South Works) – Water Treatment Works and Ancillary Facilities

Item No.	Description of Works Process or Activity [see note (a) below]	Justifications for Using Timber in Temporary Construction Works	Est. Quantities of Timber Used (000m³)	Actual Quantities Used (000m³)	Remarks
1	S1F, S2F, RMF, SWPS, WET, OZONE & New sampling room	Concreting formwork	5	4.4	
		Total Estimated Quantity of Timber Used	5		

Notes: (a) The Contractor shall list out all the work items requiring timber for use in temporary construction works. Several minor work items may be grouped into one for ease of updating.



俊和 - 方永勝聯營
CW - FWS JV

Name of Department: WSD

Contract No.: 6/WSD/21

Monthly Summary Waste Flow Table for 2024 (year)

Month	Actual Quantities of Inert C&D Materials Generated Monthly						Actual Quantities of C&D Wastes Generated Monthly				
	Total Quantity Generated	Hard Rock and Large Broken Concrete	Reused in the Contract	Reused in other Projects	Disposed as Public Fill	Imported Fill	Metals	Paper/ cardboard packaging	Plastics (see Note 3)	Chemical Waste	Others, e.g. general refuse
	(in tonnes)	(in tonnes)	(in tonnes)	(in tonnes)	(in tonnes)	(in tonnes)	(in tonnes)	(in tonnes)	(in tonnes)	(in tonnes)	(in tonnes)
2023	46681.36	0.00	0.00	25440.46	15756.27	5246.34	80.51	0.55	0.04	0.00	193.69
Jan-24	13.92	0.00	0.00	0.00	0.00	0.00	0.00	0.01	0.01	0.00	13.90
Feb-24	10.51	0.00	0.00	0.00	0.00	0.00	0.00	0.03	0.00	0.00	10.48
Mar-24	113.82	0.00	0.00	0.00	113.82	0.00	0.00	0.01	0.00	0.00	22.75
Apr-24	1237.50	0.00	0.00	0.00	1237.50	0.00	0.00	0.00	0.00	0.00	31.34
May-24	401.30	0.00	0.00	0.00	401.30	0.00	0.00	0.02	0.00	0.00	37.77
Jun-24	611.50	0.00	0.00	0.00	611.50	0.00	0.00	0.01	0.00	0.00	31.45
Sub-total											
Jul-24											
Aug-24											
Sep-24											
Oct-24											
Nov-24											
Dec-24											
Total	49229.76	0.00	0.00	25440.46	18120.39	5246.34	80.51	0.62	0.06	0.00	341.38

- Notes:
- (1) The waste flow table shall also include C&D materials that are specified in the Contract to be imported for use at the Site.
 - (2) Plastics refer to plastic bottles/containers, plastic sheets/foam from packaging material
 - (3) All recyclable materials, including metals, paper / cardboard packaging, plastics, etc. will be collected by registered collector for recycling.
 - (4) Conversion factors for reporting purpose:
 - in-situ: rock = 2.5 tonnes/m³; soil = 2.0 tonnes/m³
 - excavated: rock = 2.0 tonnes/m³; soil = 1.8 tonnes/m³; broken concrete and bitumen = 2.4 tonnes/m³
 - C&D Waste = 0.9 tonnes/m³; bentonite slurry = 2.8 tonnes/m³

Appendix U

Implementation Schedule of Environmental Mitigation Measures (EMIS)

Environmental Mitigation and Enhancement Measure Implementation Schedule at Construction Stage

EIA Ref.	Recommended Mitigation Measures	Location of the Measures	Implementation Agent	Relevant Legislation and Guidelines	Implementation Phase			Status
					D	C	O	
Air Quality								
4.7.1	Use of regular watering to reduce dust emissions from exposed site surfaces and unpaved roads, particularly during dry weather.	All works areas	Contractor	Air Pollution Control Ordinance and Air Pollution Control (Construction Dust) Regulation EM&A Manual		√		Y
4.7.1	Side enclosure and covering of any aggregate or stockpiling of dusty material to reduce emissions. Where this is not practicable owing to frequent usage, watering shall be applied to aggregate fines.	All works areas	Contractor			√		Y
4.7.1	Tarpaulin covering of all dusty vehicle loads transported to, from and between site locations.	All works areas	Contractor			√		Y
4.7.1	Establishment and use of vehicle wheel and body washing facilities at the exit points of the site.	All works areas	Contractor			√		Y
4.7.1	Imposition of speed controls for vehicles on site haul roads.	All works areas	Contractor			√		Y
4.7.1	Implement EM&A program to monitor the construction process in order to enforce controls and modify method of work if dusty conditions arise.	All works areas / Monitoring points	Contractor			√		Y
Noise								
5.6.4	Implement good site practices to reduce noise level	All works areas	Contractor	Noise Control Ordinance		√		Y
5.6.5	Adoption of Quiet PME	All works areas	Contractor			√		N/A
5.6.6	Use of Movable Noise Barrier	All works areas	Contractor			√		N/A
5.8	Noise monitoring	Monitoring points	Contractor			√		Y
Water Quality								
6.8.1	Surface run-off from construction sites should be discharged into storm drains via adequately designed sand/silt removal facilities such as sand	All works areas	Contractor	ProPECC PN 1/94 Construction		√		Y

	traps, silt traps and sedimentation basins. Channels or earth bunds or sand bag barriers should be provided on site to properly direct stormwater to such silt removal facilities. Perimeter channels at site boundaries should be provided where necessary to intercept storm run-off from outside the site so that it will not wash across the site. Catchpits and perimeter channels should be constructed in advance of site formation works and earthworks.			Site Drainage TM-DSS Water Pollution Control Ordinance				
6.8.2	Silt removal facilities, channels and manholes should be maintained and the deposited silt and grit should be removed regularly, at the onset of and after each rainstorm to prevent local flooding.	All works areas	Contractor			√		Y
6.8.3	Temporary exposed slope surfaces should be covered and temporary access roads should be protected by crushed stone or gravel, as excavation proceeds. Intercepting channels should be provided to prevent storm run-off from washing across exposed soil surfaces.	All works area	Contractor			√		Y
6.8.4	Earthworks final surfaces should be well compacted and the subsequent permanent work or surface protection should be carried out immediately after the final surfaces are formed to prevent erosion caused by rainstorms. Appropriate drainage like intercepting channels should be provided where necessary.	All works areas	Contractor			√		N/A
6.8.5	Rainwater pumped out from trenches or foundation excavations should be discharged into storm drains via silt removal facilities.	All works areas	Contractor			√		Y
6.8.6	Open stockpiles of construction materials (e.g. aggregates, sand and fill material) on sites should be covered with tarpaulin or similar fabric during rainstorms.	All works areas	Contractor			√		Y
6.8.7	Manholes (including newly constructed ones) should always be adequately covered and temporarily sealed so as to prevent silt, construction materials or debris from getting into the drainage system.	All works areas	Contractor			√		Y
6.8.8	Good site practices should be adopted to remove rubbish and litter from construction sites so as to prevent the rubbish and litter from spreading from the site area.	All works areas	Contractor			√		Y
6.8.9	All vehicles and plant should be cleaned before they leave a construction site to minimize the deposition of earth, mud, debris on roads. A wheel washing bay should be provided at every site exit if practicable and wash-water should have sand and silt settled out or removed before discharging into storm drains.	All works areas	Contractor			√		Y
6.8.10	Before commencing any demolition works, all drainage connections should be sealed to prevent building debris, soil, sand etc. from entering	All works areas	Contractor			√		N/A

	drains.							
6.8.11	Wastewater generated from building construction activities including concreting, plastering, internal decoration, cleaning of works and similar activities should not be discharged into the stormwater drainage system. If the wastewater is to be tankered off site for disposal into foul sewers, it should undergo the removal of settleable solids in a silt removal facility, and pH adjustment as necessary.	All works areas	Contractor		√		Y	
6.8.12	Acidic wastewater generated from acid cleaning, etching, pickling and similar activities should be neutralized to within the pH range of 6 to 10. The neutralized wastewater should be tankered off site for disposal into foul sewers or treated to a standard acceptable to storm drains and the receiving waters.	All works areas	Contractor		√		N/A	
6.8.13	All surface run-off must proper collected and discharge at designated location. The discharge quality must meet the requirements specified in the discharge license.	All works areas	Contractor		√		Y	
6.8.15	Contractor must register as a chemical waste producer if chemical wastes would be produced from the construction activities. The Waste Disposal Ordinance (Cap 354) and its subsidiary regulations in particular the Waste Disposal (Chemical Waste) (General) Regulation should be observed and complied with for control of chemical wastes.	All works areas	Contractor		√		Y	
6.8.16	Maintenance of vehicles and equipment involving activities with potential for leakage and spillage should only be undertaken within the areas appropriately equipped to control these discharges	All works areas	Contractor		√		Y	
6.8.17	Disposal of chemical wastes should be carried out in compliance with the Waste Disposal Ordinance.	All works areas	Contractor		√		Y	
6.8.18	Sewage generated from the workforce should be properly treated by interim treatment facilities, such as chemical toilets which are properly maintained with the employment of licensed collectors for the collection and disposal on a regular basis.	All works areas	Contractor		√		Y	
6.8.19	Adopt relevant measures stated in ETWB TC (Works) No. 5/2005 "Protection of Natural Streams/rivers from Adverse Impacts arising from Construction Works" to minimize the potential water quality impacts from the construction works near any water courses.	All works areas	Contractor		√		Y	
6.10	Water quality monitoring	Monitoring points	Contractor		√		Y	
Waste Management								

7.6.1	Appropriate waste handling, transportation and disposal methods for all waste arisings generated during the construction works for the Project should be implemented to ensure that construction wastes do not enter the nearby streams or drainage channel.	All works areas	Contractor	Waste Disposal Ordinance		√		Y
7.6.2	Implementation of good site practices for waste management	All works areas	Contractor	DEVB TCW No. 6/2010,		√		Y
7.6.3	Implementation of trip ticket system to control waste disposal	All works areas	Contractor	ETWB TCW No. 19/2005 Land		√		Y
7.6.4	Implementation of good site practices to reduce waste generations	All works areas	Contractor	(Miscellaneous Provisions) Ordinance		√		Y
7.6.5	Re-use of excavated C&D materials on site as far as practical. A suitable area should be designated within the site for temporary stockpiling of C&D material and to facilitate the sorting process.	All works areas	Contractor	Code of Practice on the Packaging, Labelling and Storage of Chemical Wastes		√		Y
7.6.8	General refuse should be stored in enclosed bins or compaction units separate from C&D material. A reputable waste collector should be employed by the contractor to remove general refuse from the site, separately from C&D material.	All works areas	Contractor			√		N/A
7.6.9	All storage of asbestos waste should be carried out properly in a secure place isolated from other substances so as to prevent any possible release of asbestos fibres into the atmosphere and contamination of other substances. The storage area should bear warning panels to alert people of the presence of asbestos waste.	All works areas	Contractor			√		N/A
7.6.10	A licensed asbestos waste collector will be appointed to collect the asbestos waste and deliver to the designated landfill for disposal. Application should be submitted to EPD.	All works areas	Contractor			√		N/A
7.6.11	If chemical wastes were to be produced at the construction site, the Contractor would be required to register with the EPD as a Chemical Waste Producer, and to follow the guidelines stated in the Code of Practice on the Packaging, Labelling and Storage of Chemical Wastes. Good quality containers compatible with the chemical wastes should be used, and incompatible chemicals should be stored separately. Appropriate labels should be securely attached on each chemical waste container indicating the corresponding chemical characteristics of the waste, such as explosive, flammable, oxidizing, irritant, toxic, harmful, corrosive, etc. The Contractor shall use a licensed collector to transport the chemical wastes. The licensed collector shall deliver the waste to the Chemical Waste Treatment Centre at Tsing Yi, or other licenced facility, in accordance with	All works areas	Contractor			√		Y

	the Waste Disposal (Chemical Waste) (General) Regulation.							
Ecology								
8.8.1	Ecological impacts on important habitats and the associated wildlife caused by the proposed development should be mitigated and compensation approaches to the maximum practical extent	All works areas in particular important habitats All works areas	The Engineer/ Contractor	EIAO-TM EM&A Manual		√		Y
8.8.2	Reduce the amount of vegetation removal required and thereby minimize the footprint of the slope at the woodland habitat		The Engineer/ Contractor			√		Y
8.8.3	Conduct detailed vegetation survey and implement suggested measures for species of conservation importance.		The Engineer/ Contractor			√		Y
8.8.4	The affected Incense Tree and Ailanthus as mentioned in the detailed vegetation survey report within the works area will be transplanted		The Engineer/ Contractor			√		Y
8.8.5	To avoid impacts on Short-nosed Fruit Bat, the tree with records of an active roost and trees showing evidence of roosting activity should be retained where possible. Where Chinese Fan-palm (<i>Livistona chinensis</i>) removal is required, these should be checked by suitably qualified ecologist with over 7 years relevant experience for roosting bats prior to their removal. If roosting bats are observed, a strategy for passive removal will be agreed with the AFCD and implemented. This could include undertaking the works just after the bats have left the roost (i.e. dusk).		The Engineer/ Contractor			√		N/A
8.8.6	The inclusion of Chinese Fan-palm of similar size as the affected plant within the areas of compensatory planting or other suitable areas is recommended to replace affected specimens, and compensate for the impact to roosting opportunities for this bat species		The Engineer/ Contractor			√		N/A
8.8.7	Implement good site measures to minimize the disturbance impacts to terrestrial habitat and associated wildlife arising from the land-based construction activities.		The Engineer/ Contractor			√		Y
8.8.8	To minimize the contamination of wastewater discharge, accidental chemical spillage and construction site run-off to the receiving water bodies, mitigation measures such as diverting the site runoff to silt trap facilities before discharging into storm drain, proper waste and dumping management and standard good site practice for land-based construction.		The Engineer/ Contractor			√		Y
8.8.9-8.8.11	Implement woodland compensation		The Engineer/ Contractor			√		N/A

Landscape and Visual								
9.8.1	Existing trees to be retained on site shall be carefully protected during construction. Trees unavoidably affected by the works shall be transplanted as far as possible.	All works areas	Contractor	DEVB TCW No. 10/2013		√		Y
	Compensatory Planting shall be provided in accordance with DEVB TCW No. 10/2013 – Tree Preservation.	All works areas	Contractor	EIAO TM		√		Y
	Control of night-time lighting glare.	All works areas	Contractor			√		Y
	Erection of decorative screen hoarding compatible with the surrounding setting.	All works areas	Contractor			√		Y
	Management of facilities on work sites which give control on the height and disposition/arrangement of all facilities on the works site to minimize visual impact to adjacent VSRs.	All works areas	Contractor			√		Y
Cultural Heritage								
10.6.2	Vibration monitoring at Ex KCR Beacon Hill Tunnel during piling works of Administration Building	Work site	The Engineer /Contractor			√		N/A
Land Contamination								
11.7	Identify contamination and implement appropriate remedial measures on site. Provide relevant submission and obtain approval from EPD if necessary.	All works areas	Contractor	Guidance Note for Contaminated Land Assessment and Remediation Guidance Manual for Use of Risk based Remediation Goals for Contaminated Land Management (Guidance Manual)		√		N/A
Hazard to Life								
Table 12.22	Ensure speed limit enforcement is specified in the contractor's Method Statement to limit the speed of construction vehicles on site	All works areas	The Engineer	EIAO-TM		√		Y
	Develop an audit procedure to ensure enforcement of speed limits and to ensure adequate site access control	All works areas	The Engineer			√		Y
	Ensure construction method statement is endorsed by the Engineer (AECOM)	All works areas	The Engineer			√		Y

Ensure designated manoeuvring area for the new access road construction is away from the Chlorination House	New access road area	Contractor/ The Engineer		√		Y
Ensure that the emergency response plan and procedures (including drills) cover the reprovisioning activities	All works areas	Contractor/ The Engineer		√		Y
Safety training to be provided to construction workers and WSD/Engineer staff regarding evacuation procedures	All works area	Contractor/ The Engineer		√		Y
Ensure communication protocol is in place between construction and operation staff with regard to the change of chlorine delivery route and the switchover from the existing to new chlorinated water piping;	All works areas	Contractor/ The Engineer		√		N/A
Ensure temporary suspension of crane operation and construction truck movements during chlorine delivery	All works areas	Contractor/ The Engineer		√		Y
Provide a crash barrier between the construction site and the north side of the Chlorination House.	Chlorination House area	Contractor		√		Y
Conduct vibration monitoring at the Chlorination House during piling activities to ensure vibration levels are acceptable and will not lead to any damage of the Chlorination House	Chlorination House area	Contractor		√		Y
Civil engineering calculation to be performed to confirm differential settlement from excavation work is within acceptable limits for the Chlorination House	Chlorination House area	Contractor		√		Y
Provide settlement monitoring for the Chlorination House to ensure no subsidence occurs from nearby excavation works.	Chlorination House area	Contractor		√		Y
Confirm the chlorine concentration for the chlorinated water before the switchover from the existing to new piping. This is to avoid the potential for chlorine gas vapours being released if the concentration is too high and there is spillage during switchover	Chlorinated water piping	WSD		√		N/A
Develop an operating procedure for performing the chlorinated water switchover from the existing piping to new piping.	All works areas	Contractor/ The Engineer / WSD		√		N/A
Ensure the location/height of the lifting equipment is such there is no impact on Chlorination House/chlorine delivery route in case of falling, swinging or dropped load.	Chlorination House area	Contractor/ The Engineer		√		Y
Implement the controlled demolition of the existing E&M workshop to ensure that any steel structural elements can only fall away from the Chlorination House	Existing E&M Workshop and Chlorination House	Contractor/ The Engineer		√		N/A

		areas						
	Stop any construction activities which may lead to vibrations and potential slope/boulder disturbance during the chlorine deliveries	All works areas	Contractor		√			Y
	Installation of Chlorine gas monitors with audible alarms in the relevant reprovisioning works area	Reprovisioning works areas	Contractor/ The Engineer		√			k.i.v.
	Provision of an accompanying vehicle for the chlorine truck on the WTW site and ensuring that during the chlorine drums delivery construction works are stopped and the construction workers moved away from Chlorination House	All works areas	Contractor		√			Y
	Establish a liaison between the contractor and HKCG and develop a chlorine/town gas emergency plan to ensure gas safety during the Construction Phase	Beacon Hill North Gas Offtake Station and Gas Pipelines in Old Beacon Hill Tunnel	The Engineer / Contractor / HKCG		√			k.i.v.
	Temporary suspend chlorine delivery during the short period of construction of the concerned section of elevated walkway to avoid mobile crane impact on the chlorine truck		The Engineer / Contractor		√			N/A
	Provide clear road signs for site vehicles	Chlorine delivery route and reprovisioning works access roads	The Engineer / Contractor		√			Y
	Large equipment/plant movement should be controlled by 'Permit-to-move' system	All works areas	The Engineer / Contractor / WSD		√			Y
	Define restricted zone for the equipment (i.e. keep the equipment from the Chlorination House at a safe distance). The extent of the restricted zone would be determined by the size of the equipment	Chlorination House area	The Engineer / Contractor		√			Y
	Locate the construction site office at or near property boundary away from the Chlorination House as far as possible	Construction Office area	The Engineer / Contractor		√			Y
	Entry of non-authorized personnel to the construction site to be prohibited	All works areas	Contractor		√			Y

12.15.4, 12.18.1, 12.22.9	GPS fleet management system with driver training to help enforce truck speeds	Chlorine delivery trucks, fleet management centre	WSD / Chlorine Supply Contractor	EIAO-TM		√		k.i.v.	
	Improved clamps with independent checks to prevent load shedding	Chlorine delivery trucks				√		F	
	Installation of fire screen and larger fire extinguishers to prevent engine and wheel fires from spreading to the cargo area					√		F	
	Adoption of the chlorine delivery route from Sham Shui Kok Dock to Sha Tin WTW					√		F	
	Provision of emergency repair kit					√		F	
12.34.3 Table 12.37 & 12.38	Ban the use of retreaded tyres and perform regular visual checks on the tyres.					√		F	
	A vehicle accompanying chlorine truck along critical road sections in Sha Tin. The truck should be equipped with emergency kit, fire extinguisher, radio set for communication. The accompanying vehicle will be ahead of the chlorine truck after the vehicles entering the water treatment works site – An accompanying vehicle may provide rapid response to an incident but any action would be limited to containing a small leak.					√		F	
	Limit fuel tanks capacity at the beginning of the Project (Item 2.3 of Table 12.37 – advance measure).					√		F	
	Review the practicality of reducing combustible materials or use of fire retardant materials in the cab. (Item 2.3 of Table 12.37 – further measure)					√		k.i.v.	
	Annual periodic radiography or ultrasonic test inspections of the chlorine drums should be considered for implementation as soon as feasible (Item 3.8 of Table 12.37).	Chlorine drums					√		k.i.v.
	Implement side, front and rear crash guards with high energy absorption in coordination and accordance with the relevant authorities.	Chlorine delivery trucks				√		k.i.v.	
	Implement a sturdy steel frame to minimize the potential for chlorine release due to truck rollover					√		k.i.v.	
12.34.4	WSD will continue to keep under review the latest development of use of alternative disinfectants in water supply industry to aim at minimising on-site chlorine storage.4	Chlorine delivery Route	WSD				√		k.i.v.

	Training should be provided for the use of the GPS fleet management and improved safe driving.				√		k.i.v.
	Ensured that independent checks are performed to ensure proper chlorine drum latching and clamping.				√		F
	Chlorine truck drivers or driver attendants should be further trained to check and detect potential chlorine leaks during transport. This should include the timely application of the emergency kit.				√		k.i.v.
	Training should be provided to driver and driver attendant for the emergency use of the new 2 × 9L AFFF extinguishers.				√		F
	Induction training for new drivers and driver attendant should include familiarisation with the route, familiarisation with chlorine risks, defensive driving, application of emergency kits, use of fire extinguishers and emergency response				√		k.i.v.
	Provision of a fire screen between the cab and cargo as well as fire retardant materials for the wheel arches on the chlorine truck should be planned and provided				√		F
	To keep under review alternate chlorine receiving dock in Sha Tin/Tai Po area for chlorine delivery to STWTW.				√		k.i.v.
<p><u>Legend</u></p> <p>D – Design Phase</p> <p>C – Construction Phase</p> <p>O – Operation Phase</p> <p>Y - Compliance of Mitigation Measures</p> <p>N/A – Not Applicable in Reporting Period</p> <p>k.i.v – Keep In View</p> <p>F - Completed</p>							

Appendix V

Cumulative Statistics on Exceedances, Complaints, Notifications of Summons and Successful Prosecutions

Statistical Summary of Exceedances (June 2024)

Air Quality									
Location	Action Level			Limit Level				Total	
AM1	0			0				0	
AM2	0			0				0	
Noise									
Location	Action Level			Limit Level				Total	
NM1	0			0				0	
NM2	0			0				0	
NM3	0			0				0	
Water Quality									
Location	Action Level				Limit Level				Total
	DO	Turbidity	SS	pH	DO	Turbidity	SS	pH	
C1	0	0	0	0	0	0	0	0	0
C2	0	0	0	0	0	0	0	0	0
C3	N/A	N/A	N/A	N/A	N/A	N/A	N/A	N/A	0
M1	0	0	1	0	0	0	0	0	0
M2	0	0	0	0	0	0	0	0	0
M3	0	0	0	0	0	0	1	0	1

There were 0 exceedances of Action Level and 1 exceedance of Limit Level in June 2024

Statistical Summary of Exceedances (Cumulative)

Air Quality									
Location	Action Level			Limit Level				Total	
AM1	0			0				0	
AM2	0			0				0	
Noise									
Location	Action Level			Limit Level				Total	
NM1	0			0				0	
NM2	0			0				0	
NM3	0			0				0	
Water Quality									
Location	Action Level				Limit Level				Total
	DO	Turbidity	SS	pH	DO	Turbidity	SS	pH	
C1	0	0	20	4	1	10	8	3	46
C2	0	1	13	1	5	9	6	1	36
C3	N/A	N/A	N/A	N/A	N/A	N/A	N/A	N/A	0
M1	0	1	9	1	7	6	26	7	57
M2	0	0	0	0	9	3	2	0	14
M3	0	0	0	2	10	22	55	0	89



Statistical Summary of Environmental Complaints

Reporting Period	Environmental Complaint Statistics		
	Frequency	Complaint Nature	Cumulative
1 June– 30 June 2024	0	N/A	4

Statistical Summary of Environmental Summons

Reporting Period	Environmental Summons Statistics		
	Frequency	Details	Cumulative
1 June– 30 June 2024	0	N/A	0

Statistical Summary of Environmental Prosecution

Reporting Period	Environmental Prosecution Statistics		
	Frequency	Details	Cumulative
1 June– 30 June 2024	0	N/A	0

To IEC (AECOM), ER (AECOM), Contractor (ATAL - CW - MH JV (ACMJV), CW-FWS JV) Fax No By-email

From Oliver Chiu Date 11 July 2024

Our Ref CJO – 3113

RE Contract No. 1/WSD/19 & 6/WSD/21
In-situ Provisioning of Sha Tin Water Treatment Works (South Works) – Water Treatment Works and Ancillary Facilities – Environmental Team
Notification of Exceedance (NOE) for Water Quality Monitoring on 11 June 2024

Dear Sir/ Madam,

Exceedances of water quality were found in the monitoring on 11 June 2024.
Please find the exceedances in the table below. Investigation report will be submitted separately.

Station	Parameter	Weather	Action Level	Limit Level	Measured Level	Range of Baseline	Exceedance
C1	Suspended Solids (mg/L)	Fine	4.19	6.73	<1	<1 – 9.7	-
C2	Suspended Solids (mg/L)	Fine	4.33	8.16	<1	<1 – 12.0	-
M1	Suspended Solids (mg/L)	Fine	3.30	3.56	2.0	<1 – 4.7	-
M2	Suspended Solids (mg/L)	Fine	18.84	26.80	<1	<1 - 38	-
M3	Suspended Solids (mg/L)	Fine	1.00	1.00	7.1	<1 – 1.3	Limit Level

Should you have any queries or need further information, please do not hesitate to contact us or the undersigned at Tel: 2333-6823 or Fax: 2333-1316.

Yours Faithfully,
For and on Behalf of
Acumen Environmental Engineering & Technologies Co., Ltd.



Oliver Chiu
Assistant Environmental Consultant

Investigation Report on Limit Level Non-compliance on 11 June 2024

CONTRACT NO. 1/WSD/19 & 6/WSD/21

IN-SITU REPROVISIONING OF SHA TIN WATER TREATMENT WORKS (SOUTH WORKS) – WATER TREATMENT WORKS AND ANCILLARY FACILITIES

Date: 11 July 2024

(I) Summary of exceedance on 11 June 2024

Station	Parameter	Weather	Action Level	Limit Level	Measured Level	Range of Baseline	Exceedance
C1	Suspended Solids (mg/L)	Fine	4.19	6.73	<1	<1 – 9.7	-
C2	Suspended Solids (mg/L)	Fine	4.33	8.16	<1	<1 – 12.0	-
M1	Suspended Solids (mg/L)	Fine	3.30	3.56	2.0	<1 – 4.7	-
M2	Suspended Solids (mg/L)	Fine	18.84	26.80	<1	<1 - 38	-
M3	Suspended Solids (mg/L)	Fine	1.00	1.00	7.1	<1 – 1.3	Limit Level

(II) Investigation Results, Recommendations & Mitigation Measures

- 1) According to the field observation from the Environmental Team (ET) on 11 June 2024, no polluted discharge was made from construction site to the Impact Monitoring Station M3 (Photo 1). In general, the condition of water at Impact Station M3 was in order and no discharge from construction was observed (Photo 1). The water quality monitoring locations and contract site area are illustrated in Figure 1.
- 2) Weekly site inspection by the Contractor and ET was conducted on 11 June 2024 to audit the site environmental performance. The finding of the inspection was summarized below:
 - 6/WSD
 - I. It is observed that water accumulation in the site area. Contractor reminded to clear it.
- 3) In our investigation on 11 June, the Contractor had implemented water quality mitigation measures (eg. sandbags were put within the site to avoid wastewater from leaking out of the site) and wastewater have been properly treated (Photo 2 & 4). No adverse water quality impact was observed during the site inspection (Photo 3). The water accumulation was observed on the 6/WSD site area (Photo 5). Based on the site observation, it is concluded that the exceedance of limit level was non-project related.
- 4) Nevertheless, the Contractor should continually fully implement the water mitigation measures as recommended in the implementation schedule for environmental mitigation measures in the EM&A Manual.

Photo Record



Photo 1 (M3)



Photo 2 (Water quality of water treatment tank at 6/WSD)



Photo 3 (Discharge point at 6/WSD)



Photo 4 (Water quality of water treatment tank at 1/WSD)



Photo 5 (Water accumulation on the site area at 6/WSD)

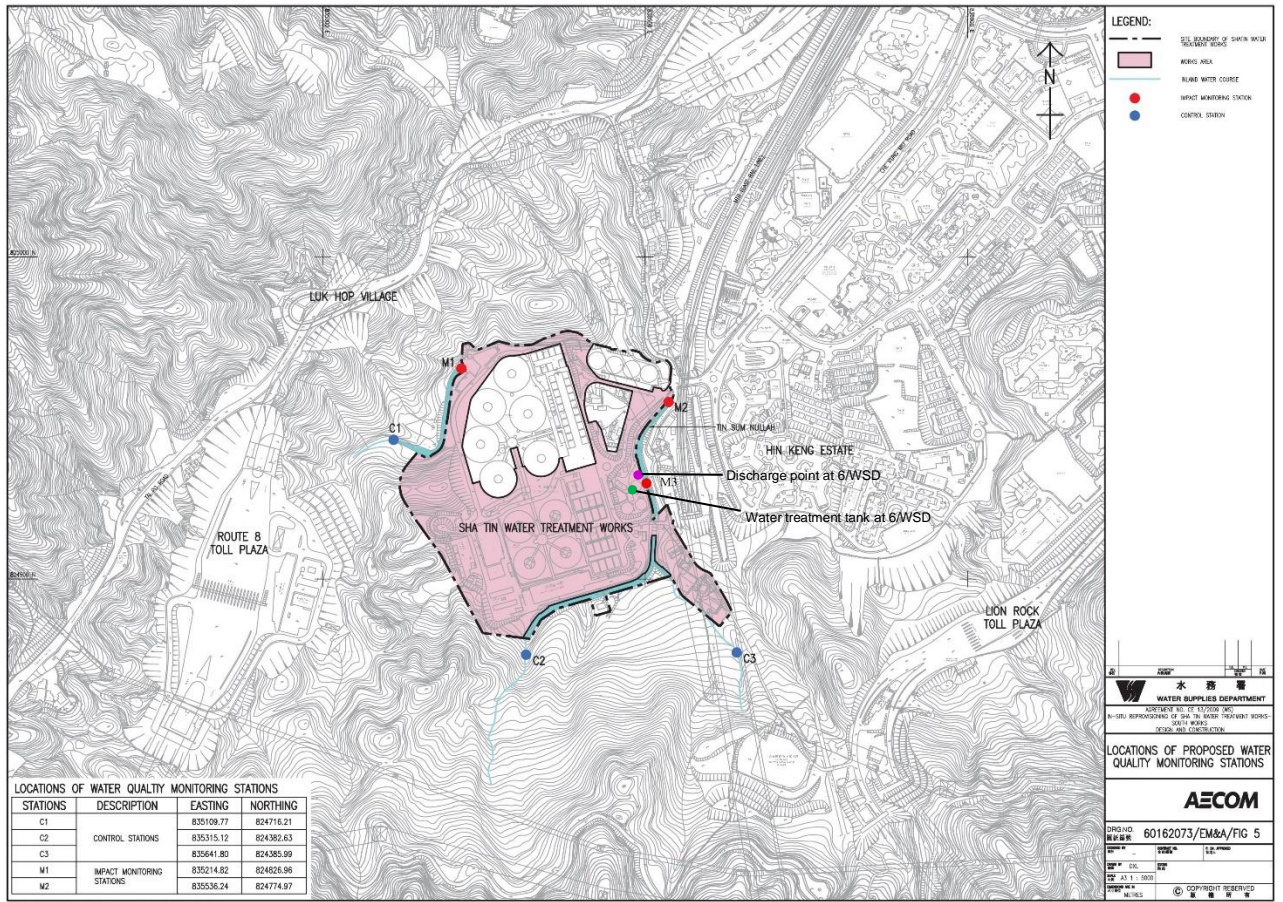


Figure 1 Location Map Water Quality Monitoring Location

Appendix W

Tentative Schedule of Impact Monitoring

Tentative Impact Monitoring Schedule for STWTW

Jul-24

Sun	Mon	Tue	Wed	Thu	Fri	Sat
	1	2	3	4	5	6
		Impact Water Quality monitoring for C1, C2, C3, M1, M2 & M3		Impact Water Quality monitoring for C1, C2, C3, M1, M2 & M3	Impact Air monitoring for AM1 & AM2 Noise monitoring for NM1, NM2 & NM3	Impact Water Quality monitoring for C1, C2, C3, M1, M2 & M3
7	8	9	10	11	12	13
	Impact Water Quality monitoring for C1, C2, C3, M1, M2 & M3		Impact Water Quality monitoring for C1, C2, C3, M1, M2 & M3	Impact Air monitoring for AM1 & AM2 Noise monitoring for NM1, NM2 & NM3	Impact Water Quality monitoring for C1, C2, C3, M1, M2 & M3	
14	15	16	17	18	19	20
	Impact Water Quality monitoring for C1, C2, C3, M1, M2 & M3		Impact Water Quality monitoring for C1, C2, C3, M1, M2 & M3 Air monitoring for AM1 & AM2 Noise monitoring for NM1, NM2 & NM3		Impact Water Quality monitoring for C1, C2, C3, M1, M2 & M3	
21	22	23	24	25	26	27
	Impact Water Quality monitoring for C1, C2, C3, M1, M2 & M3	Impact Air monitoring for AM1 & AM2 Noise monitoring for NM1, NM2 & NM3	Impact Water Quality monitoring for C1, C2, C3, M1, M2 & M3		Impact Water Quality monitoring for C1, C2, C3, M1, M2 & M3	
28	29	30	31			
	Impact Water Quality monitoring for C1, C2, C3, M1, M2 & M3 Air monitoring for AM1 & AM2 Noise monitoring for NM1, NM2 & NM3		Impact Water Quality monitoring for C1, C2, C3, M1, M2 & M3			

Tentative Impact Monitoring Schedule for STWTW

Aug-24

Sun	Mon	Tue	Wed	Thu	Fri	Sat
				1	2	3
					Impact Water Quality monitoring for C1, C2, C3, M1, M2 & M3	Impact Air monitoring for AM1 & AM2 Noise monitoring for NM1, NM2 & NM3
4	5	6	7	8	9	10
	Impact Water Quality monitoring for C1, C2, C3, M1, M2 & M3		Impact Water Quality monitoring for C1, C2, C3, M1, M2 & M3		Impact Water Quality monitoring for C1, C2, C3, M1, M2 & M3 Air monitoring for AM1 & AM2 Noise monitoring for NM1, NM2 & NM3	
11	12	13	14	15	16	17
	Impact Water Quality monitoring for C1, C2, C3, M1, M2 & M3		Impact Water Quality monitoring for C1, C2, C3, M1, M2 & M3	Impact Air monitoring for AM1 & AM2 Noise monitoring for NM1, NM2 & NM3	Impact Water Quality monitoring for C1, C2, C3, M1, M2 & M3	
18	19	20	21	22	23	24
	Impact Water Quality monitoring for C1, C2, C3, M1, M2 & M3		Impact Water Quality monitoring for C1, C2, C3, M1, M2 & M3 Air monitoring for AM1 & AM2 Noise monitoring for NM1, NM2 & NM3		Impact Water Quality monitoring for C1, C2, C3, M1, M2 & M3	
25	26	27	28	29	30	31
	Impact Water Quality monitoring for C1, C2, C3, M1, M2 & M3	Impact Air monitoring for AM1 & AM2 Noise monitoring for NM1, NM2 & NM3	Impact Water Quality monitoring for C1, C2, C3, M1, M2 & M3		Impact Water Quality monitoring for C1, C2, C3, M1, M2 & M3	

Tentative Impact Monitoring Schedule for STWTW

Sep-24

Sun	Mon	Tue	Wed	Thu	Fri	Sat
1	2	3	4	5	6	7
	Impact Water Quality monitoring for C1, C2, C3, M1, M2 & M3 Air monitoring for AM1 & AM2 Noise monitoring for NM1, NM2 & NM3		Impact Water Quality monitoring for C1, C2, C3, M1, M2 & M3		Impact Water Quality monitoring for C1, C2, C3, M1, M2 & M3	Impact Air monitoring for AM1 & AM2 Noise monitoring for NM1, NM2 & NM3
8	9	10	11	12	13	14
	Impact Water Quality monitoring for C1, C2, C3, M1, M2 & M3		Impact Water Quality monitoring for C1, C2, C3, M1, M2 & M3		Impact Water Quality monitoring for C1, C2, C3, M1, M2 & M3 Air monitoring for AM1 & AM2 Noise monitoring for NM1, NM2 & NM3	
15	16	17	18	19	20	21
	Impact Water Quality monitoring for C1, C2, C3, M1, M2 & M3			Impact Water Quality monitoring for C1, C2, C3, M1, M2 & M3 Air monitoring for AM1 & AM2 Noise monitoring for NM1, NM2 & NM3		Impact Water Quality monitoring for C1, C2, C3, M1, M2 & M3
22	23	24	25	26	27	28
	Impact Water Quality monitoring for C1, C2, C3, M1, M2 & M3		Impact Water Quality monitoring for C1, C2, C3, M1, M2 & M3 Air monitoring for AM1 & AM2 Noise monitoring for NM1, NM2 & NM3		Impact Water Quality monitoring for C1, C2, C3, M1, M2 & M3	
29	30					
	Impact Water Quality monitoring for C1, C2, C3, M1, M2 & M3	Impact Air monitoring for AM1 & AM2 Noise monitoring for NM1, NM2 & NM3	Impact Water Quality monitoring for C1, C2, C3, M1, M2 & M3		Impact Water Quality monitoring for C1, C2, C3, M1, M2 & M3	