

**Contract No. EP/SP/66/12**  
**Integrated Waste Management Facilities, Phase 1**  
**17<sup>th</sup> Quarterly EM&A Report**



吉寶西格斯 - 振華聯營公司  
KEPPEL SEGHERS - ZHEN HUA JOINT VENTURE

# Quarterly EM&A Report No.17

## (Period from 1 July to 30 September 2022)

*(Clause 3.3, Further Environmental Permit FEP-01/429/2012/A)*

### Document No.

|               |   |                     |   |                               |   |                       |   |                           |
|---------------|---|---------------------|---|-------------------------------|---|-----------------------|---|---------------------------|
| <b>KSZHJV</b> | / | <b>312</b>          | / | <b>Quarterly<br/>EM&amp;A</b> | / | <b>00017</b>          | / | <b>B</b>                  |
| <b>Issuer</b> |   | <b>Project Code</b> |   | <b>Type of Document</b>       |   | <b>Sequential No.</b> |   | <b>Revision<br/>Index</b> |

|                  | <b>Prepared by:</b>   | <b>Certified by:</b>   | <b>Verified by:</b>   |
|------------------|---|--|---|
| <b>Name</b>      | Joe Ho  | F.C Tsang  | Mandy To  |
| <b>Position</b>  | Environmental Team Member   | Environmental Team Leader  | Independent Environmental<br>Checker  |
| <b>Signature</b> |  |  |  |
| <b>Date:</b>     | 20 March 2024   | 20 March 2024  | 20 March 2024   |

## Revision History

|             |                                    |                 |
|-------------|------------------------------------|-----------------|
| <b>B</b>    | Updated Appendix C&D               | 18 March 2024   |
| <b>A</b>    | First Submission                   | 20 October 2022 |
| <b>Rev.</b> | <b>DESCRIPTION OF MODIFICATION</b> | <b>DATE</b>     |

## CONTENT

|     |   |    |
|-----|---|----|
| 1.  | Basic Project Information.....  | 1  |
| 2.  | Marine Water Quality Monitoring .....   | 5  |
| 3.  | Noise Monitoring .....  | 12 |
| 4.  | Waste.....  | 17 |
| 5.  | Coral.....  | 19 |
| 6.  | Marine Mammal.....  | 27 |
| 7.  | White-Bellied Sea Eagle .....   | 35 |
| 8.  | Summary of Monitoring Exceedance, Complaints, Notification of Summons and Prosecutions..... | 37 |
| 9.  | EM&A Site Inspection .....  | 38 |
| 10. | Conclusion and Recommendations .....  | 39 |

|            |  |
|------------|--|
| Appendix A | Master Programme   |
| Appendix B | Summary of Implementation Status of Environmental Mitigation |
| Appendix C | Water Quality Monitoring Data Trending                       |
| Appendix D | Noise Monitoring Data Trending                               |
| Appendix E | Waste Flow Table   |
| Appendix F | Photo Records for Coral Monitoring                           |
| Appendix G | Photo Records for Marine Mammal Monitoring                   |
| Appendix H | Photo Records for White-bellied Sea Eagle Monitoring         |
| Appendix I | Complaint Log  |

## **EXECUTIVE SUMMARY**

- A1. The Project, Integrated Waste Management Facility (IWMF), is a Designated Project under the Environmental Impact Assessment Ordinance (Cap. 499) (EIAO) and is currently governed by a Further Environmental Permit (FEP No. FEP-01/429/2012/A) for the construction and operation of the Project.
- A2. In accordance with the Updated Environmental Monitoring and Audit (EM&A) Manual for the Project, EM&A works for marine water quality, noise, waste management and ecology should be carried out by Environmental Team (ET), Acuity Sustainability Consulting Limited (ASCL), during the construction phase of the Project.
- A3. This is the 17<sup>th</sup> Quarterly EM&A Report, prepared by ASCL, for the Project summarizing and concluding the monitoring results and audit findings of the EM&A programme at and around Shek Kwu Chau (SKC) during the reporting period from 1 July 2022 to 30 September 2022.
- A4. The EM&A works for construction noise, water quality, construction waste, coral, marine mammal and White-Bellied Sea Eagle (WBSE) were conducted during the reporting period in accordance with the Updated EM&A Manual.
- A5. Weekly site inspections of the construction works were carried out by ET to audit the mitigation measures implementation status. Monthly joint site inspections were carried out by ET and IEC.

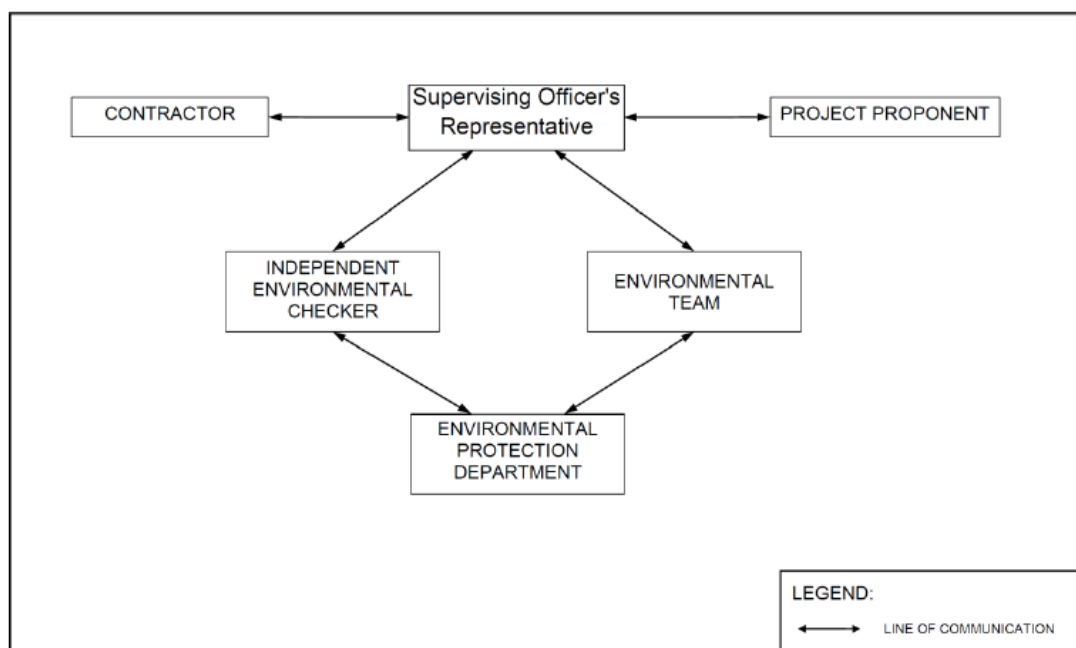
## 1. BASIC PROJECT INFORMATION

### 1.1. The Reporting Scope

1.1.1 This is the 17<sup>th</sup> Quarterly EM&A Report for the Project which summarizes the key findings of the EM&A programme during the reporting period from 1 July 2022 to 30 September 2022.

### 1.2. Project Organization

1.2.2 The Project Organization structure for Construction Phase is presented in **Figure 1.1**.



**Figure 1.1 Project Organization Chart**

1.2.3 Contact details of the key personnel are presented in **Table 1.1** below:

**Table 1.1 Contact Details of Key Personnel**

| Party                                    | Position                          | Name           | Telephone no. |
|--|-----------------------------------|----------------|---------------|
| Environmental Protection Department      | Project Proponent                 | Cheng Tak-Kuen | 2594-6111     |
| Keppel Seghers – Zhen Hua Joint Venture  | Project Manager                   | Kenny Yu       | 2192-0606     |
| Acuity Sustainability Consulting Limited | Environmental Team Leader         | F.C. Tsang     | 2698-6833     |
| ERM-Hong Kong, Limited                   | Independent Environmental Checker | Mandy To       | 2271-3000     |

### 1.3. Summary of Construction Works

1.3.1 Details of the major construction activities undertaken in this reporting period are shown in **Table 1.2** below. The construction programme is presented in **Appendix A**.

**Table 1.2 Summary of the Construction Activities Undertaken during the Reporting Period**

| <b>Location of works</b> | <b>Construction activities undertaken</b>  | <b>Remarks on progress</b>  |
|--------------------------|--|---|
| Reclamation area         | <ul style="list-style-type: none"> <li>• Reclamation works</li> <li>• Installation of Instrumentation</li> <li>• Site Investigation works for foundation</li> <li>• Foundation works (including Driven H Pile, Socketed H Pile and Bored Pile)</li> <li>• Foundation works (Bored Pile)<sup>[1]</sup></li> <li>• Pile cap construction</li> <li>• Structural steel work</li> </ul> | <ul style="list-style-type: none"> <li>• On-going</li> <li>• On-going</li> <li>• On-going</li> <li>• On-going</li> <li>• Completed</li> <li>• On-going</li> <li>• On-going</li> </ul> |
| Seawall portion          | <ul style="list-style-type: none"> <li>• Installation of Chinese Pod</li> <li>• Caisson extension works, from +3mPD to +6mPD, at Seawall A and B</li> <li>• Construction of wave wall along the vertical seawall</li> </ul>  | <ul style="list-style-type: none"> <li>• On-going</li> <li>• On-going</li> <li>• On-going</li> </ul>  |

Notes:

[1]: Foundation works (Bored Pile) were completed in August 2022.

1.3.2 The status for all environmental aspects is presented in **Table 1.3**.

**Table 1.3 Summary of Status for Key Environmental Aspects under the Updated EM&A Manual**

| <b>Parameters</b>  | <b>Status</b>   |
|--|---|
| <b>Water Quality</b>   |   |
| Baseline Monitoring under Updated EM&A Manual and Detailed Plan on DCM | The baseline water quality monitoring result has been reported in Baseline Monitoring Report and submitted to EPD under FEP Condition 3.4   |
| Impact Monitoring  | On-going  |
| Regular DCM Monitoring   | All DCM was completed on 14 October 2020, regular DCM monitoring for further 4 weeks (i.e from 16 October 2020 to 14 November 2020) was completed according to the approved Detailed Plan on Deep Cement Mixing |
| Initial Intensive DCM Monitoring                                       | Conducted from 11 February 2019 to 10 March 2019, had not been resumed since there was no DCM related parameter exceeding the AL/LL.  |
| Baseline Water Quality of wet season                                   | Completed over 13 August 2018 to 7 September 2018   |
| <b>Noise</b>   |   |
| Baseline Monitoring  | The baseline noise monitoring result has been reported in Baseline Monitoring Report and submitted to EPD under FEP Condition 3.4   |
| Impact Monitoring  | On-going  |
| <b>Waste Management</b>  |   |
| Mitigation Measures in Waste Monitoring Plan                           | On-going  |
| <b>Coral</b>   |   |
| Pre-translocation Survey and Coral Mapping                             | The Coral Translocation Plan was submitted and approved by EPD under EP Condition 2.12  |
| Coral Translocation  | Completed on 28 March 2018  |
| Post-Translocation Coral Monitoring                                    | Survey affected by missing of translocated and tagged coral colonies after typhoons in September 2018, completed on 28 March 2019.  |
| Pre-construction Coral Survey and Tagging                              | Completed on 26 June 2018   |
| Tagged Coral Monitoring  | Survey obstructed due to missing of tagged coral colonies after typhoons in September 2018  |
| Coral Survey and Re-tagging  | Re-tagging at Indirect Impact Site was conducted on 23 November and Re-tagging at Control Site was conducted on 3 December 2018.  |
| Post Re-tagging Coral Quarterly Monitoring                             | On-going  |
| <b>Marine Mammal</b>   |   |
| Baseline Monitoring  | The baseline marine mammal monitoring result has been reported in Baseline Monitoring Report and submitted to EPD under FEP Condition 3.4   |
| Impact Monitoring  | On-going  |
| Land-based Theodolite Tracking   | 30 days of theodolite surveys were started on 21 Feb 2019 and completed in May 2019.  |

| <b>Parameters</b>   | <b>Status</b>  |
|---|--|
| Passive Acoustic Monitoring   | 30 days of PAM surveys were started on 1 May 2019 and completed at the end of May 2019.  |
| <b>White-bellied Sea Eagle</b>  |  |
| Baseline Monitoring   | The baseline WBSE monitoring result has been reported in Baseline Monitoring Report and submitted to EPD under FEP Condition 3.4   |
| Impact Monitoring   | On-going   |
| <b>Environmental Audit</b>  |  |
| Site Inspection covering Measures of Air Quality, Noise Impact, Water Quality, Waste, Ecological Quality, Fisheries, Landscape and Visual | On-going   |
| Mitigation Measures in Marine Mammal Watching Plan (MMWP)   | Installation of caisson No.19 was completed on 18 March 2021, which the reclamation area had been totally enclosed by permanent structure. Floating type silt curtain at marine access was removed on 18 March 2021. No enclosed area shall be formed by deployment of silt curtain for the remaining works programme. |
| Mitigation Measures in Detailed Monitoring Programme on Finless Porpoise (DMPPF)  | Installation of caisson No.19 was completed on 18 March 2021, which the reclamation area had been totally enclosed by permanent structure. Floating type silt curtain at marine access was removed on 18 March 2021. No enclosed area shall be formed by deployment of silt curtain for the remaining works programme. |
| Mitigation Measures in Vessel Travel Details  | On-going   |
| Daily Site Audit and Monitoring for Dredging Work   | Completed  |

1.3.3 Other than the EM&A works by ET, environmental briefings, trainings and regular environmental management meetings were conducted, in order to enhance environmental awareness and closely monitor the environmental performance of the contractors.

1.3.4 The EM&A programme has been implemented in accordance with the recommendations presented in the approved EIA Report and the Updated EM&A Manual. A summary of updated implementation status of the environmental mitigation measures for the construction phase of the Project during the reporting period is provided in **Appendix B**.



## 2. MARINE WATER QUALITY MONITORING

### 2.1 Water Quality Parameters

2.1.1 Measurement of Dissolved Oxygen (DO), Turbidity, Suspended Solids (SS), Salinity and pH have been undertaken at the eleven monitoring stations during general water quality monitoring.

2.1.2 DO, temperature, salinity, turbidity and pH were measured in-situ and the SS was assayed in a HOKLAS laboratory.

2.1.3 In associate with the water quality parameters, other relevant data were also measured, such as monitoring location/position, time, water depth, sampling depth, tidal stages, weather conditions and any special phenomena or work underway nearby were also recorded.

2.1.4 Impact water quality monitoring was conducted 3 days per week in the reporting period. All parameters were monitored during mid-flood and mid-ebb tides at three water depths for water quality monitoring. The interval between two sets of monitoring has not been less than 36 hours.

2.1.5 **Table 2.1** summarizes the monitoring parameters, frequency and duration of the impact water quality monitoring.

**Table 2.1 Water Quality Monitoring Parameters, Frequency and Duration**

| Parameter, unit   | Frequency  | No. of Depths  |
|---|--|--|
| <ul style="list-style-type: none"> <li>• Water Depth(m)</li> <li>• Temperature(°C)</li> <li>• Salinity(ppt)</li> <li>• pH (pH unit)</li> <li>• Dissolved Oxygen (DO)(mg/L and % of saturation)</li> <li>• Turbidity(NTU)</li> <li>• Suspended Solids (SS), mg/L</li> <li>• Current velocity (m/s)</li> <li>• Direction (in NESW)</li> </ul> | General water quality monitoring:<br>3 days per week, at mid-flood and mid-ebb tides | 3 water depths: 1m below sea surface, mid-depth and 1m above sea bed.<br>If the water depth is less than 3m, mid-depth sampling only.<br>If water depth is less than 6m, mid-depth may be omitted. |

### 2.2 Water Quality Monitoring Locations

2.2.1 Impact water quality monitoring was conducted at eleven monitoring locations (i.e. B1-B4, H1, C1A, C2A, F1A, CR1, CR2 and M1) during general water quality monitoring as shown in **Figure 2.1**.

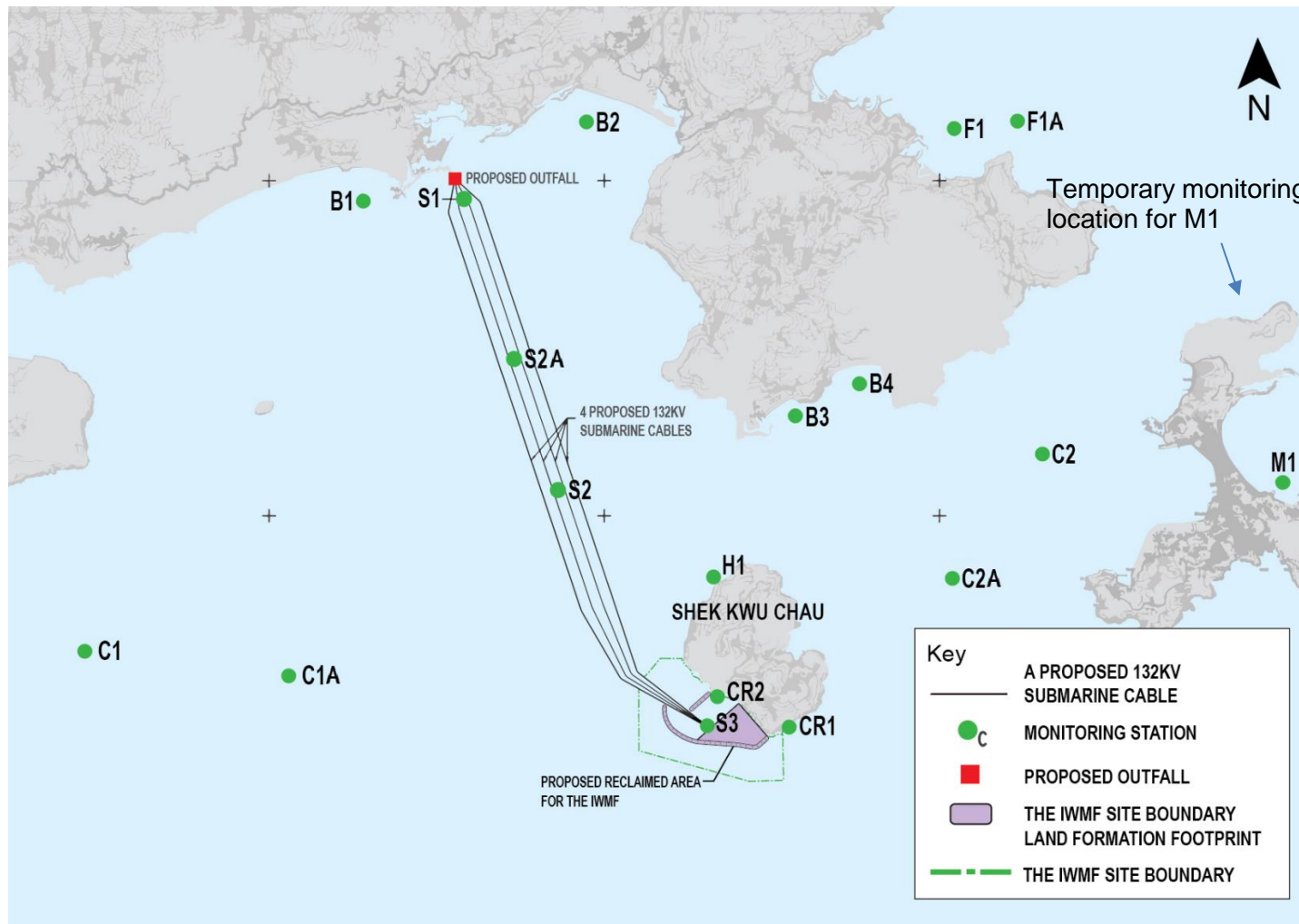


Figure 2.1 Water monitoring locations at Artificial Island near SKC

## 2.3 Action and Limit Levels

2.3.1 Based on the baseline monitoring data and the derivation criteria presented in the Baseline Monitoring Report, the Action/Limit Levels have been derived and are presented in **Table 2.2** and **Table 2.3** for both dry seasons (October – March) and wet seasons (April – September).

**Table 2.2 Derived Action and Limit Levels for Water Quality Monitoring (Dry Season)**

| Parameters                                  | Action  | Limit   |
|---|---|---|
| <b>Construction Phase Impact Monitoring</b> |   |   |
| DO in mg/L                                  | ≤ 7.13  | ≤ 4   |
| SS in mg/L                                  | ≥ 8 or 120% of control station's SS at the same tide of the same day of measurement, whichever is higher          | ≥ 10 or 130% of control station's SS at the same tide of the same day of measurement, whichever is higher           |
| Turbidity in NTU                            | ≥ 5.6 or 120% of control station's turbidity at the same tide of the same day of measurement, whichever is higher | ≥ 12.81 or 130% of control station's turbidity at the same tide of the same day of measurement, whichever is higher |
| Temperature in °C                           | 1.8°C above the temperature recorded at representative control station at the same tide of the same day           | 2°C above the temperature recorded at representative control station at the same tide of the same day               |

Notes:

- i. "Depth-averaged" is calculated by taking the arithmetic means of reading of all three depths.
- ii. For DO, non-compliance of the water quality limits occurs when monitoring result is lower than the limits.
- iii. For turbidity, SS and Salinity, non-compliance of the water quality limits occurs when monitoring result is higher than the limits.

**Table 2.3 Derived Action and Limit Levels for Water Quality (Wet Season)**

| Parameters                                  | Action  | Limit   |
|---|---|---|
| <b>Construction Phase Impact Monitoring</b> |   |   |
| DO in mg/L                                  | ≤ 5.28  | ≤ 4   |
| SS in mg/L                                  | ≥ 12 or 120% of control station's SS at the same tide of the same day of measurement, whichever is higher         | ≥ 14 or 130% of control station's SS at the same tide of the same day of measurement, whichever is higher         |
| Turbidity in NTU                            | ≥ 4.0 or 120% of control station's turbidity at the same tide of the same day of measurement, whichever is higher | ≥ 4.3 or 130% of control station's turbidity at the same tide of the same day of measurement, whichever is higher |
| Temperature in °C                           | 1.8°C above the temperature recorded at representative control station at the same tide of the same day           | 2°C above the temperature recorded at representative control station at the same tide of the same day             |

Notes:

- i. "Depth-averaged" is calculated by taking the arithmetic means of reading of all three depths.
- ii. For DO, non-compliance of the water quality limits occurs when monitoring result is lower than the limits.
- iii. For turbidity, SS and Salinity, non-compliance of the water quality limits occurs when monitoring result is higher than the limits.

## 2.4 Monitoring Results and Observations

2.4.1 As confirmed by the Contractor on 14 October 2020, all DCM works was completed on 14 October 2020, the post DCM water quality monitoring was completed for further 4 weeks (i.e. from 16 October 2020 to 14 November 2020) according to the approved Detailed Plan on Deep Cement Mixing. As all DCM work and post DCM water quality monitoring were completed on 14 November 2020, no water quality monitoring was conducted at S1, S2A and S3 after 14 November 2020. Monitoring results of 6 key parameters: Salinity, DO, turbidity, SS, pH and temperature for general water quality monitoring during the reporting period, are summarized in **Table 2.4**, and results trending are presented graphically in **Appendix C**.

**Table 2.4 Summary of Regular Impact Water Quality Monitoring Results**

| Locations |      | Parameters     |       |       |                         |       |       |        |       |       |      |      |      |                 |     |     |                         |       |       |            |      |      |
|-----------|------|----------------|-------|-------|-------------------------|-------|-------|--------|-------|-------|------|------|------|-----------------|-----|-----|-------------------------|-------|-------|------------|------|------|
|           |      | Salinity (ppt) |       |       | Dissolved Oxygen (mg/L) |       |       |        |       |       | pH   |      |      | Turbidity (NTU) |     |     | Suspended Solids (mg/L) |       |       | Temp. (°C) |      |      |
|           |      |                |       |       | Surface & Middle        |       |       | Bottom |       |       |      |      |      |                 |     |     |                         |       |       |            |      |      |
|           |      | Jul            | Aug   | Sep   | Jul                     | Aug   | Sep   | Jul    | Aug   | Sep   | Jul  | Aug  | Sep  | Jul             | Aug | Sep | Jul                     | Aug   | Sep   | Jul        | Aug  | Sep  |
| B1        | Avg. | 31.62          | 31.16 | 32.23 | 8.94                    | 8.88  | 8.79  | 8.94   | 8.89  | 8.79  | 8.24 | 8.19 | 8.23 | 4.1             | 3.9 | 3.9 | 3.04                    | 4.12  | 5.57  | 28.5       | 28.9 | 29.1 |
|           | Min. | 30.19          | 28.48 | 30.07 | 7.94                    | 7.95  | 7.96  | 7.95   | 7.97  | 7.87  | 8.08 | 7.98 | 8.06 | 2.2             | 2.8 | 2.6 | 2.50                    | 2.50  | 2.50  | 27.8       | 26.4 | 28.1 |
|           | Max. | 32.91          | 32.75 | 33.74 | 9.91                    | 10.06 | 9.59  | 9.77   | 10.07 | 9.77  | 8.41 | 8.50 | 8.41 | 6.0             | 5.7 | 6.8 | 6.00                    | 14.00 | 18.00 | 29.5       | 30.7 | 30.5 |
| B2        | Avg. | 31.60          | 31.02 | 32.07 | 8.70                    | 8.88  | 8.75  | 8.70   | 8.88  | 8.76  | 8.21 | 8.18 | 8.26 | 4.0             | 4.0 | 4.0 | 3.03                    | 4.24  | 5.74  | 28.5       | 28.9 | 29.1 |
|           | Min. | 30.06          | 28.15 | 30.79 | 8.02                    | 8.04  | 8.25  | 7.98   | 8.08  | 8.25  | 8.01 | 7.98 | 8.09 | 2.6             | 2.2 | 2.6 | 2.50                    | 2.50  | 2.50  | 27.7       | 26.5 | 28.2 |
|           | Max. | 32.97          | 32.68 | 33.83 | 9.73                    | 10.11 | 9.73  | 9.60   | 10.07 | 9.64  | 8.41 | 8.39 | 8.41 | 6.9             | 5.9 | 6.7 | 5.00                    | 18.00 | 15.00 | 29.6       | 30.9 | 30.6 |
| B3        | Avg. | 31.78          | 31.08 | 32.03 | 8.80                    | 8.96  | 8.79  | 8.80   | 8.98  | 8.80  | 8.25 | 8.17 | 8.23 | 4.3             | 4.7 | 4.9 | 3.01                    | 4.35  | 5.79  | 28.5       | 28.9 | 29.1 |
|           | Min. | 30.63          | 27.81 | 30.02 | 7.81                    | 7.88  | 7.59  | 7.83   | 7.87  | 7.67  | 8.10 | 7.89 | 7.99 | 2.4             | 2.1 | 2.6 | 2.50                    | 2.50  | 2.50  | 27.7       | 26.4 | 28.1 |
|           | Max. | 32.99          | 32.39 | 33.74 | 9.67                    | 10.00 | 9.37  | 9.64   | 9.99  | 9.42  | 8.42 | 8.41 | 8.38 | 6.4             | 7.9 | 7.1 | 5.00                    | 17.00 | 14.00 | 29.6       | 31.0 | 30.4 |
| B4        | Avg. | 31.70          | 31.09 | 32.05 | 8.81                    | 8.95  | 8.83  | 8.82   | 8.93  | 8.82  | 8.22 | 8.20 | 8.22 | 4.4             | 4.5 | 4.9 | 3.20                    | 4.42  | 6.02  | 28.5       | 28.9 | 29.2 |
|           | Min. | 30.47          | 27.63 | 29.94 | 8.03                    | 8.21  | 8.25  | 8.08   | 8.18  | 8.24  | 8.03 | 7.97 | 7.99 | 2.4             | 2.5 | 2.5 | 2.50                    | 2.50  | 2.50  | 27.8       | 26.5 | 28.3 |
|           | Max. | 33.10          | 32.23 | 33.77 | 9.63                    | 9.95  | 9.57  | 9.60   | 10.02 | 9.67  | 8.46 | 8.42 | 8.38 | 6.3             | 6.9 | 6.9 | 7.00                    | 15.00 | 24.00 | 29.6       | 30.8 | 30.6 |
| C1A       | Avg. | 31.93          | 31.12 | 31.90 | 8.77                    | 8.90  | 8.91  | 8.79   | 8.90  | 8.90  | 8.21 | 8.18 | 8.24 | 5.8             | 5.9 | 6.3 | 3.04                    | 3.91  | 5.38  | 28.5       | 28.9 | 29.2 |
|           | Min. | 30.43          | 28.83 | 30.32 | 7.89                    | 8.11  | 7.96  | 7.89   | 8.09  | 7.95  | 8.07 | 7.97 | 8.01 | 3.7             | 3.5 | 3.7 | 2.50                    | 2.50  | 2.50  | 27.9       | 26.3 | 28.2 |
|           | Max. | 33.17          | 32.65 | 33.74 | 9.54                    | 10.35 | 9.83  | 9.58   | 10.26 | 9.83  | 8.41 | 8.37 | 8.49 | 7.9             | 8.2 | 8.8 | 5.00                    | 9.00  | 15.00 | 29.7       | 30.9 | 30.6 |
| C2A       | Avg. | 31.84          | 30.99 | 31.95 | 8.66                    | 8.74  | 8.91  | 8.67   | 8.77  | 8.89  | 8.23 | 8.19 | 8.22 | 5.8             | 5.9 | 6.4 | 3.17                    | 4.08  | 5.56  | 28.5       | 28.9 | 29.1 |
|           | Min. | 30.22          | 27.89 | 30.39 | 8.08                    | 7.68  | 8.33  | 8.14   | 7.85  | 8.28  | 8.02 | 7.96 | 8.04 | 3.6             | 3.7 | 3.7 | 2.50                    | 2.50  | 2.50  | 27.9       | 26.5 | 28.1 |
|           | Max. | 33.26          | 32.48 | 33.51 | 9.68                    | 9.95  | 9.89  | 9.55   | 9.94  | 9.77  | 8.41 | 8.47 | 8.34 | 7.9             | 8.7 | 8.3 | 8.00                    | 18.00 | 16.00 | 29.7       | 30.9 | 30.3 |
| CR1       | Avg. | 31.71          | 30.98 | 32.19 | 8.84                    | 8.84  | 8.99  | 8.84   | 8.86  | 8.98  | 8.23 | 8.18 | 8.24 | 4.2             | 4.5 | 4.6 | 3.25                    | 4.68  | 5.62  | 28.5       | 28.9 | 29.1 |
|           | Min. | 30.34          | 27.90 | 31.02 | 8.16                    | 7.96  | 8.09  | 8.12   | 7.95  | 7.90  | 8.09 | 7.97 | 8.11 | 2.4             | 2.6 | 2.4 | 2.50                    | 2.50  | 2.50  | 27.7       | 26.5 | 28.3 |
|           | Max. | 33.32          | 32.67 | 33.76 | 9.61                    | 10.21 | 9.99  | 9.66   | 10.20 | 9.91  | 8.37 | 8.38 | 8.41 | 6.1             | 7.2 | 7.4 | 8.00                    | 17.00 | 13.00 | 29.5       | 30.8 | 30.5 |
| CR2       | Avg. | 31.79          | 30.94 | 32.05 | 8.78                    | 8.88  | 8.77  | 8.80   | 8.89  | 8.76  | 8.25 | 8.19 | 8.23 | 4.0             | 4.4 | 4.8 | 3.12                    | 4.89  | 5.94  | 28.5       | 28.9 | 29.1 |
|           | Min. | 30.48          | 27.96 | 30.25 | 7.99                    | 7.84  | 8.00  | 7.96   | 7.87  | 8.18  | 8.12 | 8.02 | 8.08 | 2.4             | 2.7 | 2.7 | 2.50                    | 2.50  | 2.50  | 28.0       | 26.5 | 28.3 |
|           | Max. | 33.52          | 32.33 | 33.53 | 9.81                    | 9.99  | 10.23 | 9.77   | 10.10 | 10.06 | 8.43 | 8.37 | 8.38 | 6.3             | 6.7 | 7.2 | 8.00                    | 22.00 | 13.00 | 29.6       | 30.6 | 30.6 |
| F1A       | Avg. | 31.69          | 31.08 | 32.26 | 8.69                    | 8.91  | 8.86  | 8.69   | 8.90  | 8.87  | 8.25 | 8.19 | 8.22 | 4.2             | 4.8 | 4.8 | 3.18                    | 4.24  | 5.39  | 28.5       | 28.9 | 29.1 |
|           | Min. | 30.28          | 27.94 | 30.94 | 7.82                    | 8.04  | 8.22  | 7.84   | 8.12  | 8.28  | 8.06 | 7.97 | 8.04 | 2.6             | 2.7 | 2.3 | 2.50                    | 2.50  | 2.50  | 28.0       | 26.4 | 28.1 |
|           | Max. | 33.85          | 32.53 | 33.64 | 9.97                    | 10.11 | 9.94  | 9.98   | 10.04 | 9.94  | 8.41 | 8.38 | 8.39 | 6.8             | 8.1 | 7.0 | 7.00                    | 14.00 | 14.00 | 29.4       | 30.7 | 30.5 |
| H1        | Avg. | 31.83          | 31.17 | 32.13 | 8.85                    | 8.94  | 8.87  | 8.86   | 8.95  | 8.88  | 8.24 | 8.18 | 8.23 | 4.3             | 4.4 | 4.8 | 3.09                    | 4.09  | 6.00  | 28.5       | 28.9 | 29.1 |
|           | Min. | 30.63          | 27.43 | 30.17 | 8.00                    | 8.18  | 7.93  | 7.91   | 8.18  | 8.02  | 8.06 | 7.94 | 7.96 | 2.7             | 2.5 | 2.3 | 2.50                    | 2.50  | 2.50  | 27.7       | 26.3 | 28.2 |

Contract No. EP/SP/66/12  
 Integrated Waste Management Facilities, Phase 1  
 Keppel Seghers – Zhen Hua Joint Venture  
 17<sup>th</sup> Quarterly EM&A Report

| Locations | Parameters     |       |       |                         |      |       |        |      |       |      |      |      |                 |     |     |                         |       |       |            |      |      |
|-----------|----------------|-------|-------|-------------------------|------|-------|--------|------|-------|------|------|------|-----------------|-----|-----|-------------------------|-------|-------|------------|------|------|
|           | Salinity (ppt) |       |       | Dissolved Oxygen (mg/L) |      |       |        |      |       | pH   |      |      | Turbidity (NTU) |     |     | Suspended Solids (mg/L) |       |       | Temp. (°C) |      |      |
|           |                |       |       | Surface & Middle        |      |       | Bottom |      |       |      |      |      |                 |     |     |                         |       |       |            |      |      |
|           | Jul            | Aug   | Sep   | Jul                     | Aug  | Sep   | Jul    | Aug  | Sep   | Jul  | Aug  | Sep  | Jul             | Aug | Sep | Jul                     | Aug   | Sep   | Jul        | Aug  | Sep  |
| Max.      | 32.86          | 32.63 | 33.73 | 10.55                   | 9.68 | 10.08 | 10.60  | 9.57 | 10.13 | 8.42 | 8.43 | 8.36 | 6.1             | 7.8 | 7.0 | 7.00                    | 15.00 | 16.00 | 29.7       | 30.8 | 30.5 |
| Avg.      | 32.03          | 31.01 | 32.20 | 8.95                    | 8.90 | 8.87  | 8.97   | 8.90 | 8.86  | 8.23 | 8.19 | 8.24 | 4.1             | 4.8 | 4.6 | 3.25                    | 4.46  | 5.44  | 28.5       | 28.9 | 29.2 |
| Min.      | 30.34          | 28.31 | 30.40 | 7.88                    | 7.91 | 7.89  | 7.91   | 7.95 | 7.96  | 8.12 | 8.04 | 8.08 | 2.4             | 2.5 | 2.3 | 2.50                    | 2.50  | 2.50  | 27.7       | 26.4 | 28.2 |
| Max.      | 33.86          | 32.64 | 33.95 | 10.22                   | 9.99 | 10.01 | 10.20  | 9.88 | 9.82  | 8.41 | 8.38 | 8.35 | 6.3             | 7.6 | 6.4 | 13.00                   | 12.00 | 14.00 | 29.6       | 30.7 | 30.5 |

- Notes:
- i. "Avg", "Min" and "Max" is the average, minimum and maximum respectively of the data from measurements conducted under mid-flood and mid-ebb tides at three water depths, except that of DO where the data for "Surface & Middle" and "Bottom" are calculated separately.

- 2.4.2 All of the monitoring results for temperature, DO and turbidity obtained in the reporting period complied with their corresponding Action and Limit levels. Four (4) of the general water quality monitoring results of SS had exceeded Action Level during the reporting period, while five (5) exceedances of the Limit Level of SS were also recorded. For the salinity, pH, DO, turbidity, temperature and SS, their trends were fluctuated independent to the site activities and presented in **Appendix C**.
- 2.4.3 No major pollution source which might affect the results was observed during the impact monitoring.
- 2.4.4 The water monitoring scheduled on 1 July 2022 has been cancelled due to Typhoon CHABA. No supplementary water quality monitoring event was conducted afterwards as the adverse weather (Typhoon Signal No.3 and No.8) was lasted from 30 June 2022 to 3 July 2022.
- 2.4.5 The scheduled water quality monitoring event on 10 August 2022 was cancelled due to adverse weather under tropical storm Mulan. A supplementary water quality monitoring event was conducted on 14 August 2022.
- 2.4.6 The scheduled water quality monitoring event for flood tide on 24 August 2022 was cancelled due to adverse weather under severe tropical storm Ma-on.
- 2.4.7 Details of the exceedance are presented in **Section 8**.
- 2.4.8 Implemented mitigation measures minimizing the adverse impacts on water are listed in the implementation schedule given in **Appendix B**.

### 3. NOISE MONITORING

#### 3.1 Noise Monitoring Parameters

3.1.1 Impact noise monitoring was conducted weekly in the reporting period between 0700 and 1900 hours on normal weekdays. Additional impact noise monitoring was conducted weekly in the reporting period between 1900 and 0700 hours on all days as well as public holidays and Sundays.

3.1.2 Construction noise level measured in terms of the A-weighted equivalent continuous sound pressure level ( $L_{Aeq}$ ).  $L_{eq\ 30min}$  was used as the monitoring parameter for the time period between 0700 and 1900 hours on normal weekdays.  $L_{eq\ 5min}$  was used as the monitoring parameter for the time period between 1900 and 0700 hours as well as public holidays and Sundays. **Table 3.1** summarizes the monitoring parameters, frequency and duration of the impact noise monitoring and additional impact noise monitoring.

**Table 3.1 Noise Monitoring Parameters, Time, Frequency and Duration**

| Monitoring Station                 | Time   | Duration  | Parameters                        |
|------------------------------------|--|---|-----------------------------------|
| M1/ N_S1,<br>M2/ N_S2,<br>M3/ N_S3 | Day time:<br>0700-1900 hrs<br>(during normal weekdays)   | Once per week<br>$L_{eq\ 5min}/L_{eq\ 30min}$ (average<br>of 6 consecutive $L_{eq\ 5min}$ ) | $L_{eq}$ , $L_{10}$ &<br>$L_{90}$ |
|                                    | Evening time:<br>1900-2300 hrs (including normal<br>weekdays, also public holidays and<br>Sundays) | Once per week<br>$L_{eq\ 5min}$ (3 sets of $L_{eq\ 5min}$ )                                 | $L_{eq}$ , $L_{10}$ &<br>$L_{90}$ |
|                                    | Night time:<br>2300-0700 hrs (including normal<br>weekdays, also public holidays and<br>Sundays)   | Once per week<br>$L_{eq\ 5min}$ (3 sets of $L_{eq\ 5min}$ )                                 | $L_{eq}$ , $L_{10}$ &<br>$L_{90}$ |

#### 3.2 Noise Monitoring Locations

3.2.1 Three noise monitoring locations for impact monitoring and additional impact monitoring at the nearby sensitive receivers are shown in **Figure 3.1**



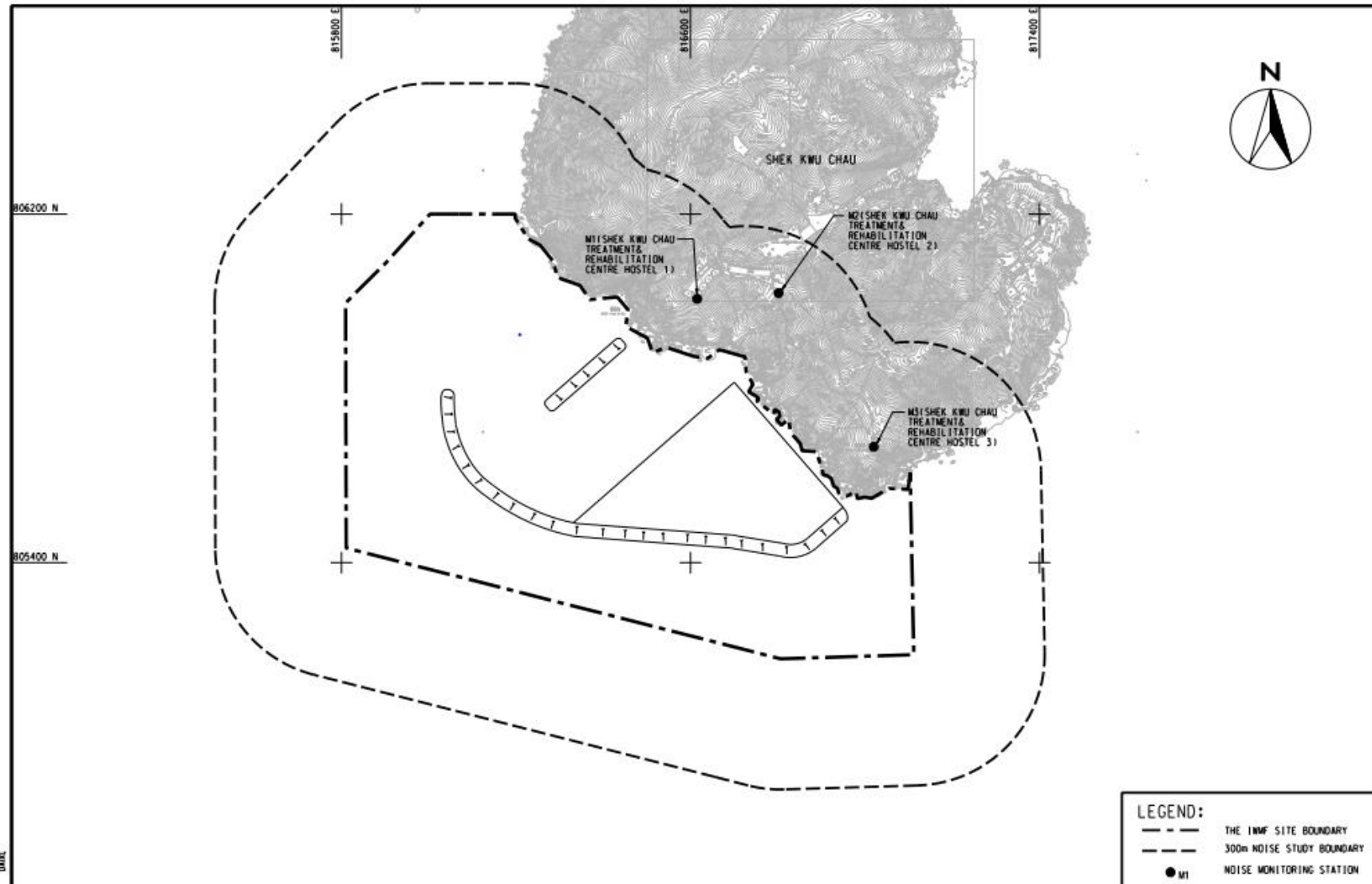


Figure 3.1 Noise monitoring locations at SKC

3.2.2 M1, M2 and M3 are Shek Kwu Chau Treatment and Rehabilitation Centre Hostel 1, 2 and 3 respectively of The Society for the Aid and Rehabilitation of Drug Abusers (SARDA) located at southern part of Shek Kwu Chau.

3.2.3 Measurements at M1 & M3 were conducted at a point 1m from the exterior of the sensitive receivers building façade and at a position 1.2m above the ground. Measurement setup at M3 has been varying with minor adjustment to minimize the disturbance to the users of Treatment Centre. Measurement at M2 was conducted at a point 1m from building façade of the ceiling of 1st floor level for avoidance of mutual disturbance with users of Treatment Centre. The minor adjustment of monitoring locations, which were in favour to mutual convenience with the users of Treatment Centre, were found with no effect on monitoring result based on on-site observation and experience from the Baseline monitoring of the Project.

3.2.4 The noise monitoring stations are summarized in **Table 3.2** below.

**Table 3.2 Noise Monitoring Location**

| Station | NSR ID in EIA Report | Noise Monitoring Location                                | Type of sensitive receiver(s) | Measurement Type |
|---------|----------------------|--|-------------------------------|------------------|
| M1      | N_S1                 | Shek Kwu Chau Treatment & Rehabilitation Centre Hostel 1 | Residential                   | Façade           |
| M2      | N_S2                 | Shek Kwu Chau Treatment & Rehabilitation Centre Hostel 2 | Residential                   | Façade           |
| M3      | N_S3                 | Shek Kwu Chau Treatment & Rehabilitation Centre Hostel 3 | Residential                   | Façade           |

### 3.3 Action and Limit Levels

3.3.1 The Action/Limit Levels in line with the criteria of Practice Note for Professional Persons (ProPECC PN 2/93) “Noise from Construction Activities – Non-statutory Controls” and Technical Memorandum on Environmental Impact Assessment Process issued by HKSAR Environmental Protection Department [“EPD”] under the Environmental Impact Assessment Ordinance, Cap 499, S.16 is presented in **Table 3.3**.

**Table 3.3 Action and Limit Levels for Noise per Updated EM&A Manual**

| Time Period                      | Action                                    | Limit (dB(A)) |
|----------------------------------|---|---------------|
| 0700-1900 hrs on normal weekdays | When one documented complaint is received | 75 dB(A)      |

Notes: If works are to be carried out during restricted hours, the conditions stipulated in the Construction Noise Permit (CNP) issued by the Noise Control Authority have to be followed.

### 3.4 Monitoring Results and Observations

3.4.1 Impact monitoring for noise impact for daytime was conducted in the reporting period. The impact noise levels at Noise Monitoring Stations at SKC (i.e. M1/ N\_S1 to M3/ N\_S3) are summarized in **Table 3.5**. Additional impact monitoring during restricted hours was conducted in the reporting period. The additional impact noise levels at Noise Monitoring Stations at SKC (i.e. M1/ N\_S1 to M3/ N\_S3) are summarized in **Table 3.6** and **Table 3.7** respectively. Trending of the noise monitoring results is presented graphically in **Appendix D**.

- 3.4.2 Major construction activity, major noise source and extreme weather which might affect the results were recorded during the impact monitoring.
- 3.4.3 According to our field observations, the major noise source identified at the noise monitoring station in the reporting quarter are summarised in **Table 3.4**. Sound from the intermittent piling work was the noticeable noise source for monitoring stations M1, M2 and M3. Air conditioning units were also observed at station M3 during the impact monitoring.

**Table 3.4 Summary of Field Observation**

| Monitoring Station | Major Noise Source  |
|--------------------|---|
| M1                 | Sound from the intermittent piling work                   |
| M2                 | Sound from the intermittent piling work                   |
| M3                 | Sound from the intermittent piling work, air-conditioners |

- 3.4.4 No data from impact monitoring during daytime had exceeded the stipulated limit level at 75 dB(A).

**Table 3.5 Summary of Impact Noise Monitoring Results during Daytime (0700 – 1900 hrs)**

| Location | Noise in dB(A)                 |        |        |                                |        |        |                                |        |        |
|----------|--------------------------------|--------|--------|--------------------------------|--------|--------|--------------------------------|--------|--------|
|          | Range of L <sub>eq</sub> 30min |        |        | Range of L <sub>10</sub> 30min |        |        | Range of L <sub>90</sub> 30min |        |        |
|          | Jul                            | Aug    | Sep    | Jul                            | Aug    | Sep    | Jul                            | Aug    | Sep    |
| M1       | 60.4 –                         | 61.5 – | 61.1 – | 63.3 –                         | 65.0 – | 64.8 – | 59.9 –                         | 53.4 – | 56.6 – |
|          | 65.8                           | 65.8   | 65.5   | 68.6                           | 68.9   | 70.2   | 62.9                           | 61.9   | 59.2   |
| M2       | 54.0 –                         | 56.2 – | 57.4 – | 57.1 –                         | 58.5 – | 59.8 – | 49.3 –                         | 52.2 – | 54.2 – |
|          | 62.9                           | 60.8   | 63.1   | 64.9                           | 63.8   | 65.6   | 58.6                           | 56.0   | 59.6   |
| M3       | 57.1 –                         | 56.5 – | 60.9 – | 57.6 –                         | 58.1 – | 63.0 – | 56.6 –                         | 51.4 – | 57.1 – |
|          | 65.1                           | 63.2   | 63.1   | 66.9                           | 65.0   | 66.8   | 63.0                           | 61.4   | 59.2   |

- 3.4.5 Applicable mitigation measures for construction works are fully implemented as shown in **Appendix B**, where double-glazed windows and air conditioning system were also installed and confirmed operable for the NSRs (N\_S1, N\_S2 & N\_S3).
- 3.4.6 During the noise monitoring event, frontline staff of ET have inquired the treatment centre users on any noise disturbance from the construction activities at evening and night time, where no complaint and adverse opinions was received.
- 3.4.7 Data from impact monitoring during evening time and night time were compared with the NCO criteria. Where site inspection and auditing on Contractor's record have shown that the conditions stipulated in the Construction Noise Permit (CNP) issued by the Noise Control Authority for construction works during restricted hours were followed. No inappropriate practice were spotted during evening time and night time construction works, thus the stipulated requirement on noise impact control during night time and evening time was achieved.

**Table 3.6 Summary of the Additional Impact Noise Monitoring Results during Evening Time (1900-2300 hrs)**

| Location | Noise in dB(A)                |                |                |                               |                |                |                               |                |                |
|----------|-------------------------------|----------------|----------------|-------------------------------|----------------|----------------|-------------------------------|----------------|----------------|
|          | Range of L <sub>eq</sub> 5min |                |                | Range of L <sub>10</sub> 5min |                |                | Range of L <sub>90</sub> 5min |                |                |
|          | Jul                           | Aug            | Sep            | Jul                           | Aug            | Sep            | Jul                           | Aug            | Sep            |
| M1       | 52.3 –<br>55.9                | 50.0 –<br>58.8 | 48.4 –<br>52.2 | 53.0 –<br>56.8                | 50.7 –<br>61.2 | 49.6 –<br>53.7 | 50.9 –<br>54.7                | 49.3 –<br>53.9 | 46.9 –<br>51.1 |
| M2       | 43.5 –<br>58.2                | 53.2 –<br>57.8 | 51.0 –<br>57.1 | 44.4 –<br>60.4                | 53.9 –<br>59.2 | 51.8 –<br>58.3 | 42.6 –<br>55.9                | 52.2 –<br>55.9 | 49.9 –<br>56.3 |
| M3       | 52.7 –<br>56.9                | 49.0 –<br>57.5 | 46.6 –<br>56.9 | 52.8 –<br>58.1                | 51.5 –<br>58.4 | 48.7 –<br>58.7 | 46.8 –<br>55.5                | 46.4 –<br>56.7 | 42.0 –<br>56.0 |

**Table 3.7 Summary of Additional Impact Noise Monitoring Results during Night Time (2300 – 0700 hrs)**

| Location | Noise in dB(A)                |                |                |                               |                |                |                               |                |                |
|----------|-------------------------------|----------------|----------------|-------------------------------|----------------|----------------|-------------------------------|----------------|----------------|
|          | Range of L <sub>eq</sub> 5min |                |                | Range of L <sub>10</sub> 5min |                |                | Range of L <sub>90</sub> 5min |                |                |
|          | Jul                           | Aug            | Sep            | Jul                           | Aug            | Sep            | Jul                           | Aug            | Sep            |
| M1       | 49.0 –<br>53.9                | 46.3 –<br>54.8 | 48.3 –<br>49.7 | 49.6 –<br>55.4                | 46.7 –<br>56.7 | 48.9 –<br>50.6 | 48.1 –<br>52.4                | 45.8 –<br>52.1 | 46.3 –<br>49.3 |
| M2       | 43.6 –<br>53.7                | 51.7 –<br>55.4 | 49.4 –<br>56.0 | 44.2 –<br>56.8                | 52.0 –<br>58.0 | 49.7 –<br>56.1 | 42.1 –<br>51.9                | 50.6 –<br>53.9 | 47.8 –<br>55.9 |
| M3       | 47.1 –<br>56.0                | 41.6 –<br>57.1 | 46.7 –<br>56.3 | 48.1 –<br>56.9                | 42.5 –<br>57.5 | 47.1 –<br>58.7 | 43.6 –<br>55.3                | 40.2 –<br>56.6 | 40.7 –<br>52.4 |

## 4. WASTE

- 4.1 The waste generated from this Project includes inert construction and demolition (C&D) materials, and non-inert C&D materials. Non-inert C&D materials are made up of general refuse, vegetative wastes and recyclable wastes such as plastics and paper/cardboard packaging waste. Steel materials generated from the project are also grouped into non-inert C&D materials as the materials were not disposed of with other inert C&D materials.
- 4.2 As advised by the Contractor, for C&D waste, 63,874.9m<sup>3</sup> C&D material was generated on site in the reporting months and disposed as public fill. 283.3kg of paper was generated on site and collected by registered recycling collector. 6.0kg of plastic waste was collected by registered recycling collector. 148,090.0kg of metal waste was collected by registered recycling collector. No chemical waste was collected by the licensed chemical waste collector. 429.0m<sup>3</sup> of other types of wastes (e.g. general refuse) were generated on site and disposed of at Landfill. 112.5 m<sup>3</sup> of fill sand, 833.3m<sup>3</sup> of fill rock and 58,323.5m<sup>3</sup> of public fill were imported during the reporting quarter.
- 4.3 Chemical waste generated from land-based construction activities was stored in the chemical waste cabinet for temporary storage.
- 4.4 With reference to relevant handling records and trip tickets of this Project, the quantities of different types of waste generated in the reporting period are summarised in **Table 4.1**. Details of cumulative waste management data are presented as a waste flow table in **Appendix E**.
- 4.5 Although there is not much waste generation in the reporting period from the Project, the Contractor is reminded to sort and store any solid and liquid waste on-site properly prior to disposal.

**Table 4.1 Quantities of Waste Generated from the Project**

| Reporting Month          | Actual Quantities of Inert C&D Materials Generated Monthly |  |                          |                          |                          |               |             |             | Actual Quantities of C&D Wastes Generated Monthly |                             |                       |                |                          |  |
|--------------------------|--|--|--------------------------|--------------------------|--------------------------|---------------|-------------|-------------|---|-----------------------------|-----------------------|----------------|--------------------------|--|
|                          | Total Quantity Generated                                   | Hard Rock and Large Broken Concrete (see Note 1) | Reused in the Contract   | Reused in other Projects | Disposed as Public Fill  | Imported Fill |             |             | Metals  | Paper / cardboard packaging | Plastics (see Note 2) | Chemical Waste |                          | Others, e.g. general refuse (see Note 3) |
|                          |  |  |                          |                          |                          | Sand          | Public Fill | Rock        |   |                             |                       | (in ,000kg)    | (in ,000L)               |  |
| (in ,000m <sup>3</sup> ) | (in ,000m <sup>3</sup> )                                   | (in ,000m <sup>3</sup> )                         | (in ,000m <sup>3</sup> ) | (in ,000m <sup>3</sup> ) | (in ,000m <sup>3</sup> ) |               |             | (in ,000kg) | (in ,000kg)                                       | (in ,000kg)                 | (in ,000kg)           | (in ,000L)     | (in ,000m <sup>3</sup> ) |  |
| July 2022                | 25.7183  | 0  | 0                        | 25.7183                  | 0                        | 0.1125        | 0.8333      | 17.5210     | 0   | 0.6400                      | 0.0060                | 0              | 0                        | 0.1235                                   |
| Aug 2022                 | 13.2494  | 0  | 0                        | 13.2494                  | 0                        | 0             | 0           | 24.5210     | 76.0300   | 1.8870                      | 0                     | 0              | 0                        | 0.1170                                   |
| Sep 2022                 | 24.9072  | 0  | 0                        | 24.8494                  | 0                        | 0             | 0           | 16.2815     | 72.0600   | 0.3060                      | 0                     | 0              | 0                        | 0.1885                                   |

Notes:

1. Broken concrete for recycling into aggregates.
2. Plastic refer to plastic bottles / containers, plastic sheets / foam from packaging materials.
3. Use the conversion factor: 1 full load of dumping truck being equivalent to 6.5 m<sup>3</sup> by volume.
4. Use the conversion factor: rock density = 2 T/m<sup>3</sup>.

## 5. CORAL

### 5.1 Coral Monitoring Parameters

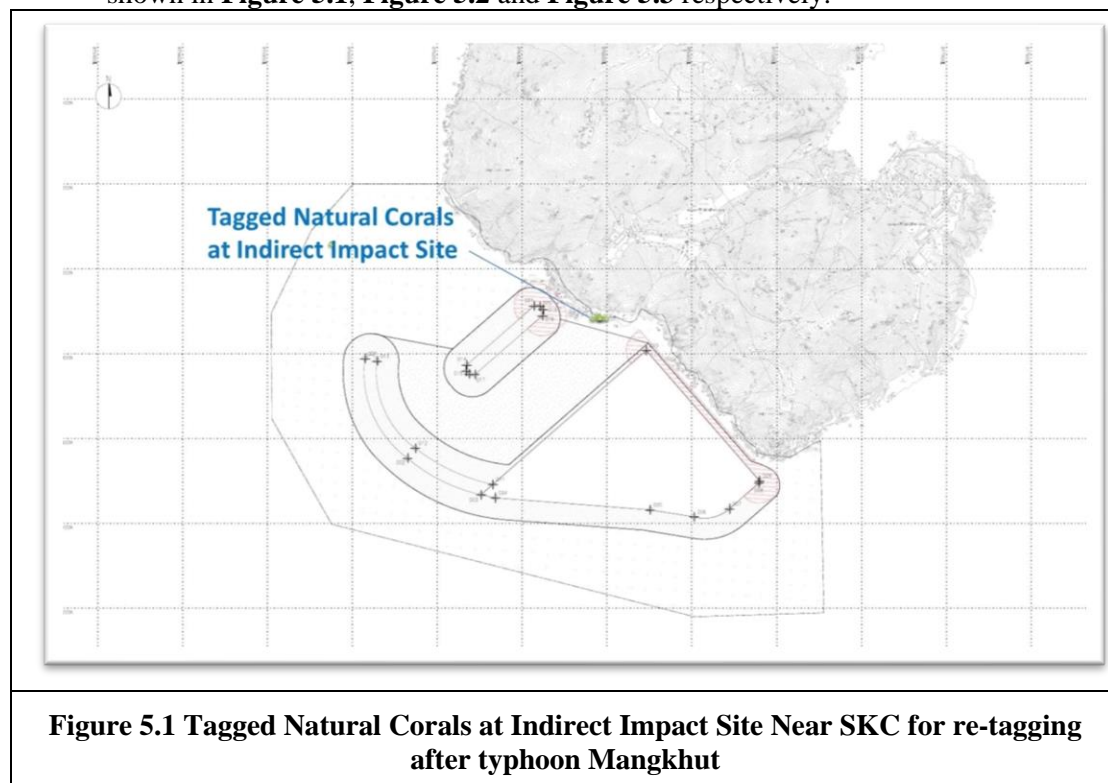
5.1.1 Ten (10) tagged coral colonies at each site of suggested control site and indirect impact site are being monitored weekly for the first month and followed by monthly monitoring for three months. The selected Control Site is located at Yuen Kong Chau of Soko Islands about 7 km away from the project area. After the hitting of super typhoon Mangkhut in mid-September 2018, the coral re-tagging activities at indirect impact site and control site were conducted in November and December 2018 respectively. Tagged coral colonies at the proposed recipient site are being monitored quarterly for one year and the last post-translocation coral monitoring was completed on 28 Mar 2019. The selected recipient site R3 is located the opposite side of the Project area at about 2 km away.

5.1.2 Monitoring recorded the following parameters (using the same methodology adopted during the pre-translocation survey); the size, presence, health conditions (percentage of mortality/bleaching) and percentage of sediment of each trans-located coral colony. The general environmental conditions including weather, sea, and tidal conditions of survey sites were monitored.

5.1.3 Health status of coral was assessed by the following criteria:  
Hard coral: Percentage of surface area exhibiting partial mortality and blanched/bleached area of each coral colony and degree of sedimentation.

### 5.2 Coral Monitoring Locations

Location of the ten tagged coral colonies at each of the proposed indirect impact site, control site, the recipient site R3 and REA transect at proposed indirect impact site are shown in **Figure 5.1**, **Figure 5.2** and **Figure 5.3** respectively:



**Figure 5.1 Tagged Natural Corals at Indirect Impact Site Near SKC for re-tagging after typhoon Mangkhut**





**Figure 5.2 Tagged Natural Corals at Control Site Near Yuen Kong Chau for re-tagging after typhoon Mangkhut**



**Figure 5.3 Tagged Translocation Corals at Recipient Site R3 near SKC**

5.2.1 The GPS coordinates of the tagged coral colonies and retagged coral colonies at both indirect impact site, control site and recipient site R3 were shown in **Table 5.1**, **Table 5.2** and **Table 5.3** respectively.



**Table 5.1 Tagged Natural Corals during Baseline and Re-tagged Natural Corals after Typhoon Manghkut at Control Site near Yuen Long Chau**

| Coral # <sup>note i</sup> | GPS Coordinates |                |
|---------------------------|-----------------|----------------|
| 1                         | N22°09'45.96"   | E113°54'57.81" |
| 2R                        | N22°11'29.12"   | E113°59'09.01" |
| 3                         | N22°09'45.81"   | E113°54'57.78" |
| 4                         | N22°09'45.70"   | E113°54'57.95" |
| 5R                        | N22°11'29.10"   | E113°59'09.18" |
| 6                         | N22°09'45.75"   | E113°54'58.02" |
| 7R                        | N22°11'29.17"   | E113°59'08.86" |
| 7                         | N22°09'45.65"   | E113°54'57.94" |
| 8                         | N22°09'45.53"   | E113°54'57.90" |
| 9                         | N22°09'46.23"   | E113°54'54.70" |
| 10R                       | N22°11'29.18"   | E113°59'08.91" |

Notes:

- i. The re-tagged corals were marked as ##R.

**Table 5.2 Re-tagged Natural Corals after Typhoon Manghkut at Indirect Impact Site near SKC**

| Coral # <sup>note i</sup> | GPS Coordinates |                |
|---------------------------|-----------------|----------------|
| 11R                       | N22°11'29.14"   | E113°59'08.92" |
| 12R                       | N22°11'29.12"   | E113°59'09.01" |
| 13R                       | N22°11'29.11"   | E113°59'09.07" |
| 14R                       | N22°11'29.13"   | E113°59'09.12" |
| 15R                       | N22°11'29.10"   | E113°59'09.18" |
| 16R                       | N22°11'29.07"   | E113°59'09.23" |
| 17R                       | N22°11'29.17"   | E113°59'08.86" |
| 18R                       | N22°11'29.14"   | E113°59'08.94" |
| 19R                       | N22°11'29.20"   | E113°59'08.81" |
| 20R                       | N22°11'29.18"   | E113°59'08.91" |

Notes:

- i. The re-tagged corals were marked as ##R.

**Table 5.3 GPS Coordinates of Recipient Site R3**

| Site | GPS Coordinates |             |
|------|-----------------|-------------|
| R3   | N22°11'43.69"   | E113°28.99" |

### 5.3 Action and Limit Levels

- 5.3.1 Monitoring result was reviewed and compared against the below Action Level and Limit Level (AL/LL) as set with the below **Table 5.4** and **Table 5.5**.

**Table 5.4 Action and Limit Levels for Construction Phase Coral Monitoring**

| Parameter | Action Level  | Limit Level  |
|-----------|---|--|
| Mortality | If during Impact Monitoring a 15% increase in the percentage of partial mortality on the corals occurs at more than 20% of the tagged indirect impact site coral colonies that is not recorded on the tagged corals at the control site, then the Action Level is exceeded. | If during Impact Monitoring a 25% increase in the percentage of partial mortality on the corals occurs at more than 20% of the tagged indirect impact site coral colonies that is not recorded on the tagged corals at the control site, then the Limit Level is exceeded. |

**Table 5.5 Action and Limit Levels for Post-Translocation Coral Monitoring**

| Parameter | Action Level   | Limit Level   |
|-----------|--|---|
| Mortality | If during Post-Translocation Monitoring a 15% increase in the percentage of partial mortality on the corals occurs at more than 20% of the translocated coral colonies that is not recorded on the original corals in the recipient site, then the Action Level is exceeded. | If during Post-Translocation Monitoring a 25% increase in the percentage of partial mortality on the corals occurs at more than 20% of the translocated coral colonies that is not recorded on the original corals in the recipient site, then the Limit Level is exceeded. |

#### 5.4 Monitoring Results and Observations

- 5.4.1 Ten (10) hard coral colonies were monitored at each site of Control and Indirect Impact sites as suggested in the Construction Phase Monitoring Plan. The general health conditions (size, mortality, bleaching and sediment) were recorded and summarized in **Table 5.7** and **Table 5.8**. Photos of each tagged coral colonies were taken during the monitoring activities and shown in **Appendix F**.
- 5.4.2 The 15<sup>th</sup> quarterly coral monitoring during construction phase at both Indirect Impact Site and Control Site was conducted on 30 September 2022 and the weather condition was summarized in **Table 5.6**.

**Table 5.6 Weather Condition for the 15<sup>th</sup> Quarterly Coral Monitoring during Construction Phase at both Indirect Impact Site and Control Site**

| <b>Date</b>                     | <b>Condition</b>  | <b>Average Underwater Visibility</b> |
|---------------------------------|---|--------------------------------------|
| 30 <sup>th</sup> September 2022 | <ul style="list-style-type: none"><li>- Northeast force 5 to 6</li><li>- Mainly cloudy with sunny intervals during the day.</li></ul> | Less than 10 cm                      |

**Table 5.7 Sizes, Condition, Mortality, Bleaching and Sediment of 10 Natural Coral Colonies at Control Site of 15<sup>th</sup> Quarterly Coral Monitoring (30 September 2022) during 49<sup>th</sup> to 51<sup>st</sup> Monthly Construction Phase Monitoring**

| Coral # | Species                         | Size (cm) – Max. Diameter | Condition | Mortality (%)                       |             | Bleaching (%)                       |             | Sediment (%)                        |             |
|---------|---------------------------------|---------------------------|-----------|-------------------------------------|-------------|-------------------------------------|-------------|-------------------------------------|-------------|
|         |                                 |                           |           | Baseline (26 Jun 2018 & 3 Dec 2018) | 30 Sep 2022 | Baseline (26 Jun 2018 & 3 Dec 2018) | 30 Sep 2022 | Baseline (26 Jun 2018 & 3 Dec 2018) | 30 Sep 2022 |
| 1       | <i>Goniopora stutchburyi</i>    | 25                        | Good      | 0                                   | 0           | 0                                   | 0           | 0                                   | 0           |
| 2R      | <i>Goniopora stutchburyi</i>    | 10                        | Good      | 0                                   | 0           | 0                                   | 0           | 0                                   | 0           |
| 3       | <i>Psammocora superficialis</i> | 18                        | Good      | 0                                   | 0           | 0                                   | 0           | 0                                   | 0           |
| 4       | <i>Turbinaria peltata</i>       | 13                        | Good      | 0                                   | 0           | 0                                   | 0           | 0                                   | 0           |
| 5R      | <i>Goniopora stutchburyi</i>    | 18                        | Good      | 0                                   | 0           | 0                                   | 0           | 0                                   | 0           |
| 6       | <i>Cyphastrea serailia</i>      | 43                        | Good      | 0                                   | 0           | 0                                   | 0           | 0                                   | 0           |
| 7R      | <i>Coscinaraea</i> sp.          | 15                        | Good      | 0                                   | 0           | 0                                   | 0           | 0                                   | 0           |
| 8       | <i>Goniopora stutchburyi</i>    | 21                        | Good      | 0                                   | 0           | 0                                   | 0           | 0                                   | 0           |
| 9       | <i>Goniopora stutchburyi</i>    | 11                        | Good      | 0                                   | 0           | 0                                   | 0           | 0                                   | 0           |
| 10R     | <i>Goniopora stutchburyi</i>    | 20                        | Good      | 0                                   | 0           | 0                                   | 0           | 0                                   | 0           |

Notes:

- i. The re-tagged corals were marked as ##R.

**Table 5.8 Sizes, Condition, Mortality, Bleaching and Sediment of 10 Natural Coral Colonies at Indirect Impact Site of 15<sup>th</sup> Quarterly Coral Monitoring (30 September 2022) during 49<sup>th</sup> to 51<sup>st</sup> Monthly Construction Phase Monitoring**

| Coral # | Species                         | Size (cm) – Max. Diameter | Condition | Mortality (%)          |             | Bleaching (%)          |             | Sediment (%)           |             |
|---------|---------------------------------|---------------------------|-----------|------------------------|-------------|------------------------|-------------|------------------------|-------------|
|         |                                 |                           |           | Baseline (23 Nov 2018) | 30 Sep 2022 | Baseline (23 Nov 2018) | 30 Sep 2022 | Baseline (23 Nov 2018) | 30 Sep 2022 |
| 11R     | <i>Cyphastrea serailia</i>      | 48                        | Good      | 0                      | 0           | 0                      | 0           | 0                      | 0           |
| 12R     | <i>Favites chinensis</i>        | 27                        | Good      | 0                      | 0           | 0                      | 0           | 0                      | 0           |
| 13R     | <i>Turbinaria peltata</i>       | 21                        | Good      | 0                      | 0           | 0                      | 0           | 0                      | 0           |
| 14R     | <i>Favites chinensis</i>        | 8                         | Good      | 0                      | 0           | 0                      | 0           | 0                      | 0           |
| 15R     | <i>Goniopora stutchburyi</i>    | 11                        | Good      | 0                      | 0           | 0                      | 0           | 0                      | 0           |
| 16R     | <i>Psammocora superficialis</i> | 27                        | Good      | 0                      | 0           | 0                      | 0           | 0                      | 0           |
| 17R     | <i>Favites chinensis</i>        | 15                        | Good      | 0                      | 0           | 0                      | 0           | 0                      | 0           |
| 18R     | <i>Psammocora superficialis</i> | 39                        | Good      | 0                      | 0           | 0                      | 0           | 0                      | 0           |
| 19R     | <i>Psammocora superficialis</i> | 42                        | Good      | 0                      | 0           | 0                      | 0           | 0                      | 0           |
| 20R     | <i>Psammocora superficialis</i> | 29                        | Good      | 0                      | 0           | 0                      | 0           | 0                      | 0           |

Notes:

- i. The re-tagged corals were marked as ##R.

- 5.4.3 The re-tagging activity had been done at both Indirect Impact Site and Control Site in November 2018 and December 2018 respectively. A total of 20 tagged coral colonies (10 at control site and 10 at indirect impact site including the re-tagged coral colonies) were monitored. Similar to the baseline results performed in June, November and December 2018 and the results of the previous quarterly coral monitoring during construction phase, the health condition of all tagged and re-tagged coral colonies at Indirect Impact Site and Control site were good in general. No increased mortality was recorded during the survey in June 2022.
- 5.4.4 No sediment, bleaching or increased mortality in the general condition of coral colonies were observed during the 15<sup>th</sup> quarterly coral monitoring period. No deterioration of the coral community was observed in the ecological monitoring results when compared with the baseline ecological monitoring results. There is no AL/LL exceedance during the monitoring period.

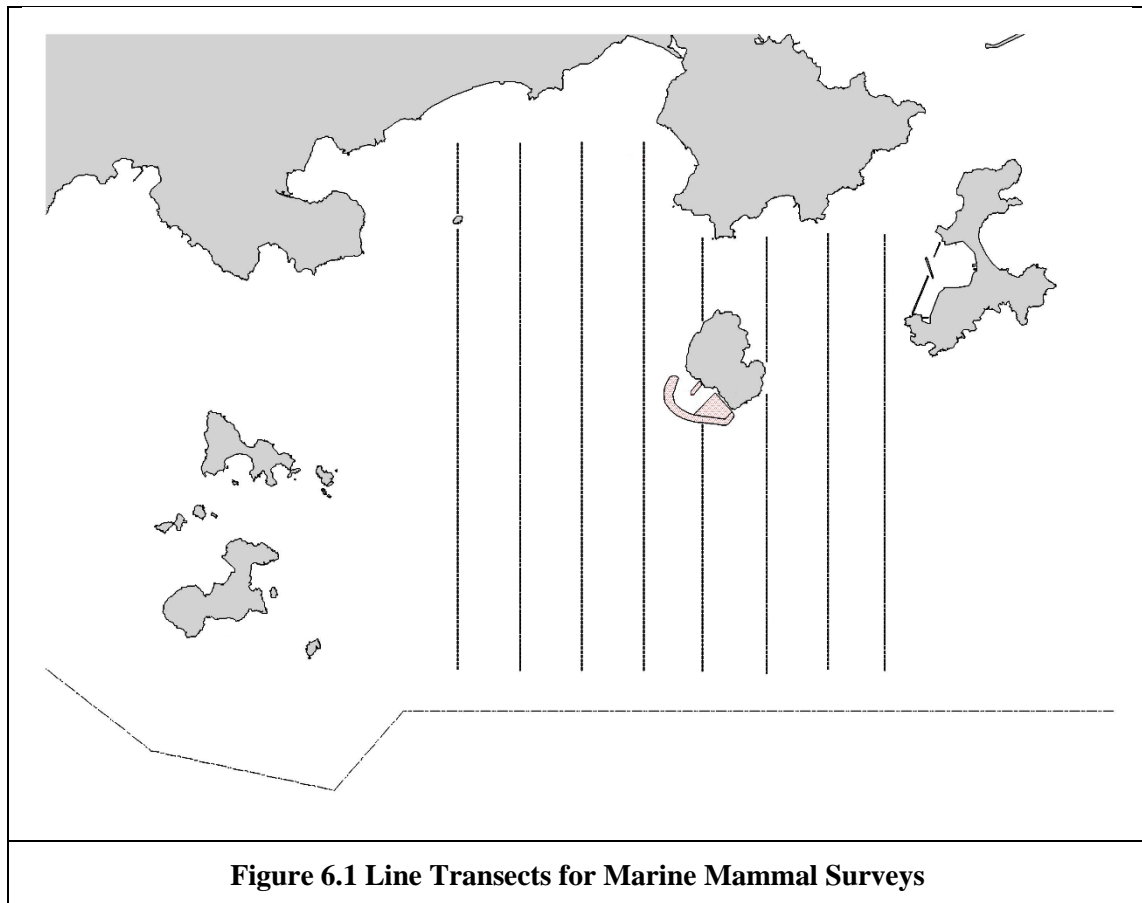
## 6. MARINE MAMMAL

### 6.1 Survey Methods

#### 6.1.1 Vessel-based Line-transect Survey

6.1.1.1 For the vessel-based marine mammal surveys, the monitoring team adopted the standard line-transect method (Buckland et al. 2001) as same as that adopted during the EIA study and pre-construction phase monitoring to allow fair comparison of marine mammal monitoring results.

6.1.1.2 Eight transect lines are set at Southeast Lantau survey area, including Shek Kwu Chau, waters between Shek Kwu Chau and the Soko Islands, inshore waters of Lantau Island (e.g. Pui O Wan) as well as southwest corner of Cheung Chau as shown in **Figure 6.1** below:

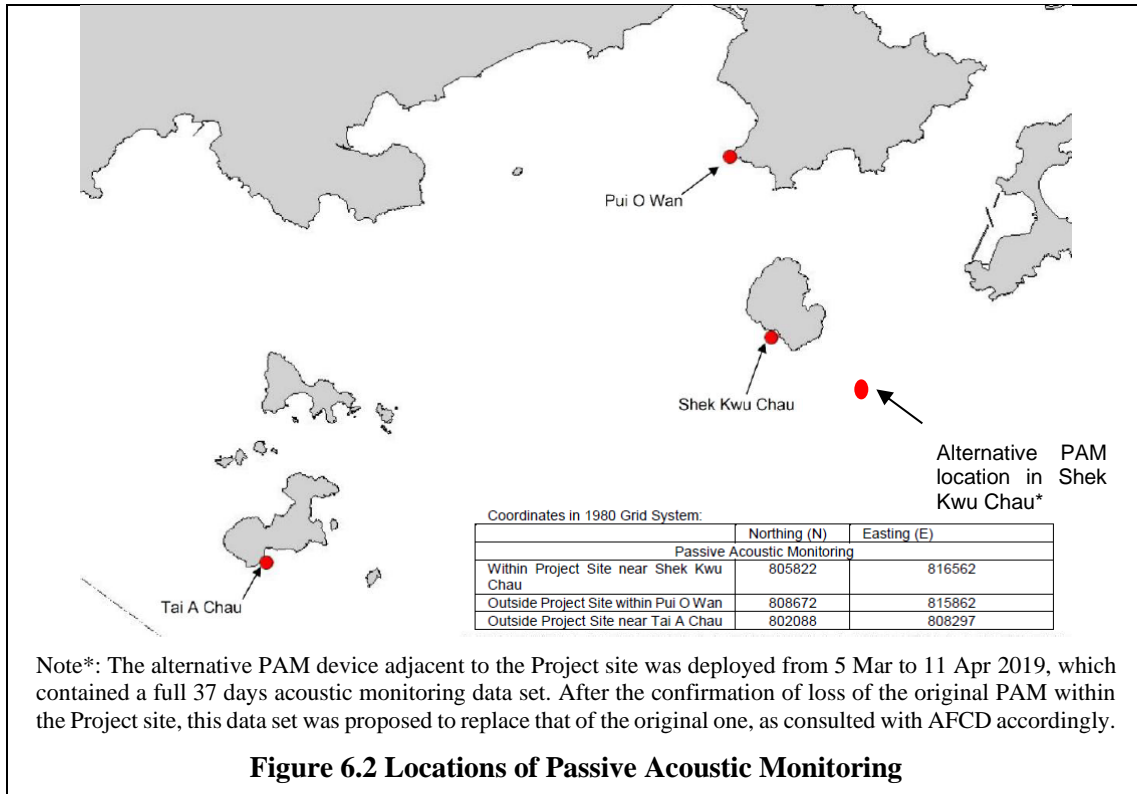


6.1.1.3 In comparison to the baseline monitoring results, results from the analyzed construction phase monitoring data would allow the detection of any changes of their usage of habitat, in response to the scheduled construction works.

#### 6.1.2 Passive Acoustic Monitoring (PAM)

6.1.2.1 The PAM aims to study the usage of an area by Finless Porpoise by using an array of automated static porpoise detectors (e.g. C-POD) which would be deployed at different locations to detect the unique ultra-high frequency sounds produced by

Finless Porpoise. During the construction period, the PAM survey will be conducted including placement of two passive porpoise detectors outside the Project Area as control site (i.e. within Pui O Wan and to the south of Tai A Chau) and one porpoise detector within the Project Area (i.e. near Shek Kwu Chau) as shown in **Figure 6.2** below.



**Figure 6.2 Locations of Passive Acoustic Monitoring**

6.1.2.2 These three detectors will be deployed on-site to carry out 24-hours monitoring for a period listed as **Table 6.1** below during the construction phase.

**Table 6.1 PAM Deployment Period**

| Season      | Months   | Deployment Period   |
|-------------|--|---|
| Peak Season | December, January, February, March, April or May | At least 30 days during the peak months of porpoise occurrence in South Lantau waters |

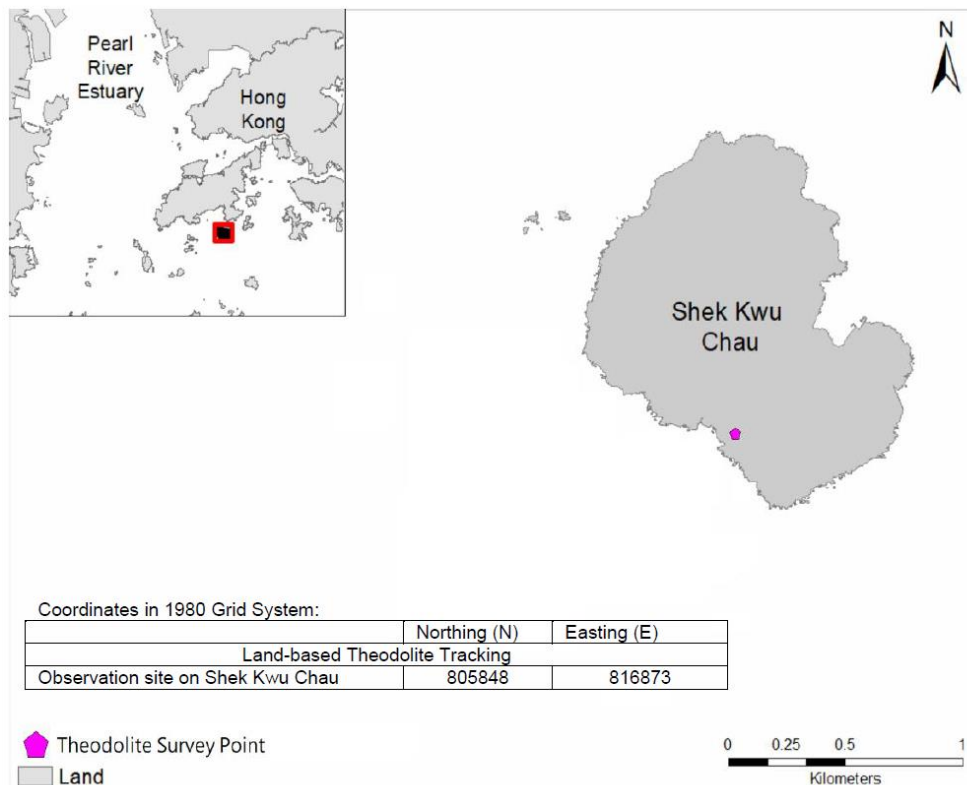
6.1.2.3 The automated static porpoise detectors shall detect the presence and number of finless porpoise and Chinese White Dolphins respectively over the deployment period, with the false signal such as boat sonar and sediment transport noise distinguished and filtered out. The detectors shall be deployed and retrieved by professional dive team on the seabed of the three selected location shown in **Figure 6.2**. During each deployment, the C-POD unit serial numbers as well as the time and date of deployments shall be recorded. Information including the GPS positions and water depth at each of the deployment locations shall also be obtained.

6.1.2.4 The diel patterns (i.e. 24-hour activity pattern) of finless porpoise occurrence among the three sites at Shek Kwu Chau, Tai A Chau and Pui O Wan shall be analyzed. Peaks and troughs of finless porpoise occurrence per hour of day would be identified and compared with the results obtained from pre-construction monitoring.



### 6.1.3 Land-based Theodolite Tracking

6.1.3.1 The Land-based Theodolite Tracking study would use the same station as in the AFCD monitoring study (same as the baseline monitoring location), which is situated at the southwest side of Shek Kwu Chau (GPS position: 22°11.47' N and 113°59.33' E) as shown in below **Figure 6.3**. The station was selected based on its height above sea level (at least 20 metres), close proximity to shore, and relatively unobstructed views of the entire Project Area to the southwest of Shek Kwu Chau. The height of the Shek Kwu Chau Station established by the HKCRP team is 74.6 m high at mean low water, and only a few hundred metres to the IWMF reclamation site, which is ideal for the purpose for the present behavioural and movement monitoring of finless porpoises as well during construction phase considering there as an un-obstructed vantage point at a height above the Project Site.



**Figure 6.3 Locations of Land-based Theodolite Tracking**

6.1.3.2 During the construction phase, Land-based Theodolite Tracking will be carried out for approximately six hours of tracking for each day of field work for a period listed as **Table 6.2** below, preferably at the initial stage of the construction period (i.e. December 2018 to May 2019).

**Table 6.2 Land-based Theodolite Tracking Survey Period**

| Season      | Months   | Survey Period  |
|-------------|--|--|
| Peak Season | December, January, February, March, April or May | 30 days during the peak months of porpoise occurrence in South Lantau waters |

6.1.3.3 The monitoring period for land-based theodolite tracking will be proposed to be overlapped with the PAM. The monitoring team consists of one experienced theodolite operator and at least two field observers for assistance. To conduct

theodolite tracking, the observers will search systematically for Finless Porpoise using the unaided eye and 7 x 50 handheld binoculars on each survey day throughout the study area. When an individual or group of porpoises is located, a theodolite tracking session will be initiated and focal follow methods will be used to track the porpoise(s). Behavioural state data (i.e. resting, milling, travelling, feeding and socializing) shall also be recorded every 5 minutes for the focal individual or group. Positions of porpoises and boats shall be measured using a digital theodolite connected to a laptop computer. This tracking survey will be conducted during the peak season between December 2018 and May 2019 for 30 surveys spanning across 15-16 weeks during the peak season to provide good temporal coverage during the initial stage of the construction period.

## 6.2 Specific Mitigation Measures

### 6.2.1 Monitored exclusion zones

6.2.1.1 During the installation/re-installation/relocation process of floating type silt curtains, in order to avoid the accidental entrance and entrapment of marine mammals within the silt curtains, a monitored exclusion zone of 250 m radius from silt curtain should be implemented and monitored by competent Marine Mammal Observers (MMOs). Marine Mammal Exclusion Zone (MMEZ) would also be implemented for precautionary purpose for DCM works.

### 6.2.2 Marine mammal watching plan

6.2.2.1 Upon the completion of silt curtain installation/re-installation/relocation, marine mammal watching plan would be implemented to observe the presence of any marine mammal around the localized silt curtain or being trapped by the localized silt curtain.

## 6.3 Results and Observations

### 6.3.1 Vessel-based Line-transect Survey

6.3.1.1 Three monthly surveys were conducted during the reporting period. As this is the off-peak season (June - November), one survey was conducted in July, August and September 2022 respectively. A total on effort (transects only) survey length of 118.6 km was completed, 112.2 km at Beaufort Sea State 2 or better (**Table 6.3**). No sighting of finless porpoise was recorded and confirmed by qualified ecologist Two (2) on-effort finless porpoise sighting and one (1) on-effort Chinese white dolphin were recorded and confirmed by qualified ecologist (**Table 6.4, Figure 6.4**).

**Table 6.3 Summary of Vessel-based Line-transect Survey Effort**

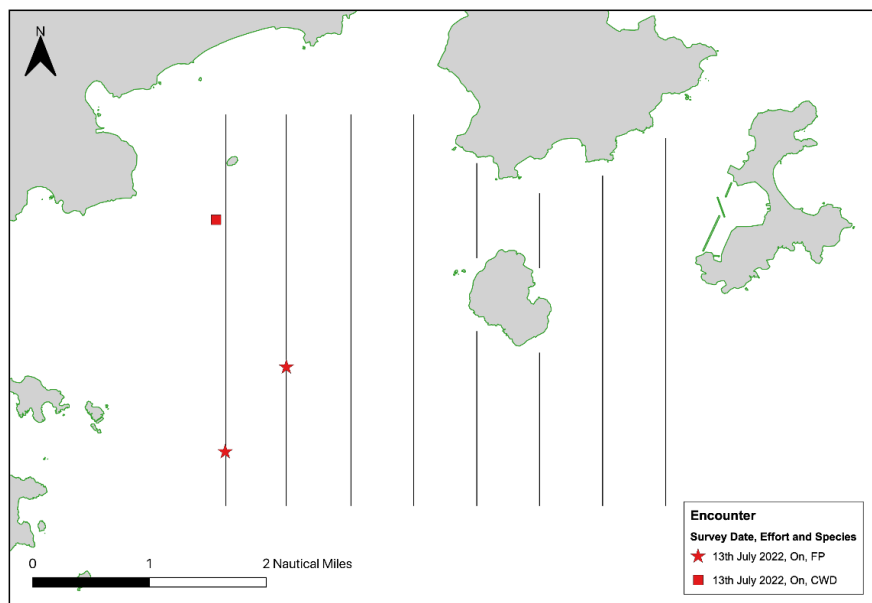
| Date              | Area* | Beaufort | Effort (km) | Season | Vessel       | Effort Type** |
|-------------------|-------|----------|-------------|--------|--------------|---------------|
| 13 July 2022      | SEL   | 1        | 37.2        | SUMMER | SEAMAR<br>HK | P             |
|                   |       | 2        | 1.5         |        |              |               |
|                   |       | 3        | 1           |        |              |               |
| 2 August 2022     | SEL   | 0        | 7.3         | SUMMER | SEAMAR<br>HK | P             |
|                   |       | 1        | 31.7        |        |              |               |
| 13 September 2022 | SEL   | 1        | 11.5        | SUMMER | SEAMAR<br>HK | P             |
|                   |       | 2        | 23          |        |              |               |
|                   |       | 3        | 5.4         |        |              |               |

\* As shown in **Figure. 6.1**

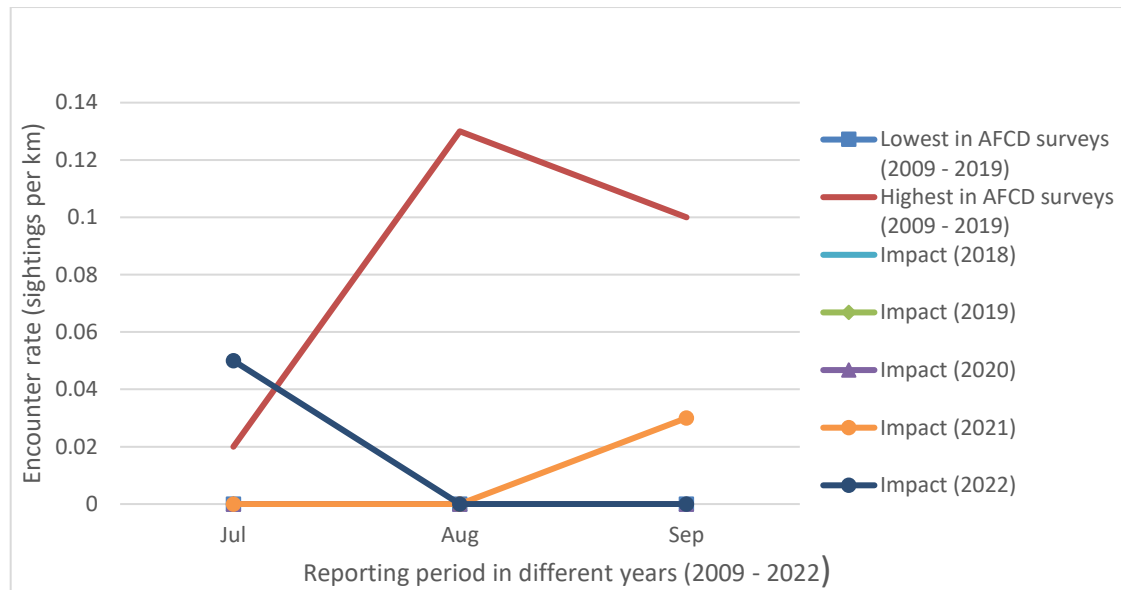
\*\* P (from AFCD) denotes the ON EFFORT survey on the transect line, not the adjoining passages

**Table 6.4 Summary of Sightings Recorded during July 2022 to September 2022 of Vessel-based Line-transect Survey Effort**

| Date         | Species               | Sighting No. | Time  | Group Size | PSD | Behaviour | Lat.     | Long.    | Area | Effort | Season |
|--------------|-----------------------|--------------|-------|------------|-----|-----------|----------|----------|------|--------|--------|
| 13 July 2022 | Finless Porpoise      | 127          | 12:58 | 1          | 211 | Unknow    | 22.18536 | 113.9543 | SEL  | On     | Summer |
| 13 July 2022 | Chinese White Dolphin | 128          | 13:24 | 1          | 157 | Other     | 22.20642 | 113.9435 | SEL  | On     | Summer |
| 13 July 2022 | Finless Porpoise      | 129          | 13:42 | 10         | 193 | Other     | 22.17325 | 113.9449 | SEL  | On     | Summer |



**Figure 6.4 Location of sightings recorded during July to September 2022 Vessel-based Line-transect Survey**



**Figure 6.5 Plot of encounter rate during July to September in 2009 – 2022 from different surveys**

- 6.3.1.2 A review of the long term AFCD marine mammal monitoring programme, the EIA and the pre-construction baseline monitoring report for this project was conducted. Both the EIA and the pre-construction baseline monitoring were conducted during the peak porpoise months December 2008 to May 2009 and February to April 2018, respectively. The AFCD long term monitoring data and impact monitoring in 2019, 2020, 2021 and 2022 should be compared directly to Impact Survey results of the reporting periods.
- 6.3.1.1 A review of the Beaufort Sea state survey conditions between 2009 and 2018 (only data available from AFCD at time of writing; (AFCD 2018; 2017; 2016; 2015; 2014; 2013; 2012; 2011; 2010)) shows that survey conditions in July 2022 were above the upper % limit of previous surveys while the survey condition in August 2022 survey conditions surpassed those of previous AFCD surveys in which 100% survey was conducted at Beaufort Sea State 2 or better. For this project in September 2022, 86.5% of the survey was conducted at Beaufort Sea State 2 or better and, as such, survey conditions surpassed those of previous AFCD surveys.
- 6.3.1.2 A review of all the porpoise sightings in the survey area for July to September between 2009 and 2017 indicates that there are fluctuations between the number of sightings usually recorded in July while sighting was rarely recorded in August and September. Given the similar survey conditions and the encounter rate recorded for porpoise in the project area during the reporting period, the encounter rate for July to September 2022 were between  $0.00\text{km}^{-1}$  and  $0.13\text{km}^{-1}$  (see Figure 6.5), it is noted that the encounter rates of impact survey in July 2022 was higher when compared to other years. The encounter rate of impact survey in August 2022 was the same as the impact monitoring in 2018, 2019, 2020, 2021 and 2022. The encounter rate of impact survey in September 2022 was lower when compared to 2021. It is noted that the impact survey focuses on a relatively small populations of highly mobile individuals and the survey area conducted for this monitoring is very small. It is also noted that works for other projects in the area adjacent to this Project site have been intensified, therefore, they are likely impacting porpoise presence and behaviour.
- 6.3.1.3 Data and records of the implemented mitigation measures, including construction vessel routing and speed control, marine mammal watching plan and avoidance of

noisy work during the peak season, are collected from the Contractor and now under detail review. As surveys continue for this project, data shall be constantly re-evaluated across survey months to discern trends and impacts, if any.

6.3.1.4 Photo records of the line-transect survey during the reporting period are presented in **Appendix G**.

### 6.3.2 PAM and Land-based Theodolite Tracking

6.3.2.1 30 days of PAM surveys were started at 1 May 2019 and completed until the end of May 2019. Multiple PAM systems were deployed at three sites. The PAM system located at the IWMF was lost, however, an alternative data set has been identified. The PAM systems at the two control sites Tai A Chau and Pui O were recovered on 3 August 2019. A summary of marine mammal detections shows that porpoise were recorded every day of deployment at each site, but at varying frequencies. The detailed theodolite result was presented in 17<sup>th</sup> Monthly EM&A report (November 2019) while detailed PAM result was presented in 18<sup>th</sup> Monthly EM&A report (December 2019).

6.3.2.2 For the baseline study, the DPM for each site was 11,160 (Shek Kwu Chau), 16,089 (Tai A Chau) and 3645 (Pui O Wan), totalling 30,894 DPM across all three sites, compared to DPMs of 4740 (Shek Kwu Chau), 7725 (Tai A Chau) and 23,986 (Pui O Wan), totalling 36,451 DPM, for the impact phase study. As the impact phase study was longer than the baseline study, it is not appropriate to directly compare total counts of DPM, however, the DPM rate (the average number of detections per day) for each site can be more directly compared. During the baseline study, Shek Kwu Chau averaged 338.2 DPM per day compared to 124.8 DPM per day, during the impact phase study. This showed a decrease in the daily average of porpoise detection at Shek Kwu Chau. During the baseline study, Tai A Chau averaged 487.6 DPM per day compared to 179.7 DPM per day, during the impact phase study. This showed a decrease in the daily average of porpoise detection at Tai A Chau. During the baseline study, Pui O Wan averaged 98.5 DPM per day compared to 557.8 DPM per day, during the impact phase study. This showed a significant increase in the daily average of porpoise detections at Pui O Wan (**Table 6.6**).

6.3.2.3 Overall, the PAM study showed that porpoise continue to consistently utilise the Shek Kwu Chau habitat immediately adjacent to the IWMF construction activities, although to a lesser degree than that prior to construction activities. In addition, the Pui O Wan site, which is 2.5 km away from the IWMF construction area, was also consistently utilised during the impact phase PAM study. A continued assessment of fine scale habitat use, particularly through PAM which yields large quantities of data, would allow a more comprehensive assessment of the EIA predictions.

**Table 6.6 Summary Statistic Comparison of Baseline (2018) and Impact Phase (2019)  
 Passive Acoustic Monitoring**

| Baseline data |                     |            |            |       |            |           |          |                      |             |
|---------------|---------------------|------------|------------|-------|------------|-----------|----------|----------------------|-------------|
| Site          | Unit ID             | Start      | End        | Days  | DPD % Days | Total DPM | DPM /Day | % False Positive DPM | Time Lost % |
| Shek Kwu Chau | 2891                | 2018/02/09 | 2018/03/13 | 32.11 | 100        | 11160     | 338.2    | 0.0                  | 1.00        |
| Tai A Chau    | 2868                | 2018/02/09 | 2018/03/13 | 32.5  | 100        | 16089     | 487.6    | 1.0                  | 2.00        |
| Pui O Wan     | 2891                | 2018/03/13 | 2018/04/17 | 34.85 | 97.3       | 3645      | 98.5     | 2.0                  | 31.87       |
| Total         |                     |            |            | 99.01 |            | 30894     | 312.0    |                      |             |
| Impact Phase  |                     |            |            |       |            |           |          |                      |             |
| Site          | Unit ID             | Start      | End        | Days  | DPD % Days | Total DPM | DPM /Day | % False Positive DPM | Time Lost % |
| Shek Kwu Chau | IWMF_BU_20190305_01 | 2019/03/05 | 2019/04/11 | 37.91 | 100        | 4740      | 124.8    | 0.0                  | 0           |
| Tai A Chau    | IWMF_20190411_02    | 2019/04/11 | 2019/05/23 | 41.94 | 100        | 7725      | 179.7    | 0.0                  | 0           |
| Pui O Wan     | IWMF_20190411_01    | 2019/04/11 | 2019/05/23 | 42.02 | 100        | 23986     | 557.8    | 0.0                  | 0           |
| Total         |                     |            |            | 121.9 |            | 36451     | 299.1    |                      |             |

6.3.2.4 Theodolite surveys were completed in May 2019. In total, 34 days of theodolite tracking were completed between February - May 2019, comprising 167 hours and 49 minutes of observation. No Chinese white dolphin was observed and only one finless was recorded. The finless porpoise encounter rate was calculated as 0.006 finless porpoise per hour, in all weather conditions.

6.3.2.5 A total of 2620 vessels of ten different types were observed and tracked within or in the proximity of the IWMF construction site. These comprised fishing boats (236), speed boats (29), container boats (155), government boats (22), high speed ferries (53), others (13) and IWMF-Related construction platforms (974), tug boats(240), transportation boats (363), construction boats (531) and approximately 8 buoys were present marking the site boundary. The detailed Land-based Theodolite Tracking Report was presented in 5<sup>th</sup> Quarterly EM&A report and 17<sup>th</sup> Monthly EM&A report.

6.3.2.6 The baseline theodolite tracking was conducted immediately prior to and during the site preparation activities of the site. The baseline data records a decrease in porpoise sightings as site preparation activities commenced and notes that the decrease was most likely due to the onset of site preparation activities. The impact theodolite tracking conducted for this study records a marked increase in the number of Project related vessels and platforms and, in agreement with baseline conclusions, shows a concomitant decrease in finless porpoise sightings.

## 7. WHITE-BELLIED SEA EAGLE

### 7.1 WBSE Monitoring Parameters

7.1.1 The objective of the construction phase monitoring should be to verify the utilisation of the area by WBSE, their responses to construction disturbance, as well as the effectiveness of the proposed mitigation measures. Throughout the construction phase, field surveys should be conducted twice per month during their core breeding season (from December to May), and once per month outside their core breeding season (from June to November). The monitoring frequency should be increased to weekly during the incubation period of each year. In order to confirm their foraging ground near the construction site, it is necessary to conduct daily monitoring during the first week of nestling period in each year.

7.1.2 Since the location of the WBSE nest was located at the southwest of SKC within the hillside shrubland, it is impossible to observe the eggs during incubation period. Therefore, monitoring with increased frequency during incubation period could not be carried out. Daily monitoring will be carried out once any chick is recorded during the monitoring day.

### 7.2 Results and Observations

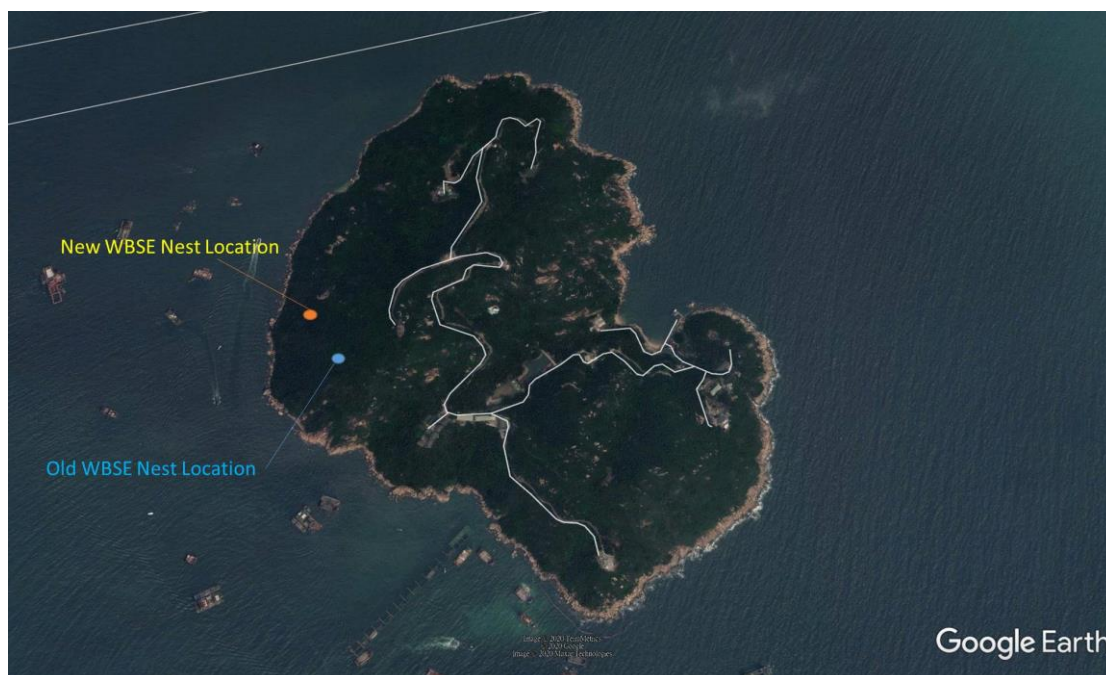
7.2.1 Three monitoring surveys for monthly construction phase were conducted during the reporting period, all three monitoring surveys were conducted outside their core breeding season (between June to November). Since there is no landing point along the western part of SKC, boat survey was used for the monitoring survey. In order to increase the chance of finding the WBSEs, monitoring survey was carried out either early in the morning or later in the afternoon. The weather conditions of monitoring survey were shown in **Table 7.1**.

**Table 7.1 Weather Conditions during the WBSE Monitoring (Monthly)**

| Date                            | Condition   | Temperature (°C) |
|---------------------------------|---|------------------|
| 27 <sup>th</sup> July 2022      | - South force 2 to 3<br>- Sunny   | 35               |
| 29 <sup>th</sup> August 2022    | - Southeast force 3<br>- Mainly cloudy with a few showers.<br>Sunny intervals during the day. | 33               |
| 30 <sup>th</sup> September 2022 | - Northeast force 5 to 6<br>- Mainly cloudy with sunny intervals during the day.              | 30               |

7.2.2 Two adult WBSEs and one juvenile were recorded near Shek Kwu Chau area in the July and August 2022 and two adult WBSE were recorded near Shek Kwu Chau area in the September 2022. No abnormal behavior of the recorded adults and juvenile during the July and September 2022 construction phase monitoring. All marine works during the monitoring period did not show any impact to the WBSE.

7.2.3 No disturbances from anthropogenic activities on the island were recorded during the monitoring survey. No invasion of other fauna species was recorded as well.



**Figure 7.1 Location of WBSE Nest on SKC**

7.2.4 No invasion of other fauna species was recorded and no sign of using the construction site as a foraging ground was recorded as well.

7.2.5 During the reporting period, no abnormal behaviour of the recorded adults and juvenile was shown. All marine works during the forty-ninth to fifty-first months construction period did not show any influence on the WBSE.

7.2.6 Photo records of the WBSE taken during the reporting period are presented in **Appendix H**.



## **8. SUMMARY OF MONITORING EXCEEDANCE, COMPLAINTS, NOTIFICATION OF SUMMONS AND PROSECUTIONS**

- 8.1 No exceedance of the Action and Limit Levels of the regular construction noise, coral and WBSE monitoring was recorded during the reporting period.
- 8.2 During the general water quality monitoring period for July to September 2022, our (4) of the general water quality monitoring results of SS had exceeded Action Level during the reporting period, while five (5) exceedances of the Limit Level of SS were also recorded. Investigations were carried out immediately for each of the exceedance cases during the reporting period.
- 8.3 No notification of summons and prosecution was received in the reporting period.
- 8.4 Statistics on complaints, notifications of summons and successful prosecutions are summarized in **Appendix I**.

## 9. EM&A SITE INSPECTION

- 9.1 Site inspections were carried out on a weekly basis to monitor the implementation of proper environmental pollution control and mitigation measures under the Contract. Site inspections were carried out at the Site Portions 1, 1A, 1B during the reporting period. Portions 1, 1A & 1B were the sites near SKC within the Site boundary.
- 9.2 Joint site inspection with IEC was carried out on a monthly basis.
- 9.3 Minor deficiencies were observed during weekly site inspection. Key observations during the site inspections are summarized below:
- Prevention actions for oil/chemical spillage were not carried out properly
  - Chemical was not stored properly at designated storage place
  - Chemical waste was not stored in chemical waste cabinet and the cabinet was not locked up
  - Non-road Mobile Machinery (NRMM) label was not displayed properly and faded
  - NRMM label should be replaced
  - Dust control measures to exposed earth surface and stockpile of dusty material were not carried out properly
  - Housekeeping was not maintained and general waste was not stored in enclosed rubbish bin and removed from site regularly
  - Stagnant water inside the drip tray of generator should be cleaned
  - Drip tray for generator should be plugged
  - Noise emission label was not presented on air-compressor
- 9.4 The Contractor had rectified all of the observations identified during environmental site inspections in the reporting period.
- 9.5 According to the EIA Study Report, Environmental Permit, contract documents and Updated EM&A Manual, the mitigation measures detailed in the documents, except the silt curtain system, are implemented as much as practical during the reporting period. An updated Implementation Status of Environmental Mitigation Measures (EMIS) is provided in **Appendix B**.

## **10. CONCLUSION AND RECOMMENDATIONS**

- 10.1 This 17<sup>th</sup> Quarterly Environmental Monitoring and Audit (EM&A) Report summarizes the EM&A works undertaken during the period from 1 July 2022 to 30 September 2022 in accordance with the Updated EM&A Manual and the requirement under EP-429/2012/A and FEP-01/429/2012/A.
- 10.2 Construction noise, water quality, construction waste, coral, marine mammal and White-Bellied Sea Eagle (WBSE) monitoring were carried out in the reporting period. No project-related exceedance of the Action and Limit Levels was recorded during the reporting period.
- 10.3 Weekly environmental site inspections were conducted during the reporting period. Environmental deficiencies were observed during site inspection and were rectified.
- 10.4 According to the environmental site inspections performed in the reporting period, the Contractor was reminded to pay attention on on-site housekeeping, the proper storage of the chemicals, chemical waste and construction waste, dust control measure for exposed earth surface and stockpile of dusty material and the proper NRMM labelling.
- 10.5 No notification of summons or prosecution was received since commencement of the Contract.
- 10.6 The ET will keep track on the construction works to confirm compliance of environmental requirements and the proper implementation of all necessary mitigation measures.

## Appendix A Master Programme

| Activity ID   | Activity Name  | Original Duration | Remaining Duration | Activity % Complete | Current Start | Current Finish | Late Start | Late Finish | Total Float | M56 Remarks | 2022   |        |        |        |
|---|--|-------------------|--------------------|---------------------|---------------|----------------|------------|-------------|-------------|-------------|--------|--------|--------|--------|
|   |  |                   |                    |                     |               |                |            |             |             |             | Jul 56 | Aug 57 | Sep 58 | Oct 59 |
| <b>Programme for Design and Construction Works WP6E-M56</b> |  |                   |                    |                     |               |                |            |             |             |             |        |        |        |        |
| <b>Key Dates</b>  |  |                   |                    |                     |               |                |            |             |             |             |        |        |        |        |
| <b>Contractual Key Dates</b>                                |  |                   |                    |                     |               |                |            |             |             |             |        |        |        |        |
| <b>Design and Construction Phase</b>                        |  |                   |                    |                     |               |                |            |             |             |             |        |        |        |        |
| 01-1000   | Contract Award/Date of Acceptance of Tender                                | 0                 | 0                  | 100%                | 22-Nov-17 A   |                |            | 31-Jul-22   |             |             |        |        |        |        |
| 01-1010   | Date of Commencement of the Design and the Works                           | 0                 | 0                  | 100%                | 15-Dec-17 A   |                |            | 31-Jul-22   |             |             |        |        |        |        |
| 01-1015(3)(M12)   | Original Substantial Completion of the Works                               | 0                 | 0                  | 0%                  |               | 27-Jul-24*     |            | 27-Jul-24   | 0           |             |        |        |        |        |
| 01-1020   | Extended Substantial Completion of The Works                               | 0                 | 0                  | 0%                  |               | 17-Jun-25*     |            | 17-Jun-25   | 0           |             |        |        |        |        |
| <b>Extension of Time Granted</b>                            |  |                   |                    |                     |               |                |            |             |             |             |        |        |        |        |
| 01-1015-1(3)(M12)   | Extension of time granted (Claim No.1 to No.72) *Claim No.9 excluded       | 325               | 325                | 0%                  | 27-Jul-24     | 17-Jun-25      | 27-Jul-24  | 17-Jun-25   | 0           |             |        |        |        |        |
| <b>Operation Phase</b>                                      |  |                   |                    |                     |               |                |            |             |             |             |        |        |        |        |
| 01-1030   | Commencement of Operation  | 0                 | 0                  | 0%                  | 18-Jun-25     |                |            | 18-Jun-25   | 0           |             |        |        |        |        |
| 01-1230   | Issue Certificate of Completion of the Works (56 days after Substantial Cr | 0                 | 0                  | 0%                  |               | 12-Aug-25*     |            | 12-Aug-25   | 0           |             |        |        |        |        |
| <b>Planned Completion Dates</b>                             |  |                   |                    |                     |               |                |            |             |             |             |        |        |        |        |
| 01-1030(5a)   | Grid Connection Agreement (GCA)  | 0                 | 0                  | 0%                  |               | 31-Oct-23*     |            | 30-Oct-23   | 0           |             |        |        |        |        |
| 01-1040   | Incoming Power Energization to IW MF Substation                            | 0                 | 0                  | 0%                  |               | 31-Oct-24*     |            | 31-Oct-24   | 0           |             |        |        |        |        |
| 01-1050   | Export Power to Grid   | 0                 | 0                  | 0%                  |               | 31-Oct-24*     |            | 31-Oct-24   | 0           |             |        |        |        |        |
| 01-1060   | Issuance of FS Certificate   | 0                 | 0                  | 0%                  |               | 29-Dec-24      |            | 17-Dec-24   | -12         |             |        |        |        |        |
| 01-1070   | Completion of Civil Provision for Transmission                             | 0                 | 0                  | 0%                  |               | 30-Sep-23*     |            | 30-Sep-23   | 0           |             |        |        |        |        |
| 01-1080   | Commencement of C1.3.4.11 System Commissioning Test                        | 0                 | 0                  | 0%                  | 22-Feb-25     |                | 18-Dec-24  |             | -66         |             |        |        |        |        |
| 01-1090   | Completion of C1.3.4.11 System Commission Test                             | 0                 | 0                  | 0%                  |               | 19-Mar-25      |            | 09-Jan-25   | -69         |             |        |        |        |        |
| 01-1100   | Physical Completion of 90 Days Plant Commissioning Test Works              | 0                 | 0                  | 0%                  |               | 04-Aug-25      |            | 27-May-25   | -69         |             |        |        |        |        |
| 01-1110(3)(M15)   | Planned Substantial Completion of the Works                                | 0                 | 0                  | 0%                  |               | 25-Aug-25      |            | 17-Jun-25   | -69         |             |        |        |        |        |
| 01-1110-1(5a)   | Completion of 180 Days for Installation, T&C of CCTV System and Onsho      | 0                 | 0                  | 0%                  |               | 14-Dec-25*     |            | 14-Dec-25   | 0           |             |        |        |        |        |
| <b>Dates of Site Possessions</b>                            |  |                   |                    |                     |               |                |            |             |             |             |        |        |        |        |
| 01-1120   | Possession of Portion 1  | 0                 | 0                  | 100%                |               | 15-Dec-17 A    |            | 02-Aug-22   |             |             |        |        |        |        |
| 01-1130   | Possession of Portion 1A   | 0                 | 0                  | 100%                |               | 15-Dec-17 A    |            | 02-Aug-22   |             |             |        |        |        |        |
| 01-1140   | Possession of Portion 1B   | 0                 | 0                  | 100%                |               | 15-Dec-17 A    |            | 02-Aug-22   |             |             |        |        |        |        |
| 01-1150   | Possession of Portion 2  | 0                 | 0                  | 0%                  | 18-Jun-25     |                | 18-Jun-25  |             | 0           |             |        |        |        |        |
| 01-1160   | Possession of Portion 3  | 0                 | 0                  | 0%                  |               | 26-Apr-23      |            | 15-May-23   | 19          |             |        |        |        |        |
| 01-1170   | Possession of Portion 4  | 0                 | 0                  | 0%                  |               | 26-Apr-23      |            | 15-May-23   | 19          |             |        |        |        |        |
| 01-1180   | Possession of Portion 5  | 0                 | 0                  | 0%                  |               | 26-Apr-23      |            | 15-May-23   | 19          |             |        |        |        |        |
| 01-1190   | Possession of Portion 6  | 0                 | 0                  | 0%                  | 20-Oct-24*    |                | 18-Dec-24  |             | 59          |             |        |        |        |        |
| 01-1200   | Possession of Portion 7  | 0                 | 0                  | 100%                |               | 05-Jan-18 A    |            | 17-Jun-25   |             |             |        |        |        |        |
| 01-1210   | Possession of Portion 7A   | 0                 | 0                  | 100%                |               | 07-Dec-18 A    |            | 17-Jun-25   |             |             |        |        |        |        |
| 01-1210(5a)   | Possession of Portion 8  | 0                 | 0                  | 100%                | 29-Apr-20 A   |                | 18-Jun-25  |             |             |             |        |        |        |        |
| 01-1210-1(M55)  | Possession of Portion 9  | 0                 | 0                  | 100%                | 10-Jun-22 A   |                | 18-Jun-25  |             |             |             |        |        |        |        |
| <b>Licence/Permit Applications</b>                          |  |                   |                    |                     |               |                |            |             |             |             |        |        |        |        |
| <b>License/Permit for Construction</b>                      |  |                   |                    |                     |               |                |            |             |             |             |        |        |        |        |
| 03-0900   | Marine Department Notification for Ground Investigation Works              | 60                | 0                  | 100%                | 15-Dec-17 A   | 27-Feb-18 A    | 02-Aug-22  | 02-Aug-22   |             |             |        |        |        |        |
| 03-1000   | Marine Department Notification for Construction Works                      | 90                | 0                  | 100%                | 20-Apr-18 A   | 05-Jul-18 A    | 02-Aug-22  | 02-Aug-22   |             |             |        |        |        |        |
| 03-1010   | EPD Waste Producer License for Construction Works                          | 60                | 0                  | 100%                | 15-Dec-17 A   | 15-Mar-18 A    | 02-Aug-22  | 02-Aug-22   |             |             |        |        |        |        |
| 03-1020   | EPD Chemical Waste Producer License for Construction Works                 | 60                | 0                  | 100%                | 15-Dec-17 A   | 03-Mar-18 A    | 02-Aug-22  | 02-Aug-22   |             |             |        |        |        |        |
| 03-1030   | EPD Waste Disposal License for Construction Materials                      | 60                | 0                  | 100%                | 03-Jan-18 A   | 15-Jan-18 A    | 02-Aug-22  | 02-Aug-22   |             |             |        |        |        |        |
| 03-1040   | Labour Department Notification of Construction Works                       | 14                | 0                  | 100%                | 15-Dec-17 A   | 20-Dec-17 A    | 02-Aug-22  | 02-Aug-22   |             |             |        |        |        |        |
| 03-1050   | EPD (ACPO) Notification of Construction Works                              | 14                | 0                  | 100%                | 15-Dec-17 A   | 28-Dec-17 A    | 02-Aug-22  | 02-Aug-22   |             |             |        |        |        |        |
| 03-1070   | Notice of Commencement to CIC  | 14                | 0                  | 100%                | 15-Dec-17 A   | 20-Dec-17 A    | 02-Aug-22  | 02-Aug-22   |             |             |        |        |        |        |
| 03-1080   | CNP for Percussive Piling Works  | 0                 | 0                  | 100%                |               | 31-May-22 A    |            | 17-Jun-25   |             |             |        |        |        |        |
| 03-1300   | Perpare and Submit EP Application to Clause 1.38(6) of Spec A              | 7                 | 0                  | 100%                | 15-Dec-17 A   | 21-Dec-17 A    | 02-Aug-22  | 02-Aug-22   |             |             |        |        |        |        |
| 03-1310(2)  | Dumping Permit Application for Dredging Works                              | 90                | 0                  | 100%                | 06-Nov-18 A   | 21-Feb-19 A    | 21-Aug-22  | 21-Aug-22   |             |             |        |        |        |        |
| 03-1360(1)  | Marine Department Notification for Construction Works (Seawall)            | 90                | 0                  | 100%                | 10-Jan-19 A   | 25-Jan-19 A    | 02-Aug-22  | 02-Aug-22   |             |             |        |        |        |        |
| 03-1360(2)  | CNP for 24Hrs  | 2120              | 1038               | 51.04%              | 07-Mar-19 A   | 02-Jun-25      | 15-Aug-22  | 17-Jun-25   | 15          |             |        |        |        |        |
| 03-1370(5a)   | EPD Discharge License for System Commissioning                             | 0                 | 0                  | 0%                  | 22-Feb-25     |                | 18-Dec-24  |             | -66         |             |        |        |        |        |
| 03-1370_1(M34)  | Landscape and Visual Plan  | 180               | 180                | 0%                  | 31-Jul-22     | 26-Jan-23      | 02-Sep-22  | 28-Feb-23   | 33          |             |        |        |        |        |
| <b>DG Licence</b>   |  |                   |                    |                     |               |                |            |             |             |             |        |        |        |        |
| <b>Day Tank &amp; Fuel Oil Storage (Cat 5)</b>              |  |                   |                    |                     |               |                |            |             |             |             |        |        |        |        |
| 03-1400   | General Building Plans and FSI Provision Design Submission to FSD (C       | 30                | 30                 | 0%                  | 19-Oct-22     | 17-Nov-22      | 31-Jul-23  | 29-Aug-23   | 285         |             |        |        |        |        |
| 03-1410   | DGD and VD Review and Approval of Submission                               | 180               | 180                | 0%                  | 18-Nov-22     | 16-May-23      | 30-Aug-23  | 25-Feb-24   | 285         |             |        |        |        |        |
| <b>E. Gen RM for IW MF Substation</b>                       |  |                   |                    |                     |               |                |            |             |             |             |        |        |        |        |
| 03-1420   | DGD Compliance Inspection, Defects Rectification and Re-inspection         | 60                | 60                 | 0%                  | 17-May-23     | 15-Jul-23      | 06-Aug-24  | 04-Oct-24   | 447         |             |        |        |        |        |
| 03-1430   | VD Compliance Inspection, Defects Rectification and Re-inspection          | 60                | 60                 | 0%                  | 16-Jul-23     | 13-Sep-23      | 05-Oct-24  | 03-Dec-24   | 447         |             |        |        |        |        |
| 03-1440   | Issue of DG License  | 14                | 14                 | 0%                  | 14-Sep-23     | 27-Sep-23      | 04-Dec-24  | 17-Dec-24   | 447         |             |        |        |        |        |
| <b>All E. Gen Rm (Other than IW MF Substation)</b>          |  |                   |                    |                     |               |                |            |             |             |             |        |        |        |        |
| 03-1450   | DGD Compliance Inspection, Defects Rectification and Re-inspection         | 60                | 60                 | 0%                  | 25-Jun-24     | 23-Aug-24      | 06-Aug-24  | 04-Oct-24   | 42          |             |        |        |        |        |
| 03-1460   | VD Compliance Inspection, Defects Rectification and Re-inspection          | 60                | 60                 | 0%                  | 24-Aug-24     | 22-Oct-24      | 05-Oct-24  | 03-Dec-24   | 42          |             |        |        |        |        |
| 03-1470   | Issue of DG License  | 14                | 14                 | 0%                  | 23-Oct-24     | 05-Nov-24      | 04-Dec-24  | 17-Dec-24   | 42          |             |        |        |        |        |

**3-Month Rolling Programme (July 2022)**

■ Remaining Work      ◆ Actual Milestone  
■ Actual Work      ◆ Critical Milestone  
■ Critical Remaining Work  
◆ Milestone

| Activity ID  | Activity Name   | Original Duration | Remaining Duration | Activity % Complete | Current Start | Current Finish | Late Start | Late Finish | Total Float | M56 Remarks                     | 2022   |        |   |        |
|--|---|-------------------|--------------------|---------------------|---------------|----------------|------------|-------------|-------------|---------------------------------|--------|--------|---|--------|
|  |   |                   |                    |                     |               |                |            |             |             |                                 | Jul 56 | Aug 57 | Sep 58                                  | Oct 59 |
| <b>Fuel Oil System</b>   |   |                   |                    |                     |               |                |            |             |             |                                 |        |        |   |        |
| 03-3850  | DGD Compliance Inspection, Defects Rectification and Re-inspection          | 60                | 60                 | 0%                  | 22-Jan-24     | 03-Jun-24      | 06-Aug-24  | 17-Dec-24   | 197         |                                 |        |        |   |        |
| 03-3860  | VD Compliance Inspection, Defects Rectification and Re-inspection           | 60                | 60                 | 0%                  | 22-Mar-24     | 20-May-24      | 05-Oct-24  | 03-Dec-24   | 197         |                                 |        |        |   |        |
| 03-3870  | Issuance of DG License  | 14                | 14                 | 0%                  | 21-May-24     | 03-Jun-24      | 04-Dec-24  | 17-Dec-24   | 197         |                                 |        |        |   |        |
| <b>Chemical Stores (all Cat)</b>   |   |                   |                    |                     |               |                |            |             |             |                                 |        |        |   |        |
| 03-1480  | Plans and FSI Provision Design Submission to FSD                            | 21                | 21                 | 0%                  | 19-Oct-22     | 05-Nov-24      | 18-Jan-24  | 17-Dec-24   | 42          |                                 |        |        |   |        |
| 03-1490  | DGD and VD Review and Approval of Submission                                | 180               | 180                | 0%                  | 09-Nov-22     | 07-May-23      | 08-Feb-24  | 05-Aug-24   | 456         |                                 |        |        | 19-Oct-22                               |        |
| 03-1500  | DGD Compliance Inspection, Defects Rectification and Re-inspection          | 60                | 60                 | 0%                  | 25-Jun-24     | 23-Aug-24      | 06-Aug-24  | 04-Oct-24   | 42          |                                 |        |        |   |        |
| 03-1510  | VD Compliance Inspection, Defects Rectification and Re-inspection           | 60                | 60                 | 0%                  | 24-Aug-24     | 22-Oct-24      | 05-Oct-24  | 03-Dec-24   | 42          |                                 |        |        |   |        |
| 03-1520  | Issuance of DG License  | 14                | 14                 | 0%                  | 23-Oct-24     | 05-Nov-24      | 04-Dec-24  | 17-Dec-24   | 42          |                                 |        |        |   |        |
| <b>Fire Services Installations (FSI) Certificate</b>                           |   |                   |                    |                     |               |                |            |             |             |                                 |        |        |   |        |
| <b>Fire Engineering Report</b>   |   |                   |                    |                     |               |                |            |             |             |                                 |        |        |   |        |
| 05-3000  | Preparation and Submission of Fire Engineering Report to FSD                | 550               | 0                  | 100%                | 29-Feb-20 A   | 31-Aug-21 A    | 19-Oct-22  | 19-Oct-22   |             |                                 |        |        |   |        |
| 05-4450  | Approval of Fire Engineering Report by FSD                                  | 0                 | 0                  | 100%                | 21-Jun-22 A   | 21-Jun-22 A    | 19-Oct-22  | 19-Oct-22   |             | Fire Engineering Report by FSD. |        |        |   |        |
| <b>Fire Services Installations Certificate Inspection</b>                      |   |                   |                    |                     |               |                |            |             |             |                                 |        |        |   |        |
| 03-1555-1(5a)  | Approval of General Building Plans and FSI Provision Design Submission      | 0                 | 0                  | 0%                  | 18-Oct-22     | 22-Dec-24      | 19-Oct-22  | 17-Dec-24   | -5          |                                 |        |        |   |        |
| 03-1560  | Completion of FSI Installations   | 0                 | 0                  | 0%                  |               | 10-Sep-24      |            | 05-Sep-24   | -5          |                                 |        |        |   |        |
| 03-1570  | Application for FSI inspection  | 15                | 15                 | 0%                  | 11-Sep-24     | 25-Sep-24      | 06-Sep-24  | 20-Sep-24   | -5          |                                 |        |        |   |        |
| 03-1580  | FSD Process Application   | 15                | 15                 | 0%                  | 26-Sep-24     | 10-Oct-24      | 21-Sep-24  | 05-Oct-24   | -5          |                                 |        |        |   |        |
| 03-1590  | FSD Initial Inspection  | 14                | 14                 | 0%                  | 11-Oct-24     | 24-Oct-24      | 06-Oct-24  | 19-Oct-24   | -5          |                                 |        |        |   |        |
| 03-1600  | Defect Rectifications   | 30                | 30                 | 0%                  | 25-Oct-24     | 23-Nov-24      | 20-Oct-24  | 18-Nov-24   | -5          |                                 |        |        |   |        |
| 03-1610  | Request for FSD Reinspection  | 15                | 15                 | 0%                  | 24-Nov-24     | 08-Dec-24      | 19-Nov-24  | 03-Dec-24   | -5          |                                 |        |        |   |        |
| 03-1620  | FSD Reinspection  | 14                | 14                 | 0%                  | 09-Dec-24     | 22-Dec-24      | 04-Dec-24  | 17-Dec-24   | -5          |                                 |        |        |   |        |
| <b>Fire Services Installations Certificate Inspection for IWMF Sub-Station</b> |   |                   |                    |                     |               |                |            |             |             |                                 |        |        |   |        |
| 03-3880  | Completion of FSI Installations for IWMF Sub-Station                        | 0                 | 0                  | 0%                  | 26-Jul-23     | 06-Nov-23      | 19-Sep-23  | 31-Dec-23   | 56          |                                 |        |        |   |        |
| 03-3890  | Application for FSI inspection  | 15                | 15                 | 0%                  | 26-Jul-23     | 10-Aug-23      | 20-Sep-23  | 04-Oct-23   | 56          |                                 |        |        |   |        |
| 03-3900  | FSD Process Application   | 15                | 15                 | 0%                  | 10-Aug-23     | 25-Aug-23      | 05-Oct-23  | 19-Oct-23   | 56          |                                 |        |        |   |        |
| 03-3910  | FSD Initial Inspection  | 14                | 14                 | 0%                  | 25-Aug-23     | 08-Sep-23      | 20-Oct-23  | 02-Nov-23   | 56          |                                 |        |        |   |        |
| 03-3920  | Defect Rectifications   | 30                | 30                 | 0%                  | 08-Sep-23     | 08-Oct-23      | 03-Nov-23  | 02-Dec-23   | 56          |                                 |        |        |   |        |
| 03-3930  | Request for FSD Reinspection  | 15                | 15                 | 0%                  | 08-Oct-23     | 23-Oct-23      | 03-Dec-23  | 17-Dec-23   | 56          |                                 |        |        |   |        |
| 03-3940  | FSD Reinspection  | 14                | 14                 | 0%                  | 23-Oct-23     | 06-Nov-23      | 18-Dec-23  | 31-Dec-23   | 56          |                                 |        |        |   |        |
| <b>Air Pollution Control (Specified Processes) License</b>                     |   |                   |                    |                     |               |                |            |             |             |                                 |        |        |   |        |
| 03-1730(3)   | Early Engagement With EPD SP Licensing Department for Information e         | 600               | 0                  | 100%                | 27-Dec-18 A   | 02-Aug-24      | 08-Dec-22  | 12-Aug-24   | 10          |                                 |        |        |   |        |
| 03-1740(3)   | Document preparation for SP License Application (upon consent of relea      | 60                | 60                 | 0%                  | 28-Nov-22     | 26-Jan-23      | 08-Dec-22  | 05-Feb-23   | 10          |                                 |        |        |   |        |
| 03-1750(3)   | SP License Application Submissions and review by EPD                        | 300               | 300                | 0%                  | 27-Jan-23     | 22-Nov-23      | 06-Feb-23  | 02-Dec-23   | 10          |                                 |        |        |   |        |
| 03-1760(3)   | Public Consultation   | 60                | 60                 | 0%                  | 23-Nov-23     | 21-Jan-24      | 03-Dec-23  | 31-Jan-24   | 10          |                                 |        |        |   |        |
| 03-1780(3)   | Preparation and Submission of Trial Plan                                    | 90                | 90                 | 0%                  | 22-Jan-24     | 20-Apr-24      | 01-Feb-24  | 30-Apr-24   | 10          |                                 |        |        |   |        |
| 03-1790(3)   | Review and approval of Trial Plan by EPD Licensing Department               | 90                | 90                 | 0%                  | 21-Apr-24     | 19-Jul-24      | 01-May-24  | 29-Jul-24   | 10          |                                 |        |        |   |        |
| 03-1830(3)   | Issuance of SP License  | 14                | 14                 | 0%                  | 20-Jul-24     | 02-Aug-24      | 30-Jul-24  | 12-Aug-24   | 10          |                                 |        |        |   |        |
| <b>Boilers and Pressure Vessels License</b>                                    |   |                   |                    |                     |               |                |            |             |             |                                 |        |        |   |        |
| 03-1840(3)   | Early Engagement with LD Licensing Unit for Information exchange            | 180               | 0                  | 100%                | 14-Nov-18 A   | 17-Oct-24      | 31-Jan-23  | 12-Aug-24   | -66         |                                 |        |        |   |        |
| 03-1850(3)   | Employment of Recognized Inspection Body for maker's certificate            | 90                | 0                  | 100%                | 17-Aug-18 A   | 17-Oct-24      | 31-Jan-23  | 12-Aug-24   | -66         |                                 |        |        |   |        |
| 03-1860(3)   | Employment of Registered Examiner   | 90                | 60                 | 33.33%              | 31-May-22     | 28-Sep-22      | 05-Dec-23  | 02-Feb-24   | 492         |                                 |        |        | 28-Sep-22, Employment of Registered Exa |        |
| 03-1870(3)   | Prepare boiler fabrication inspection plan                                  | 60                | 60                 | 0%                  | 29-Sep-22     | 27-Nov-22      | 03-Feb-24  | 02-Apr-24   | 492         |                                 |        |        | 29-Sep-22                               |        |
| 03-1880(3)   | Submission of boiler fabrication inspection plan for License Application    | 21                | 21                 | 0%                  | 11-Jun-23     | 01-Jul-23      | 03-Apr-24  | 23-Apr-24   | 297         |                                 |        |        |   |        |
| 03-1890(3)   | Completion of Boiler off-site fabrication                                   | 0                 | 0                  | 0%                  |               | 01-Jul-23      |            | 23-Apr-24   | 297         |                                 |        |        |   |        |
| 03-1900(3)   | Completion of Boiler off-site inspection before delivery                    | 0                 | 0                  | 0%                  |               | 01-Jul-23      |            | 23-Apr-24   | 297         |                                 |        |        |   |        |
| 03-1910(3)   | Completion of on-site boiler installation                                   | 0                 | 0                  | 0%                  |               | 04-Jul-23      |            | 23-Apr-24   | 294         |                                 |        |        |   |        |
| 03-1920(3)   | Completion of on-site boiler inspection                                     | 0                 | 0                  | 0%                  |               | 12-Sep-23      |            | 23-Apr-24   | 224         |                                 |        |        |   |        |
| 03-1930(3)   | Submit inspection report and associated document to LD                      | 90                | 90                 | 0%                  | 16-Mar-24     | 13-Jun-24      | 24-Apr-24  | 22-Jul-24   | 39          |                                 |        |        |   |        |
| 03-1940(3)   | Issuance of Boiler License  | 21                | 21                 | 0%                  | 27-Sep-24     | 17-Oct-24      | 23-Jul-24  | 12-Aug-24   | -66         |                                 |        |        |   |        |
| <b>Lifts or Escalators</b>   |   |                   |                    |                     |               |                |            |             |             |                                 |        |        |   |        |
| 03-1060  | Notification of Commencement of Works Involving Installation or Mainten     | 0                 | 0                  | 0%                  | 22-Mar-24     | 22-May-25      | 09-May-24  | 17-Jun-25   | 26          |                                 |        |        |   |        |
| 03-1060-1(6D)  | Application for a Use Permit of a Lift or Escalator before putting into Use | 180               | 180                | 0%                  | 24-Nov-24     | 22-May-25      | 20-Dec-24  | 17-Jun-25   | 26          |                                 |        |        |   |        |
| <b>Ventilating System License Inspection</b>                                   |   |                   |                    |                     |               |                |            |             |             |                                 |        |        |   |        |
| 03-1650  | Completion of Ventilating System  | 0                 | 0                  | 0%                  | 10-Sep-24     | 29-Dec-24      | 29-Aug-24  | 17-Dec-24   | -12         |                                 |        |        |   |        |
| 03-1660  | Application for Inspection  | 15                | 15                 | 0%                  | 11-Sep-24     | 25-Sep-24      | 30-Aug-24  | 13-Sep-24   | -12         |                                 |        |        |   |        |
| 03-1670  | FSD VD Inspection   | 14                | 14                 | 0%                  | 26-Sep-24     | 09-Oct-24      | 14-Sep-24  | 27-Sep-24   | -12         |                                 |        |        |   |        |
| 03-1680  | Defect Rectifications   | 30                | 30                 | 0%                  | 10-Oct-24     | 08-Nov-24      | 28-Sep-24  | 27-Oct-24   | -12         |                                 |        |        |   |        |
| 03-1690  | Request for VD Reinspection   | 15                | 15                 | 0%                  | 09-Nov-24     | 23-Nov-24      | 28-Oct-24  | 11-Nov-24   | -12         |                                 |        |        |   |        |
| 03-1700  | Hot Smoke Test  | 15                | 15                 | 0%                  | 24-Nov-24     | 08-Dec-24      | 12-Nov-24  | 26-Nov-24   | -12         |                                 |        |        |   |        |
| 03-1710  | VD Reinspection   | 15                | 15                 | 0%                  | 24-Nov-24     | 08-Dec-24      | 12-Nov-24  | 26-Nov-24   | -12         |                                 |        |        |   |        |
| 03-1720  | Issue Letter of Compliance  | 21                | 21                 | 0%                  | 09-Dec-24     | 29-Dec-24      | 27-Nov-24  | 17-Dec-24   | -12         |                                 |        |        |   |        |
| <b>General Submissions</b>   |   |                   |                    |                     |               |                |            |             |             |                                 |        |        |   |        |
| <b>Contractor's Plans Submission and Approval</b>                              |   |                   |                    |                     |               |                |            |             |             |                                 |        |        |   |        |
| BEAM Plus Assessment   |   | 1108              | 150                |                     | 31-May-22     | 27-Dec-22      | 03-Aug-22  | 30-Dec-22   | 3           |                                 |        |        |   |        |

3-Month Rolling Programme (July 2022)

■ Remaining Work      ◆ Actual Milestone  
■ Actual Work            ◆ Critical Milestone  
■ Critical Remaining Work  
◆ Milestone

| Activity ID  | Activity Name   | Original Duration | Remaining Duration | Activity % Complete | Current Start | Current Finish | Late Start | Late Finish | Total Float | M56 Remarks | 2022   |            |  |        |  |  |
|--|---|-------------------|--------------------|---------------------|---------------|----------------|------------|-------------|-------------|-------------|--------|------------|--|--------|--|--|
|  |   |                   |                    |                     |               |                |            |             |             |             | Jul 56 | Aug 57     | Sep 58   | Oct 59 |  |  |
| 04-1500-1(1)   | Provisional Assessment  | 1108              | 150                | 86.46%              | 31-May-22     | 27-Dec-22*     | 03-Aug-22  | 30-Dec-22   | 3           |             |        |            |  |        |  |  |
| <b>Design Submissions</b>  |   |                   |                    |                     |               |                |            |             |             |             |        |            |  |        |  |  |
| <b>General Building Plan</b>   |   |                   |                    |                     |               |                |            |             |             |             |        |            |  |        |  |  |
| 04-1690(M46)   | ACC Equipment Structure   | 30                | 30                 | 0%                  | 31-Jul-22     | 29-Aug-22      | 20-Sep-22  | 19-Oct-22   | 51          |             |        | 31-Jul-22  | 29-Aug-22, ACC Equipment Structure   |        |  |  |
| 04-1730  | Weighbridge   | 60                | 30                 | 0%                  | 22-Apr-22 A   | 28-Sep-22      | 20-Sep-22  | 19-Oct-22   | 21          |             |        |            | 28-Sep-22, Weighbridge, Weighbridge, 28-   |        |  |  |
| <b>AIP Design Package Submissions</b>  |   |                   |                    |                     |               |                |            |             |             |             |        |            |  |        |  |  |
| <b>AIP Process and Layout Design (2.1)</b>   |   |                   |                    |                     |               |                |            |             |             |             |        |            |  |        |  |  |
| <b>MSW treatment process design for mechanical treatment (2.1.02)</b>                  |   |                   |                    |                     |               |                |            |             |             |             |        |            |  |        |  |  |
| 05-1090  | Mechanical Treatment Plant  | 96                | 35                 | 5%                  | 30-Apr-22 A   | 03-Sep-22      | 13-Sep-22  | 17-Oct-22   | 44          |             |        |            | 03-Sep-22, Mechanical Treatment Plant, Mechanical Treatment Plant, 03-Sep-   |        |  |  |
| <b>AIP Ground Treatment, Reclamation, Seawall, Breakwater, Berth (2.2)</b>             |   |                   |                    |                     |               |                |            |             |             |             |        |            |  |        |  |  |
| 05-2970  | Onshore crane Facility (2.2.11)                                       | 90                | 19                 | 5%                  | 30-Apr-22 A   | 18-Aug-22      | 15-Jul-22  | 02-Aug-22   | -16         |             |        |            | Onshore crane Facility (2.2.11), 18-Aug-22, 18-Aug-22, Onshore crane Facility (2.2.11)   |        |  |  |
| 05-2980  | Onshore vessel power supply system (2.2.12)                           | 135               | 10                 | 80%                 | 31-May-21     | 09-Aug-22      | 24-Jul-22  | 02-Aug-22   | -7          |             |        |            | Onshore vessel power supply system (2.2.12), 09-Aug-22, 09-Aug-22, Onshore vessel power supply system (2.2.                      |        |  |  |
| <b>AIP Incineration Plant Buildings (2.3)</b>  |   |                   |                    |                     |               |                |            |             |             |             |        |            |  |        |  |  |
| <b>General Layout Drawings and Fire Safety Strategy (2.3.00)</b>                       |   |                   |                    |                     |               |                |            |             |             |             |        |            |  |        |  |  |
| 05-1210  | Process Building & Wastewater Treatment Plant (2.3.00.01 & 2.5.00.01) | 105               | 50                 | 65%                 | 31-Aug-21 A   | 18-Sep-22      | 01-Aug-22  | 07-Nov-22   | 40          |             |        |            | 18-Sep-22, Process Building & Wastewater Treatment P   |        |  |  |
| 05-1220  | ACC Equipment Structure   | 60                | 60                 | 0%                  | 31-Jul-22     | 28-Sep-22      | 09-Sep-22  | 07-Nov-22   | 40          |             |        | 31-Jul-22  | 28-Sep-22, ACC Equipment Structure   |        |  |  |
| 05-2020  | Administration Building and Viewing Gallery (2.7.00)                  | 135               | 50                 | 65%                 | 27-Nov-18 A   | 18-Sep-22      | 01-Aug-22  | 19-Sep-22   | 1           |             |        |            | 18-Sep-22, Administration Building and Viewing Gallery   |        |  |  |
| 05-2640  | IWMF Site Wide Architectural Details (2.9.00)                         | 105               | 50                 | 5%                  | 31-Aug-21 A   | 18-Sep-22      | 01-Aug-22  | 19-Sep-22   | 1           |             |        |            | 18-Sep-22, IWMF Site Wide Architectural Details (2.9.00)   |        |  |  |
| 05-3020  | Site Master Layout Plan and Plant Layout (2.1.06)                     | 105               | 50                 | 65%                 | 31-Jul-21 A   | 18-Sep-22      | 01-Aug-22  | 19-Sep-22   | 1           |             |        |            | 18-Sep-22, Site Master Layout Plan and Plant Layout (2.1   |        |  |  |
| <b>Operation Management System (2.3.03.04)</b>   |   |                   |                    |                     |               |                |            |             |             |             |        |            |  |        |  |  |
| 05-2250  | Design of the Air Quality Monitoring Stations (2.9.01)                | 60                | 30                 | 25%                 | 01-Jun-22 A   | 29-Aug-22      | 19-Aug-22  | 17-Sep-22   | 19          |             |        |            | 29-Aug-22, Design of the Air Quality Monitoring Stations (2.9.01), Design of the Air Qu  |        |  |  |
| 05-3840-1(M22)   | Automatic Traffic Control System (ATCS) (2.10.06.12)                  | 90                | 30                 | 5%                  | 14-Feb-22 A   | 29-Aug-22      | 23-Aug-22  | 21-Sep-22   | 23          |             |        |            | 29-Aug-22, Automatic Traffic Control System (ATCS) (2.10.06.12), Automatic Traffic C   |        |  |  |
| <b>Building services design (excluding fire services installation design) (2.3.06)</b> |   |                   |                    |                     |               |                |            |             |             |             |        |            |  |        |  |  |
| 05-1550  | Electrical Services and Lighting                                      | 150               | 60                 | 25%                 | 02-Jan-19 A   | 28-Sep-22      | 09-Oct-22  | 07-Dec-22   | 70          |             |        |            | 28-Sep-22, Electrical Services and Lighting  |        |  |  |
| 05-1600  | ELV (7 Packages)  | 135               | 60                 | 25%                 | 28-Feb-19 A   | 28-Sep-22      | 09-Oct-22  | 07-Dec-22   | 70          |             |        |            | 28-Sep-22, ELV (7 Packages), ELV (7 Pac  |        |  |  |
| 05-1610  | Lifts and Escalators (2 Packages)                                     | 135               | 60                 | 5%                  | 01-Nov-19 A   | 28-Sep-22      | 17-Oct-22  | 15-Dec-22   | 78          |             |        |            | 28-Sep-22, Lifts and Escalators (2 Packag  |        |  |  |
| 05-1770  | Vehicle & Container Wash System                                       | 60                | 60                 | 0%                  | 31-Jul-22     | 28-Sep-22      | 26-Aug-22  | 24-Oct-22   | 26          |             |        | 31-Jul-22  | 28-Sep-22, Vehicle & Container Wash Sys  |        |  |  |
| 05-1770-1(M20)   | Water Cannon System   | 135               | 60                 | 45%                 | 31-Aug-19 A   | 28-Sep-22      | 21-Aug-22  | 19-Oct-22   | 21          |             |        |            | 28-Sep-22, Water Cannon System, Water C  |        |  |  |
| <b>AIP Fire services installation design (2.3.05)</b>                                  |   |                   |                    |                     |               |                |            |             |             |             |        |            |  |        |  |  |
| <b>Process Building (2.3.05.01)</b>  |   |                   |                    |                     |               |                |            |             |             |             |        |            |  |        |  |  |
| 05-1510  | Fire Systems  | 105               | 30                 | 5%                  | 09-Jul-19 A   | 17-Nov-22      | 20-Oct-22  | 18-Nov-22   | 1           |             |        |            |  |        |  |  |
| 05-1530  | FS schematics   | 135               | 30                 | 5%                  | 09-Jul-19 A   | 17-Nov-22      | 20-Oct-22  | 18-Nov-22   | 1           |             |        |            |  |        |  |  |
| <b>AIP Mechanical Treatment Plant Building (2.4)</b>                                   |   |                   |                    |                     |               |                |            |             |             |             |        |            |  |        |  |  |
| 05-1670  | Electrical and instrumentation works design (2.4.03)                  | 180               | 180                | 0%                  | 31-Jul-22*    | 26-Jan-23      | 25-Sep-22  | 23-Mar-23   | 56          |             |        | 31-Jul-22* |  |        |  |  |
| 05-1680  | Mechanical works design (2.4.04)                                      | 180               | 180                | 0%                  | 31-Jul-22*    | 26-Jan-23      | 25-Sep-22  | 23-Mar-23   | 56          |             |        | 31-Jul-22* |  |        |  |  |
| 05-1690  | Fire services installation design (2.4.05) (3 Packages)               | 135               | 60                 | 5%                  | 09-Jul-19 A   | 28-Sep-22      | 20-Oct-22  | 18-Dec-22   | 81          |             |        |            | 28-Sep-22, Fire services installation design   |        |  |  |
| <b>Building services design (excluding fire services installation design) (2.4.06)</b> |   |                   |                    |                     |               |                |            |             |             |             |        |            |  |        |  |  |
| 05-1730  | Plumbing  | 90                | 90                 | 0%                  | 31-Jul-22     | 28-Oct-22      | 30-Aug-22  | 27-Nov-22   | 30          |             |        | 31-Jul-22  |  |        |  |  |
| 05-1740  | Drainage  | 90                | 90                 | 0%                  | 31-Jul-22     | 28-Oct-22      | 30-Aug-22  | 27-Nov-22   | 30          |             |        | 31-Jul-22  |  |        |  |  |
| 05-1750  | ELV   | 90                | 90                 | 0%                  | 31-Jul-22     | 28-Oct-22      | 09-Sep-22  | 07-Dec-22   | 40          |             |        | 31-Jul-22  |  |        |  |  |
| 05-1760  | Lifts   | 135               | 135                | 0%                  | 31-Jul-22     | 12-Dec-22      | 18-Aug-22  | 30-Dec-22   | 18          |             |        | 31-Jul-22  |  |        |  |  |
| <b>AIP Wastewater Treatment Plant (2.5)</b>  |   |                   |                    |                     |               |                |            |             |             |             |        |            |  |        |  |  |
| 05-2790  | Fire services installation design (2.5.05)                            | 135               | 60                 | 5%                  | 09-Jul-19 A   | 17-Dec-22      | 20-Oct-22  | 18-Dec-22   | 1           |             |        |            |  |        |  |  |
| <b>AIP Water Treatment Plant Building (2.6)</b>  |   |                   |                    |                     |               |                |            |             |             |             |        |            |  |        |  |  |
| 05-1910  | Foundation design (2.6.01)  | 60                | 60                 | 0%                  | 31-Jul-22     | 28-Sep-22      | 01-Aug-22  | 18-Nov-22   | 51          |             |        | 31-Jul-22  | 28-Sep-22, Foundation design (2.6.01)  |        |  |  |
| 05-1920  | Structural design (2.6.02)  | 90                | 60                 | 5%                  | 31-Oct-21 A   | 28-Sep-22      | 31-Aug-22  | 29-Oct-22   | 31          |             |        |            | 28-Sep-22, Structural design (2.6.02), Stru  |        |  |  |
| 05-1950  | Fire services installation design (2.6.05) (3 Packages)               | 105               | 60                 | 5%                  | 09-Jul-19 A   | 28-Sep-22      | 21-Aug-22  | 19-Oct-22   | 21          |             |        |            | 28-Sep-22, Fire services installation design   |        |  |  |
| <b>Building services design (excluding fire services installation design) (2.6.06)</b> |   |                   |                    |                     |               |                |            |             |             |             |        |            |  |        |  |  |
| 05-1990  | Plumbing  | 135               | 60                 | 25%                 | 30-Apr-19 A   | 28-Sep-22      | 20-Sep-22  | 18-Nov-22   | 51          |             |        |            | 28-Sep-22, Plumbing, Plumbing, 28-Sep-2  |        |  |  |
| 05-2000  | Drainage  | 135               | 60                 | 5%                  | 30-Apr-19 A   | 28-Sep-22      | 20-Sep-22  | 18-Nov-22   | 51          |             |        |            | 28-Sep-22, Drainage, Drainage, 28-Sep-22   |        |  |  |
| <b>AIP Administration Building (2.7)</b>   |   |                   |                    |                     |               |                |            |             |             |             |        |            |  |        |  |  |
| 05-2060  | Fire services installation design (3 Packages) (2.7.04)               | 135               | 60                 | 5%                  | 31-Oct-19 A   | 28-Sep-22      | 20-Oct-22  | 18-Dec-22   | 81          |             |        |            | 28-Sep-22, Fire services installation design   |        |  |  |
| <b>Building services design (excluding fire services installation design) (2.7.05)</b> |   |                   |                    |                     |               |                |            |             |             |             |        |            |  |        |  |  |
| 05-2130  | Lifts and Escalators  | 135               | 60                 | 5%                  | 31-Jan-20 A   | 28-Sep-22      | 02-Oct-22  | 30-Nov-22   | 63          |             |        |            | 28-Sep-22, Lifts and Escalators, Lifts and E   |        |  |  |
| <b>AIP IWMF Substation (2.8)</b>   |   |                   |                    |                     |               |                |            |             |             |             |        |            |  |        |  |  |
| 05-2190  | Fire services installation design (2.8.05) (2 Packages)               | 135               | 0                  | 5%                  | 19-Feb-19 A   | 31-Jul-22      | 07-Oct-22  | 07-Oct-22   | 69          |             |        |            | 31-Jul-22, Fire services installation design (2.8.05) (2 Packages), Fire services installation design (2.8.05) (2 Packages), 31- |        |  |  |
| <b>AIP Chimney</b>   |   |                   |                    |                     |               |                |            |             |             |             |        |            |  |        |  |  |
| 05-7390  | Fire services installation design                                     | 90                | 90                 | 0%                  | 31-Jul-22     | 28-Oct-22      | 20-Oct-22  | 17-Jan-23   | 81          |             |        | 31-Jul-22  |  |        |  |  |
| <b>AIP Elevated Drive Way and Associated Structures Foundation</b>                     |   |                   |                    |                     |               |                |            |             |             |             |        |            |  |        |  |  |
| <b>Building services design (excluding fire services installation design)</b>          |   |                   |                    |                     |               |                |            |             |             |             |        |            |  |        |  |  |
| 05-7090  | Electrical Services and Lighting                                      | 105               | 60                 | 5%                  | 31-Dec-21 A   | 28-Sep-22      | 26-Aug-22  | 24-Oct-22   | 26          |             |        |            | 28-Sep-22, Electrical Services and Lighting  |        |  |  |
| <b>AIP Roads and Utilities (2.10)</b>  |   |                   |                    |                     |               |                |            |             |             |             |        |            |  |        |  |  |
| <b>Water supply system design on the Artificial Island (2.10.04)</b>                   |   |                   |                    |                     |               |                |            |             |             |             |        |            |  |        |  |  |
| 05-2360  | Water Tanks (2.10.04.05)  | 75                | 75                 | 0%                  | 31-Jul-22     | 13-Oct-22      | 03-Sep-22  | 16-Nov-22   | 34          |             |        | 31-Jul-22  | 13-Oct-22, Water Tank  |        |  |  |
| 05-2370  | External FS Systems (2.10.04.06)                                      | 105               | 60                 | 5%                  | 30-Nov-19 A   | 28-Sep-22      | 03-Sep-22  | 01-Nov-22   | 34          |             |        |            | 28-Sep-22, External FS Systems (2.10.04.0  |        |  |  |
| <b>Design of telecommunication and other utilities (2.10.06)</b>                       |   |                   |                    |                     |               |                |            |             |             |             |        |            |  |        |  |  |
| 05-2380  | Power Distribution System concept / schematics (2.10.06.01)           | 135               | 60                 | 5%                  | 31-Jan-21 A   | 28-Sep-22      | 08-Aug-22  | 06-Oct-22   | 8           |             |        |            | 28-Sep-22, Power Distribution System con   |        |  |  |
| 05-2410  | Site ELV Network System - Communications System concept / schemati    | 135               | 60                 | 5%                  | 31-Oct-20 A   | 28-Sep-22      | 03-Sep-22  | 01-Nov-22   | 34          |             |        |            | 28-Sep-22, Site ELV Network System - Co  |        |  |  |

### 3-Month Rolling Programme (July 2022)

- Remaining Work
- Actual Work
- Critical Remaining Work
- Milestone
- Actual Milestone
- Critical Milestone



| Activity ID  | Activity Name   | Original Duration | Remaining Duration | Activity % Complete | Current Start | Current Finish | Late Start | Late Finish | Total Float | M56 Remarks | 2022   |        |        |        |  |
|--|---|-------------------|--------------------|---------------------|---------------|----------------|------------|-------------|-------------|-------------|--------|--------|--------|--------|--|
|  |   |                   |                    |                     |               |                |            |             |             |             | Jul 56 | Aug 57 | Sep 58 | Oct 59 |  |
| 05-2420  | Site ELV Network System - Security Systems concept / schematics (2.10.06.07)                            | 135               | 60                 | 5%                  | 31-Oct-20 A   | 28-Sep-22      | 03-Sep-22  | 01-Nov-22   | 34          |             |        |        |        |        |  |
| 05-2430  | Site ELV Network System - Navigation aids concept / schematics (2.10.06.07)                             | 105               | 75                 | 28.57%              | 31-May-22     | 13-Oct-22      | 04-Aug-22  | 17-Oct-22   | 4           |             |        |        |        |        |  |
| 05-2440  | Microwave transmission of FS direct link (2.10.06.07)   | 105               | 30                 | 45%                 | 28-Jun-19 A   | 29-Aug-22      | 29-Aug-22  | 27-Sep-22   | 29          |             |        |        |        |        |  |
| 05-2450  | Fuel Handling System concept / schematics (2.10.06.08)  | 135               | 30                 | 5%                  | 24-Jan-20 A   | 29-Aug-22      | 23-Aug-22  | 21-Sep-22   | 23          |             |        |        |        |        |  |
| <b>AIP Architectural, Finishes and Landscaping Works (2.11)</b>            |   |                   |                    |                     |               |                |            |             |             |             |        |        |        |        |  |
| <b>External and internal finishes design</b>                               |   |                   |                    |                     |               |                |            |             |             |             |        |        |        |        |  |
| 05-2510  | External and internal finishes design for Incineration Plant Building (2.11.01)                         | 105               | 30                 | 80%                 | 31-Oct-20 A   | 29-Aug-22      | 04-Aug-22  | 21-Sep-22   | 23          |             |        |        |        |        |  |
| 05-2520  | External and internal finishes design for ACC Equipment Yard  | 75                | 30                 | 60%                 | 31-May-22     | 29-Aug-22      | 23-Aug-22  | 21-Sep-22   | 23          |             |        |        |        |        |  |
| 05-2530  | External and internal finishes design for Turbine Hall Building   | 105               | 5                  | 80%                 | 31-Oct-20 A   | 04-Aug-22      | 04-Aug-22  | 08-Aug-22   | 4           |             |        |        |        |        |  |
| 05-2540  | External and internal finishes design for CCCW Building   | 105               | 5                  | 80%                 | 31-Oct-20 A   | 04-Aug-22      | 05-Aug-22  | 09-Aug-22   | 5           |             |        |        |        |        |  |
| 05-2550  | External and internal finishes design for Chimney   | 60                | 30                 | 80%                 | 31-May-22     | 29-Aug-22      | 23-Aug-22  | 21-Sep-22   | 23          |             |        |        |        |        |  |
| 05-2560  | External and internal finishes design for Reception Pavilion  | 105               | 30                 | 80%                 | 31-Oct-20 A   | 29-Aug-22      | 23-Aug-22  | 21-Sep-22   | 23          |             |        |        |        |        |  |
| 05-2570  | External and internal finishes design for MT Plant Building (2.11.02)                                   | 105               | 30                 | 45%                 | 31-Oct-20 A   | 29-Aug-22      | 23-Aug-22  | 21-Sep-22   | 23          |             |        |        |        |        |  |
| 05-2580  | External and internal finishes design for the Wastewater Treatment Plant                                | 105               | 30                 | 80%                 | 30-Sep-21 A   | 29-Aug-22      | 15-Aug-22  | 13-Sep-22   | 15          |             |        |        |        |        |  |
| 05-2590  | External and internal finishes design for the Water Treatment Plant                                     | 105               | 30                 | 25%                 | 30-Sep-21 A   | 29-Aug-22      | 23-Aug-22  | 21-Sep-22   | 23          |             |        |        |        |        |  |
| 05-2600  | External and internal finishes design for the Administration Building (2.11.03)                         | 105               | 30                 | 45%                 | 31-Oct-20 A   | 29-Aug-22      | 23-Aug-22  | 21-Sep-22   | 23          |             |        |        |        |        |  |
| 05-2610  | External and internal finishes design for the IWMF Substation (2.11.06)                                 | 105               | 10                 | 80%                 | 31-Oct-20 A   | 09-Aug-22      | 10-Aug-22  | 19-Aug-22   | 10          |             |        |        |        |        |  |
| 05-5410  | External and internal finishes design for Elevated Driveway   | 105               | 30                 | 80%                 | 31-Jul-21 A   | 29-Aug-22      | 23-Aug-22  | 21-Sep-22   | 23          |             |        |        |        |        |  |
| <b>Facade Structural Design</b>  |   |                   |                    |                     |               |                |            |             |             |             |        |        |        |        |  |
| 05-8090(6D)10  | Sky Deck near Administration Building Structural Design   | 90                | 90                 | 0%                  | 31-Jul-22     | 28-Oct-22      | 09-Sep-22  | 07-Dec-22   | 40          |             |        |        |        |        |  |
| <b>AIP Transportation Facilities for the Operation (2.13)</b>              |   |                   |                    |                     |               |                |            |             |             |             |        |        |        |        |  |
| 05-2690  | Design of vehicles for MSW and Ash and Residues delivery (2.13.01)                                      | 105               | 10                 | 65%                 | 30-Sep-20 A   | 09-Aug-22      | 11-Aug-22  | 20-Aug-22   | 11          |             |        |        |        |        |  |
| <b>AIP Miscellaneous Works (2.14)</b>                                      |   |                   |                    |                     |               |                |            |             |             |             |        |        |        |        |  |
| 05-2710  | Design of process related CCTV and existing onshore crane replacement                                   | 105               | 105                | 0%                  | 31-Jul-22     | 12-Nov-22      | 22-Aug-22  | 04-Dec-22   | 22          |             |        |        |        |        |  |
| 05-2720  | Design of visitors and environmental education facilities (2.14.02)                                     | 105               | 60                 | 5%                  | 31-Oct-20 A   | 28-Sep-22      | 16-Oct-22  | 14-Dec-22   | 77          |             |        |        |        |        |  |
| <b>AIP Miscellaneous Detailing (2.15)</b>                                  |   |                   |                    |                     |               |                |            |             |             |             |        |        |        |        |  |
| 05-2740  | Gatehouses (2.15.03)  | 90                | 90                 | 0%                  | 31-Jul-22     | 28-Oct-22      | 08-Sep-22  | 06-Dec-22   | 39          |             |        |        |        |        |  |
| 05-2750  | Weighbridge office (2.15.04)  | 90                | 90                 | 0%                  | 31-Jul-22     | 28-Oct-22      | 05-Sep-22  | 03-Dec-22   | 36          |             |        |        |        |        |  |
| <b>AIP O&amp;M Packages</b>  |   |                   |                    |                     |               |                |            |             |             |             |        |        |        |        |  |
| 05-8050-1(M55)   | Design of (pilot) Electric Vehicle  | 190               | 190                | 0%                  | 01-Oct-22*    | 08-Apr-23      | 01-Oct-22  | 08-Apr-23   | 0           |             |        |        |        |        |  |
| <b>DDA Design Package Submissions</b>                                      |   |                   |                    |                     |               |                |            |             |             |             |        |        |        |        |  |
| <b>DDA Process and Layout Design (2.1)</b>                                 |   |                   |                    |                     |               |                |            |             |             |             |        |        |        |        |  |
| <b>MSW treatment process design for mechanical treatment (2.1.14)</b>      |   |                   |                    |                     |               |                |            |             |             |             |        |        |        |        |  |
| 05-3500  | Mechanical Treatment Plant (2.1.14)   | 105               | 105                | 0%                  | 04-Sep-22     | 17-Dec-22      | 18-Oct-22  | 30-Jan-23   | 44          |             |        |        |        |        |  |
| 05-3510  | Water Treatment Plant and Boiler Water Treatment (Demin Unit) Plant                                     | 105               | 60                 | 5%                  | 31-Jan-21 A   | 28-Sep-22      | 23-Oct-22  | 21-Dec-22   | 84          |             |        |        |        |        |  |
| <b>Flue gas treatment process design for incineration (2.1.16)</b>         |   |                   |                    |                     |               |                |            |             |             |             |        |        |        |        |  |
| 05-4660  | Flue Gas Treatment System (2 Packages)  | 105               | 60                 | 45%                 | 30-Sep-20 A   | 28-Sep-22      | 10-Aug-22  | 08-Oct-22   | 10          |             |        |        |        |        |  |
| 05-4980  | Boiler ash and APC residue handling and solidification (2 Packages)                                     | 105               | 60                 | 45%                 | 30-Sep-20 A   | 28-Sep-22      | 23-Jul-23  | 20-Sep-23   | 357         |             |        |        |        |        |  |
| <b>DDA Ground Treatment, Reclamation, Seawall, Breakwater, Berth (2.2)</b> |   |                   |                    |                     |               |                |            |             |             |             |        |        |        |        |  |
| 05-3430-2(M37)   | Geotechnical Interpretative Report (2.2.02.02)  | 105               | 10                 | 65%                 | 31-Dec-20 A   | 09-Aug-22      | 01-Aug-22  | 11-Aug-22   | 2           |             |        |        |        |        |  |
| 05-3450  | Seawall design (2.2.20)   | 60                | 20                 | 65%                 | 20-Jan-19 A   | 19-Aug-22      | 02-Aug-22  | 21-Aug-22   | 2           |             |        |        |        |        |  |
| 05-3480  | Onshore crane Facility (2.2.23)   | 90                | 90                 | 0%                  | 19-Aug-22     | 16-Nov-22      | 03-Aug-22  | 31-Oct-22   | -16         |             |        |        |        |        |  |
| 05-3490  | Onshore vessel power supply system (2.2.24)   | 90                | 90                 | 0%                  | 10-Aug-22     | 07-Nov-22      | 03-Aug-22  | 31-Oct-22   | -7          |             |        |        |        |        |  |
| <b>DDA Incineration Plant Buildings (2.3)</b>                              |   |                   |                    |                     |               |                |            |             |             |             |        |        |        |        |  |
| <b>Foundation design (2.3.13)</b>  |   |                   |                    |                     |               |                |            |             |             |             |        |        |        |        |  |
| 05-3240  | Turbin Hall Building  | 90                | 30                 | 80%                 | 08-Jul-21 A   | 29-Aug-22      | 22-Aug-22  | 20-Sep-22   | 22          |             |        |        |        |        |  |
| <b>Structural design (2.3.14)</b>  |   |                   |                    |                     |               |                |            |             |             |             |        |        |        |        |  |
| 05-5350  | Turbin Hall Building (2.3.14.03)  | 189               | 10                 | 45%                 | 03-Jun-21 A   | 09-Aug-22      | 09-Aug-22  | 18-Aug-22   | 9           |             |        |        |        |        |  |
| <b>Electrical and instrumentation works design (2.3.15)</b>                |   |                   |                    |                     |               |                |            |             |             |             |        |        |        |        |  |
| <b>2.3.15.01</b>   |   |                   |                    |                     |               |                |            |             |             |             |        |        |        |        |  |
| 05-3360  | 11kV/380V Power Transformers Design (2.3.15.01)   | 105               | 30                 | 80%                 | 05-Nov-21 A   | 29-Aug-22      | 04-Sep-22  | 03-Oct-22   | 35          |             |        |        |        |        |  |
| <b>E&amp;I Package 1 (Process Island) (2.3.15.02)</b>                      |   |                   |                    |                     |               |                |            |             |             |             |        |        |        |        |  |
| 05-3370  | Electric Heat Tracing (Process Island) (2.3.15.02.10)   | 120               | 1                  | 5%                  | 17-Feb-22 A   | 31-Jul-22      | 31-Jul-22  | 31-Jul-22   | 0           |             |        |        |        |        |  |
| 05-3390-10(M55)  | Electrical Works - MCC Panels (2.3.15.02.01)  | 105               | 1                  | 80%                 | 22-Sep-20 A   | 31-Jul-22      | 31-Jul-22  | 31-Jul-22   | 0           |             |        |        |        |        |  |
| 05-3390-11(M55)  | Electrical Works - Process Island Uninterruptable Power Supply (UPS) (2.3.15.02.03)                     | 105               | 1                  | 80%                 | 27-Nov-20 A   | 31-Jul-22      | 31-Jul-22  | 31-Jul-22   | 0           |             |        |        |        |        |  |
| 05-3390-13(M55)  | Electrical Works E&I Installation at Yard (2.3.15.02.08)  | 105               | 1                  | 25%                 | 07-May-22     | 31-Jul-22      | 10-Jul-22  | 10-Jul-22   | -21         |             |        |        |        |        |  |
| 05-3390-6(M55)   | Electrical Works Instrumentation (2.3.15.02.06)   | 105               | 1                  | 80%                 | 15-Oct-21 A   | 31-Jul-22      | 31-Jul-22  | 31-Jul-22   | 0           |             |        |        |        |        |  |
| 05-3390-9(M55)   | Electrical Works - VSD (2.3.15.02.02)   | 105               | 1                  | 80%                 | 15-Dec-20 A   | 31-Jul-22      | 31-Jul-22  | 31-Jul-22   | 0           |             |        |        |        |        |  |
| 05-7400-1(M55)   | Electrical works CEMS and Process Analyzers (2.3.15.02.07)  | 105               | 1                  | 5%                  | 12-Jul-21 A   | 31-Jul-22      | 31-Jul-22  | 31-Jul-22   | 0           |             |        |        |        |        |  |
| <b>Operation Management System (2.3.15.04)</b>                             |   |                   |                    |                     |               |                |            |             |             |             |        |        |        |        |  |
| 05-4490  | Design of the Air Quality Monitoring Stations (2.9.03)  | 60                | 60                 | 0%                  | 30-Aug-22     | 28-Oct-22      | 18-Sep-22  | 16-Nov-22   | 19          |             |        |        |        |        |  |
| 05-5400-1(M22)   | Automatic Traffic Control System (ATCS)   | 90                | 90                 | 0%                  | 30-Aug-22     | 27-Nov-22      | 22-Sep-22  | 20-Dec-22   | 23          |             |        |        |        |        |  |
| <b>2.3.15.05</b>   |   |                   |                    |                     |               |                |            |             |             |             |        |        |        |        |  |
| 05-3390-15(M55)  | Electrical and Instrumentation Works Design - Balance of Plant LV Switchgear Design (2.3.15.05.01)      | 105               | 1                  | 80%                 | 07-May-22     | 31-Jul-22      | 31-Jul-22  | 31-Jul-22   | 0           |             |        |        |        |        |  |
| 05-3390-16(M55)  | Package 3 (Balance of Plant) - Weighbridge Electrical & Instrumentation Package & ALPCRS (2.3.15.05.07) | 105               | 1                  | 45%                 | 04-Jan-22 A   | 31-Jul-22      | 31-Jul-22  | 31-Jul-22   | 0           |             |        |        |        |        |  |
| 05-3390-17(M55)  | Waste Crane Functional Description (2.3.15.05.08)   | 105               | 1                  | 80%                 | 15-Jul-21 A   | 31-Jul-22      | 31-Jul-22  | 31-Jul-22   | 0           |             |        |        |        |        |  |
| 05-3390-3(M55)   | Electrical and Instrumentation Works Design - Compressed Air Plants (2.3.15.05.03)                      | 105               | 1                  | 80%                 | 29-Nov-21 A   | 31-Jul-22      | 31-Jul-22  | 31-Jul-22   | 0           |             |        |        |        |        |  |
| 05-3390-5(M55)   | Electrical and Instrumentation Works - Ash Crane (2.3.15.05.05)   | 105               | 1                  | 80%                 | 30-Aug-21 A   | 31-Jul-22      | 31-Jul-22  | 31-Jul-22   | 0           |             |        |        |        |        |  |

3-Month Rolling Programme (July 2022)

■ Remaining Work      ◆ Actual Milestone  
■ Actual Work      ◆ Critical Milestone  
■ Critical Remaining Work  
◆ Milestone





| Activity ID   | Activity Name  | Original Duration | Remaining Duration | Activity % Complete | Current Start      | Current Finish   | Late Start       | Late Finish      | Total Float | M56 Remarks | 2022   |        |        |        |
|---|--|-------------------|--------------------|---------------------|--------------------|------------------|------------------|------------------|-------------|-------------|--------|--------|--------|--------|
|   |  |                   |                    |                     |                    |                  |                  |                  |             |             | Jul 56 | Aug 57 | Sep 58 | Oct 59 |
| 05-4670   | External and internal finishes design for Incineration Plant Building (2.11.1)                           | 90                | 90                 | 0%                  | 30-Aug-22          | 27-Nov-22        | 22-Sep-22        | 20-Dec-22        | 23          |             |        |        |        |        |
| 05-4680   | External and internal finishes design for ACC Equipment Yard   | 90                | 90                 | 0%                  | 30-Aug-22          | 27-Nov-22        | 22-Sep-22        | 20-Dec-22        | 23          |             |        |        |        |        |
| 05-4690   | External and internal finishes design for Turbine Hall Building  | 90                | 90                 | 0%                  | 05-Aug-22          | 02-Nov-22        | 09-Aug-22        | 06-Nov-22        | 4           |             |        |        |        |        |
| 05-4700   | External and internal finishes design for CCCW Building  | 90                | 90                 | 0%                  | 05-Aug-22          | 02-Nov-22        | 10-Aug-22        | 07-Nov-22        | 5           |             |        |        |        |        |
| 05-4710   | External and internal finishes design for Chimney  | 90                | 90                 | 0%                  | 30-Aug-22          | 27-Nov-22        | 22-Sep-22        | 20-Dec-22        | 23          |             |        |        |        |        |
| 05-4720   | External and internal finishes design for Reception Pavilion   | 90                | 90                 | 0%                  | 30-Aug-22          | 27-Nov-22        | 22-Sep-22        | 20-Dec-22        | 23          |             |        |        |        |        |
| 05-4730   | External and internal finishes design for MT Plant Building (2.11.16)                                    | 90                | 90                 | 0%                  | 30-Aug-22          | 27-Nov-22        | 22-Sep-22        | 20-Dec-22        | 23          |             |        |        |        |        |
| 05-4740   | External and internal finishes design for the Wastewater Treatment Plant                                 | 60                | 60                 | 0%                  | 30-Aug-22          | 28-Oct-22        | 14-Sep-22        | 12-Nov-22        | 15          |             |        |        |        |        |
| 05-4750   | External and internal finishes design for the Water Treatment Plant Building                             | 90                | 90                 | 0%                  | 30-Aug-22          | 27-Nov-22        | 22-Sep-22        | 20-Dec-22        | 23          |             |        |        |        |        |
| 05-4760   | External and internal finishes design for the Administration Building (2.11.1)                           | 90                | 90                 | 0%                  | 30-Aug-22          | 27-Nov-22        | 22-Sep-22        | 20-Dec-22        | 23          |             |        |        |        |        |
| 05-4770   | External and internal finishes design for the IWMF Substation (2.11.20)                                  | 90                | 90                 | 0%                  | 10-Aug-22          | 07-Nov-22        | 20-Aug-22        | 17-Nov-22        | 10          |             |        |        |        |        |
| 05-5420   | External and internal finishes design for Elevated Driveway  | 90                | 90                 | 0%                  | 30-Aug-22          | 27-Nov-22        | 22-Sep-22        | 20-Dec-22        | 23          |             |        |        |        |        |
| <b>Facade Structural Design</b>                               |  | <b>90</b>         | <b>90</b>          |                     | <b>31-Jul-22</b>   | <b>28-Oct-22</b> | <b>24-Oct-22</b> | <b>21-Jan-23</b> | <b>85</b>   |             |        |        |        |        |
| 05-8010(M45)  | IWMF Sub-station   | 90                | 90                 | 0%                  | 31-Jul-22          | 28-Oct-22        | 24-Oct-22        | 21-Jan-23        | 85          |             |        |        |        |        |
| <b>DDA Testing and Commissioning (2.12)</b>                   |  | <b>105</b>        | <b>30</b>          |                     | <b>19-May-22</b>   | <b>29-Aug-22</b> | <b>11-Aug-22</b> | <b>09-Sep-22</b> | <b>11</b>   |             |        |        |        |        |
| 05-4810-2(M55)  | FAT of DCS - Software SIL FAT Plant for Process Island (2.12.09.03.01)                                   | 105               | 30                 | 80%                 | 19-May-22          | 29-Aug-22        | 11-Aug-22        | 09-Sep-22        | 11          |             |        |        |        |        |
| <b>DDA Transportation Facilities for the Operation (2.13)</b> |  | <b>341</b>        | <b>305</b>         |                     | <b>25-Jun-22 A</b> | <b>31-May-23</b> | <b>11-Aug-22</b> | <b>11-Jun-23</b> | <b>11</b>   |             |        |        |        |        |
| 05-4850   | Design of vehicles for MSW and Ash and Residues delivery (2.13.05)                                       | 341               | 295                | 0%                  | 25-Jun-22 A        | 31-May-23        | 21-Aug-22        | 11-Jun-23        | 11          |             |        |        |        |        |
| 05-4860   | Design of marine vessels for the use of the Employer and visitors (2.13.06)                              | 305               | 305                | 0%                  | 31-Jul-22          | 31-May-23        | 11-Aug-22        | 11-Jun-23        | 11          |             |        |        |        |        |
| <b>DDA Auxiliary Plant Systems (2.16)</b>                     |  | <b>90</b>         | <b>93</b>          |                     | <b>26-Apr-22 A</b> | <b>31-Oct-22</b> | <b>04-Sep-22</b> | <b>05-Dec-22</b> | <b>35</b>   |             |        |        |        |        |
| 05-4940-3(6E)   | EOTC System (2.16.11)  | 90                | 93                 | 5%                  | 26-Apr-22 A        | 31-Oct-22        | 04-Sep-22        | 05-Dec-22        | 35          |             |        |        |        |        |
| <b>Procurement of Major Equipment</b>                         |  | <b>933</b>        | <b>312</b>         |                     | <b>29-Mar-20 A</b> | <b>07-Jun-23</b> | <b>23-May-22</b> | <b>08-Jun-23</b> | <b>1</b>    |             |        |        |        |        |
| <b>Off-site Fabrication of Incineration Modules</b>           |  | <b>900</b>        | <b>279</b>         |                     | <b>13-Oct-20 A</b> | <b>05-May-23</b> | <b>23-May-22</b> | <b>27-Mar-23</b> | <b>-39</b>  |             |        |        |        |        |
| <b>Fabrication of Module (TPU)</b>                            |  | <b>900</b>        | <b>279</b>         |                     | <b>13-Oct-20 A</b> | <b>05-May-23</b> | <b>23-May-22</b> | <b>22-Mar-23</b> | <b>-44</b>  |             |        |        |        |        |
| <b>PFab 1- Line 1</b>   |  | <b>785</b>        | <b>164</b>         |                     | <b>13-Oct-20 A</b> | <b>10-Jan-23</b> | <b>23-May-22</b> | <b>02-Nov-22</b> | <b>-69</b>  |             |        |        |        |        |
| <b>Structure Fabrication</b>                                  |  | <b>236</b>        | <b>83</b>          |                     | <b>13-Oct-20 A</b> | <b>21-Oct-22</b> | <b>30-Jun-22</b> | <b>03-Oct-22</b> | <b>-18</b>  |             |        |        |        |        |
| 06-TPU-1-1160   | PFab 1-Line 1 - Tertiary Structure Fabrication   | 200               | 83                 | 58.5%               | 13-Oct-20 A        | 21-Oct-22        | 13-Jul-22        | 03-Oct-22        | -18         |             |        |        |        |        |
| 06-TPU-1-1200   | PFab 1-Line 1 - 4th & Top Floor Primary & Secondary Steel Structure Fabrication (Beam/Column/Plate etc.) | 109               | 6                  | 94.5%               | 03-Oct-21 A        | 05-Aug-22        | 30-Jun-22        | 05-Jul-22        | -31         |             |        |        |        |        |
| <b>Structure Erection</b>                                     |  | <b>122</b>        | <b>113</b>         |                     | <b>14-Jan-22 A</b> | <b>20-Nov-22</b> | <b>23-May-22</b> | <b>02-Nov-22</b> | <b>-18</b>  |             |        |        |        |        |
| 06-TPU-1-1070   | PFab 1-Line 1 - 4th Floor(EL37.72m~EL47.22m) Primary & Secondary S                                       | 30                | 21                 | 30%                 | 03-May-22          | 20-Aug-22        | 23-May-22        | 12-Jun-22        | -69         |             |        |        |        |        |
| 06-TPU-1-1080   | PFab 1-Line 1 - Top Floor(EL47.22m~EL54.47m) Primary & Secondary S                                       | 30                | 48                 | 0%                  | 17-Jun-22 A        | 22-Sep-22        | 06-Jul-22        | 22-Aug-22        | -31         |             |        |        |        |        |
| 06-TPU-1-1090   | PFab 1-Line 1 - Tertiary Structure Erection  | 90                | 113                | 0%                  | 14-Jan-22 A        | 20-Nov-22        | 13-Jul-22        | 02-Nov-22        | -18         |             |        |        |        |        |
| <b>Mechanical Erection</b>                                    |  | <b>251</b>        | <b>92</b>          |                     | <b>04-Feb-22 A</b> | <b>30-Oct-22</b> | <b>13-Jun-22</b> | <b>22-Aug-22</b> | <b>-69</b>  |             |        |        |        |        |
| 06-TPU-1-1100   | PFab 1-Line 1 Mechanical Installation - 1st Floor (Below EL20.47m) (Incl                                 | 80                | 37                 | 53.75%              | 04-Feb-22 A        | 05-Sep-22        | 17-Jul-22        | 22-Aug-22        | -14         |             |        |        |        |        |
| 06-TPU-1-1110   | PFab 1-Line 1 Mechanical Installation - 2nd Floor(EL20.47m~EL26.72m)                                     | 80                | 31                 | 61.25%              | 22-Feb-22 A        | 05-Sep-22        | 23-Jul-22        | 22-Aug-22        | -14         |             |        |        |        |        |
| 06-TPU-1-1120   | PFab 1-Line 1 Mechanical Installation - 3rd Floor( EL26.72m~EL37.72m)                                    | 80                | 37                 | 53.75%              | 06-May-22          | 05-Sep-22        | 17-Jul-22        | 22-Aug-22        | -14         |             |        |        |        |        |
| 06-TPU-1-1130   | PFab 1-Line 1 Mechanical Installation - 4th Floor(EL37.72m~EL47.22m)                                     | 80                | 49                 | 38.75%              | 18-Jun-22 A        | 17-Sep-22        | 05-Jul-22        | 22-Aug-22        | -26         |             |        |        |        |        |
| 06-TPU-1-1250   | PFab 1-Line 1 Mechanical Installation - Boiler Lifting & Installation                                    | 80                | 71                 | 11.25%              | 24-Jun-22 A        | 30-Oct-22        | 13-Jun-22        | 22-Aug-22        | -69         |             |        |        |        |        |
| <b>Piping Fabrication</b>                                     |  | <b>200</b>        | <b>39</b>          |                     | <b>10-Feb-21 A</b> | <b>07-Sep-22</b> | <b>23-May-22</b> | <b>30-Jun-22</b> | <b>-69</b>  |             |        |        |        |        |
| 06-TPU-1-1220   | PFab 1-Line 1 - Piping Fabrication   | 200               | 39                 | 80.5%               | 10-Feb-21 A        | 07-Sep-22        | 23-May-22        | 30-Jun-22        | -69         |             |        |        |        |        |
| <b>Piping Installation</b>                                    |  | <b>150</b>        | <b>124</b>         |                     | <b>05-Jul-22 A</b> | <b>01-Dec-22</b> | <b>23-May-22</b> | <b>23-Sep-22</b> | <b>-69</b>  |             |        |        |        |        |
| 06-TPU-1-1000   | PFab 1-Line 1 - Piping installation  | 150               | 124                | 17.33%              | 05-Jul-22 A        | 01-Dec-22        | 23-May-22        | 23-Sep-22        | -69         |             |        |        |        |        |
| <b>E&amp;I Fabrication</b>                                    |  | <b>180</b>        | <b>94</b>          |                     | <b>14-Apr-22 A</b> | <b>01-Nov-22</b> | <b>27-May-22</b> | <b>28-Aug-22</b> | <b>-65</b>  |             |        |        |        |        |
| 06-TPU-1-1230   | PFab 1-Line 1 - E&I Fabrication  | 180               | 94                 | 47.78%              | 14-Apr-22 A        | 01-Nov-22        | 27-May-22        | 28-Aug-22        | -65         |             |        |        |        |        |
| <b>E&amp;I Installation</b>                                   |  | <b>115</b>        | <b>115</b>         |                     | <b>04-Aug-22</b>   | <b>26-Nov-22</b> | <b>27-May-22</b> | <b>18-Sep-22</b> | <b>-69</b>  |             |        |        |        |        |
| 06-TPU-1-1260   | PFab 1-Line 1 - E&I Support Installation   | 45                | 45                 | 0%                  | 04-Aug-22          | 17-Sep-22        | 27-May-22        | 10-Jul-22        | -69         |             |        |        |        |        |
| 06-TPU-1-1270   | PFab 1-Line 1 - E&I Cable Ladder Erection  | 45                | 45                 | 0%                  | 14-Aug-22          | 27-Sep-22        | 06-Jun-22        | 20-Jul-22        | -69         |             |        |        |        |        |
| <b>Electrical</b>   |  | <b>96</b>         | <b>96</b>          |                     | <b>23-Aug-22</b>   | <b>26-Nov-22</b> | <b>17-Jun-22</b> | <b>18-Sep-22</b> | <b>-69</b>  |             |        |        |        |        |
| 06-TPU-1-1280   | PFab 1-Line 1 - Electrical Cable Pulling and Termination   | 80                | 80                 | 0%                  | 08-Sep-22          | 26-Nov-22        | 01-Jul-22        | 18-Sep-22        | -69         |             |        |        |        |        |
| 06-TPU-1-1290   | PFab 1-Line 1 - Electrical Equipment Installation  | 45                | 45                 | 0%                  | 25-Aug-22          | 08-Oct-22        | 17-Jun-22        | 31-Jul-22        | -69         |             |        |        |        |        |
| 06-TPU-1-1300   | PFab 1-Line 1 - Electrical Heat Tracing Installation   | 45                | 45                 | 0%                  | 25-Aug-22          | 08-Oct-22        | 17-Jun-22        | 31-Jul-22        | -69         |             |        |        |        |        |
| 06-TPU-1-1340   | PFab 1-Line 1 - MCC room installation  | 45                | 45                 | 0%                  | 23-Aug-22          | 06-Oct-22        | 17-Jun-22        | 31-Jul-22        | -67         |             |        |        |        |        |
| <b>Instrument</b>   |  | <b>94</b>         | <b>94</b>          |                     | <b>25-Aug-22</b>   | <b>26-Nov-22</b> | <b>17-Jun-22</b> | <b>18-Sep-22</b> | <b>-69</b>  |             |        |        |        |        |
| 06-TPU-1-1310   | PFab 1-Line 1 - Instrument Cable Pulling and Termination   | 80                | 80                 | 0%                  | 08-Sep-22          | 26-Nov-22        | 01-Jul-22        | 18-Sep-22        | -69         |             |        |        |        |        |
| 06-TPU-1-1320   | PFab 1-Line 1 - Instrument Equipment Installation  | 45                | 45                 | 0%                  | 25-Aug-22          | 08-Oct-22        | 17-Jun-22        | 31-Jul-22        | -69         |             |        |        |        |        |
| 06-TPU-1-1330   | PFab 1-Line 1 - Instrument Tubing Installation   | 45                | 45                 | 0%                  | 25-Aug-22          | 08-Oct-22        | 17-Jun-22        | 31-Jul-22        | -69         |             |        |        |        |        |
| <b>Insulation</b>   |  | <b>150</b>        | <b>149</b>         |                     | <b>23-May-22</b>   | <b>26-Dec-22</b> | <b>23-May-22</b> | <b>18-Oct-22</b> | <b>-69</b>  |             |        |        |        |        |
| 06-TPU-1-1020   | PFab 1-Line 1 - Insulation   | 150               | 149                | 0.67%               | 23-May-22          | 26-Dec-22        | 23-May-22        | 18-Oct-22        | -69         |             |        |        |        |        |
| <b>Precommissioning</b>                                       |  | <b>60</b>         | <b>60</b>          |                     | <b>12-Nov-22</b>   | <b>10-Jan-23</b> | <b>04-Sep-22</b> | <b>02-Nov-22</b> | <b>-69</b>  |             |        |        |        |        |
| 06-TPU-1-1030   | PFab 1-Line 1 - Pre-commissioning  | 60                | 60                 | 0%                  | 12-Nov-22          | 10-Jan-23        | 04-Sep-22        | 02-Nov-22        | -69         |             |        |        |        |        |
| <b>PFab 1- Line 2</b>   |  | <b>539</b>        | <b>163</b>         |                     | <b>09-Nov-20 A</b> | <b>09-Jan-23</b> | <b>30-May-22</b> | <b>08-Nov-22</b> | <b>-62</b>  |             |        |        |        |        |
| <b>Structure Fabrication</b>                                  |  | <b>200</b>        | <b>90</b>          |                     | <b>09-Nov-20 A</b> | <b>28-Oct-22</b> | <b>06-Jun-22</b> | <b>08-Nov-22</b> | <b>11</b>   |             |        |        |        |        |
| 06-TPU-2-1040   | PFab 1-Line 2 - Tertiary Structure Fabrication   | 200               | 90                 | 55%                 | 09-Nov-20 A        | 28-Oct-22        | 11-Aug-22        | 08-Nov-22        | 11          |             |        |        |        |        |
| 06-TPU-2-1200   | PFab 1-Line 2 - 4th & Top Floor Primary & Secondary Steel Structure Fabrication (Beam/Column/Plate etc.) | 125               | 9                  | 92.8%               | 08-Oct-21 A        | 08-Aug-22        | 06-Jun-22        | 14-Jun-22        | -55         |             |        |        |        |        |
| <b>Structure Erection</b>                                     |  | <b>90</b>         | <b>91</b>          |                     | <b>14-Jan-22 A</b> | <b>29-Oct-22</b> | <b>15-Jun-22</b> | <b>08-Nov-22</b> | <b>10</b>   |             |        |        |        |        |
| 06-TPU-2-1100   | PFab 1-Line 2 - Top Floor(EL47.22m~EL54.47m) Primary & Secondary S                                       | 30                | 42                 | 0%                  | 17-May-22          | 19-Sep-22        | 15-Jun-22        | 26-Jul-22        | -55         |             |        |        |        |        |
| 06-TPU-2-1110   | PFab 1-Line 2 - Tertiary Structure Erection  | 90                | 91                 | 0%                  | 14-Jan-22 A        | 29-Oct-22        | 10-Aug-22        | 08-Nov-22        | 10          |             |        |        |        |        |
| <b>Mechanical Erection</b>                                    |  | <b>242</b>        | <b>58</b>          |                     | <b>04-Feb-22 A</b> | <b>26-Sep-22</b> | <b>30-May-22</b> | <b>26-Jul-22</b> | <b>-62</b>  |             |        |        |        |        |

3-Month Rolling Programme (July 2022)

- Remaining Work
- Actual Work
- Critical Remaining Work
- ◆ Milestone
- ◆ Actual Milestone
- ◆ Critical Milestone

| Activity ID                  | Activity Name   | Original Duration | Remaining Duration | Activity % Complete | Current Start | Current Finish | Late Start | Late Finish | Total Float | M&E Remarks | 2022   |        |        |        |
|------------------------------|---|-------------------|--------------------|---------------------|---------------|----------------|------------|-------------|-------------|-------------|--------|--------|--------|--------|
|                              |   |                   |                    |                     |               |                |            |             |             |             | Jul 56 | Aug 57 | Sep 58 | Oct 59 |
| 06-TPU-2-1120                | PFab 1-Line 2 - Mechanical Installation - 1st Floor (Below EL20.47m) (Inc | 80                | 42                 | 47.5%               | 04-Feb-22 A   | 10-Sep-22      | 15-Jun-22  | 26-Jul-22   | -46         |             |        |        |        |        |
| 06-TPU-2-1130                | PFab 1-Line 2 - Mechanical Installation - 2nd Floor(EL20.47m~EL26.72m     | 80                | 30                 | 62.5%               | 25-Feb-22 A   | 10-Sep-22      | 27-Jun-22  | 26-Jul-22   | -46         |             |        |        |        |        |
| 06-TPU-2-1140                | PFab 1-Line 2 - Mechanical Installation - 3rd Floor( EL26.72m~EL37.72m    | 80                | 42                 | 47.5%               | 06-May-22     | 10-Sep-22      | 15-Jun-22  | 26-Jul-22   | -46         |             |        |        |        |        |
| 06-TPU-2-1150                | PFab 1-Line 2 - Mechanical Installation - 4th Floor(EL37.72m~EL47.22m)    | 80                | 52                 | 35%                 | 19-Jun-22 A   | 20-Sep-22      | 05-Jun-22  | 26-Jul-22   | -56         |             |        |        |        |        |
| 06-TPU-2-1240                | PFab 1-Line 2 - Mechanical Installation - Boiler Lifting & Installation   | 80                | 58                 | 27.5%               | 23-May-22     | 26-Sep-22      | 30-May-22  | 26-Jul-22   | -62         |             |        |        |        |        |
| <b>Piping Fabrication</b>    |   | 180               | 11                 |                     | 09-Mar-21 A   | 10-Aug-22      | 30-May-22  | 09-Jun-22   | -62         |             |        |        |        |        |
| 06-TPU-2-1220                | PFab 1-Line 2 - Piping Fabrication  | 180               | 11                 | 93.89%              | 09-Mar-21 A   | 10-Aug-22      | 30-May-22  | 09-Jun-22   | -62         |             |        |        |        |        |
| <b>Piping Installation</b>   |   | 150               | 103                |                     | 27-May-22     | 10-Nov-22      | 30-May-22  | 09-Sep-22   | -62         |             |        |        |        |        |
| 06-TPU-2-1000                | PFab 1-Line 2 - Piping Installation                                       | 150               | 103                | 31.33%              | 27-May-22     | 10-Nov-22      | 30-May-22  | 09-Sep-22   | -62         |             |        |        |        |        |
| <b>E&amp;I Fabrication</b>   |   | 180               | 118                |                     | 14-Apr-22 A   | 25-Nov-22      | 02-Jun-22  | 27-Sep-22   | -59         |             |        |        |        |        |
| 06-TPU-2-1230                | PFab 1-Line 2 - E&I Fabrication   | 180               | 118                | 34.44%              | 14-Apr-22 A   | 25-Nov-22      | 02-Jun-22  | 27-Sep-22   | -59         |             |        |        |        |        |
| <b>E&amp;I Installation</b>  |   | 115               | 115                |                     | 03-Aug-22     | 25-Nov-22      | 02-Jun-22  | 24-Sep-22   | -62         |             |        |        |        |        |
| 06-TPU-2-1250                | PFab 1-Line 2 - E&I Support Installation                                  | 45                | 45                 | 0%                  | 03-Aug-22*    | 16-Sep-22      | 02-Jun-22  | 16-Jul-22   | -62         |             |        |        |        |        |
| 06-TPU-2-1260                | PFab 1-Line 2 - E&I Cable Ladder Erection                                 | 45                | 45                 | 0%                  | 10-Aug-22     | 23-Sep-22      | 09-Jun-22  | 23-Jul-22   | -62         |             |        |        |        |        |
| <b>Electrical</b>            |   | 96                | 96                 |                     | 22-Aug-22     | 25-Nov-22      | 23-Jun-22  | 24-Sep-22   | -62         |             |        |        |        |        |
| 06-TPU-2-1270                | PFab 1-Line 2 - Electrical Cable Pulling and Termination                  | 80                | 80                 | 0%                  | 07-Sep-22     | 25-Nov-22      | 07-Jul-22  | 24-Sep-22   | -62         |             |        |        |        |        |
| 06-TPU-2-1280                | PFab 1-Line 2 - Electrical Equipment Installation                         | 45                | 45                 | 0%                  | 24-Aug-22     | 07-Oct-22      | 23-Jun-22  | 06-Aug-22   | -62         |             |        |        |        |        |
| 06-TPU-2-1290                | PFab 1-Line 2 - Electrical Heat Tracing Installation                      | 45                | 45                 | 0%                  | 24-Aug-22     | 07-Oct-22      | 23-Jun-22  | 06-Aug-22   | -62         |             |        |        |        |        |
| 06-TPU-2-1330                | PFab 1-Line 2 - MCC room installation                                     | 45                | 45                 | 0%                  | 22-Aug-22*    | 05-Oct-22      | 23-Jun-22  | 06-Aug-22   | -60         |             |        |        |        |        |
| <b>Instrument</b>            |   | 94                | 94                 |                     | 24-Aug-22     | 25-Nov-22      | 23-Jun-22  | 24-Sep-22   | -62         |             |        |        |        |        |
| 06-TPU-2-1300                | PFab 1-Line 2 - Instrument Cable Pulling and Termination                  | 80                | 80                 | 0%                  | 07-Sep-22     | 25-Nov-22      | 07-Jul-22  | 24-Sep-22   | -62         |             |        |        |        |        |
| 06-TPU-2-1310                | PFab 1-Line 2 - Instrument Equipment Installation                         | 45                | 45                 | 0%                  | 24-Aug-22     | 07-Oct-22      | 23-Jun-22  | 06-Aug-22   | -62         |             |        |        |        |        |
| 06-TPU-2-1320                | PFab 1-Line 2 - Instrument Tubing Installation                            | 45                | 45                 | 0%                  | 24-Aug-22     | 07-Oct-22      | 23-Jun-22  | 06-Aug-22   | -62         |             |        |        |        |        |
| <b>Insulation</b>            |   | 150               | 148                |                     | 22-May-22     | 25-Dec-22      | 30-May-22  | 24-Oct-22   | -62         |             |        |        |        |        |
| 06-TPU-2-1010                | PFab 1-Line 2 - Insulation  | 150               | 148                | 1.33%               | 22-May-22     | 25-Dec-22      | 30-May-22  | 24-Oct-22   | -62         |             |        |        |        |        |
| <b>Precommissioning</b>      |   | 60                | 60                 |                     | 11-Nov-22     | 09-Jan-23      | 10-Sep-22  | 08-Nov-22   | -62         |             |        |        |        |        |
| 06-TPU-2-1020                | PFab 1-Line 2 - Pre-commissioning   | 60                | 60                 | 0%                  | 11-Nov-22     | 09-Jan-23      | 10-Sep-22  | 08-Nov-22   | -62         |             |        |        |        |        |
| <b>PFab 1-Line 3</b>         |   | 574               | 198                |                     | 26-Nov-20 A   | 13-Feb-23      | 09-Jun-22  | 07-Jan-23   | -37         |             |        |        |        |        |
| <b>Structure Fabrication</b> |   | 200               | 149                |                     | 26-Nov-20 A   | 26-Dec-22      | 21-Jun-22  | 07-Jan-23   | 12          |             |        |        |        |        |
| 06-TPU-3-1110                | PFab 1-Line 3 - Tertiary Structure Fabrication                            | 200               | 149                | 25.5%               | 26-Nov-20 A   | 26-Dec-22      | 12-Aug-22  | 07-Jan-23   | 12          |             |        |        |        |        |
| 06-TPU-3-1200                | PFab 1-Line 3 - 4th & Top Floor Primary & Secondary Steel Structure Fat   | 109               | 9                  | 91.74%              | 11-Nov-21 A   | 08-Aug-22      | 21-Jun-22  | 29-Jun-22   | -40         |             |        |        |        |        |
| <b>Structure Erection</b>    |   | 276               | 153                |                     | 14-Jan-22 A   | 30-Dec-22      | 09-Jun-22  | 07-Jan-23   | 8           |             |        |        |        |        |
| 06-TPU-3-1060                | PFab 1-Line 3 - 2nd Floor(EL20.47m~EL26.72m) Primary & Secondary S        | 60                | 12                 | 80%                 | 11-Feb-22 A   | 11-Aug-22      | 09-Jun-22  | 20-Jun-22   | -52         |             |        |        |        |        |
| 06-TPU-3-1070                | PFab 1-Line 3 - 3rd Floor( EL26.72m~EL37.72m)Primary & Secondary S        | 45                | 19                 | 57.78%              | 05-May-22     | 18-Aug-22      | 09-Jun-22  | 27-Jun-22   | -52         |             |        |        |        |        |
| 06-TPU-3-1080                | PFab 1-Line 3 - 4th Floor(EL37.72m~EL47.22m) Primary & Secondary S        | 12                | 26                 | 0%                  | 11-Jul-22 A   | 25-Aug-22      | 09-Jun-22  | 04-Jul-22   | -52         |             |        |        |        |        |
| 06-TPU-3-1090                | PFab 1-Line 3 - Top Floor(EL47.22m~EL54.47m) Primary & Secondary S        | 39                | 39                 | 0%                  | 09-Aug-22     | 16-Sep-22      | 01-Aug-22  | 08-Sep-22   | -8          |             |        |        |        |        |
| 06-TPU-3-1100                | PFab 1-Line 3 - Tertiary Structure Erection                               | 90                | 153                | 0%                  | 14-Jan-22 A   | 30-Dec-22      | 08-Aug-22  | 07-Jan-23   | 8           |             |        |        |        |        |
| <b>Mechanical Erection</b>   |   | 258               | 105                |                     | 03-Mar-22 A   | 12-Nov-22      | 04-Jul-22  | 21-Sep-22   | -52         |             |        |        |        |        |
| 06-TPU-3-1120                | PFab 1-Line 3 - Mechanical Installation - 1st Floor (Below EL20.47m) (Inc | 80                | 41                 | 48.75%              | 03-Mar-22 A   | 09-Sep-22      | 12-Aug-22  | 21-Sep-22   | 12          |             |        |        |        |        |
| 06-TPU-3-1130                | PFab 1-Line 3 - Mechanical Installation - 2nd Floor(EL20.47m~EL26.72m     | 80                | 35                 | 56.25%              | 13-May-22     | 09-Sep-22      | 18-Aug-22  | 21-Sep-22   | 12          |             |        |        |        |        |
| 06-TPU-3-1140                | PFab 1-Line 3 - Mechanical Installation - 3rd Floor( EL26.72m~EL37.72m    | 80                | 41                 | 48.75%              | 17-Jun-22 A   | 09-Sep-22      | 12-Aug-22  | 21-Sep-22   | 12          |             |        |        |        |        |
| 06-TPU-3-1150                | PFab 1-Line 3 - Mechanical Installation - 4th Floor(EL37.72m~EL47.22m)    | 50                | 50                 | 0%                  | 11-Aug-22*    | 29-Sep-22      | 03-Aug-22  | 21-Sep-22   | -8          |             |        |        |        |        |
| 06-TPU-3-1240                | PFab 1-Line 3 - Mechanical Installation - Boiler Lifting & Installation   | 80                | 80                 | 0%                  | 25-Aug-22     | 12-Nov-22      | 04-Jul-22  | 21-Sep-22   | -52         |             |        |        |        |        |
| <b>Piping Fabrication</b>    |   | 180               | 6                  |                     | 09-Mar-21 A   | 05-Aug-22      | 09-Jun-22  | 14-Jun-22   | -52         |             |        |        |        |        |
| 06-TPU-3-1220                | PFab 1-Line 3 - Piping Fabrication  | 180               | 6                  | 96.67%              | 09-Mar-21 A   | 05-Aug-22      | 09-Jun-22  | 14-Jun-22   | -52         |             |        |        |        |        |
| <b>Piping Installation</b>   |   | 150               | 150                |                     | 31-Jul-22     | 27-Dec-22      | 09-Jun-22  | 05-Nov-22   | -52         |             |        |        |        |        |
| 06-TPU-3-1000                | PFab 1-Line 3 - Piping Installation                                       | 150               | 150                | 0%                  | 31-Jul-22     | 27-Dec-22      | 09-Jun-22  | 05-Nov-22   | -52         |             |        |        |        |        |
| <b>E&amp;I Fabrication</b>   |   | 180               | 129                |                     | 14-Apr-22 A   | 06-Dec-22      | 29-Jul-22  | 04-Dec-22   | -2          |             |        |        |        |        |
| 06-TPU-3-1230                | PFab 1-Line 3 - E&I Fabrication   | 180               | 129                | 28.33%              | 14-Apr-22 A   | 06-Dec-22      | 29-Jul-22  | 04-Dec-22   | -2          |             |        |        |        |        |
| <b>E&amp;I Installation</b>  |   | 115               | 115                |                     | 18-Sep-22     | 10-Jan-23      | 29-Jul-22  | 20-Nov-22   | -51         |             |        |        |        |        |
| 06-TPU-3-1250                | PFab 1-Line 3 - E&I Support Installation                                  | 45                | 45                 | 0%                  | 18-Sep-22*    | 01-Nov-22      | 29-Jul-22  | 11-Sep-22   | -51         |             |        |        |        |        |
| 06-TPU-3-1260                | PFab 1-Line 3 - E&I Cable Ladder Erection                                 | 45                | 45                 | 0%                  | 25-Sep-22     | 08-Nov-22      | 05-Aug-22  | 18-Sep-22   | -51         |             |        |        |        |        |
| <b>Electrical</b>            |   | 102               | 102                |                     | 01-Oct-22     | 10-Jan-23      | 19-Aug-22  | 20-Nov-22   | -51         |             |        |        |        |        |
| 06-TPU-3-1270                | PFab 1-Line 3 - Electrical Cable Pulling and Termination                  | 80                | 80                 | 0%                  | 23-Oct-22     | 10-Jan-23      | 02-Sep-22  | 20-Nov-22   | -51         |             |        |        |        |        |
| 06-TPU-3-1280                | PFab 1-Line 3 - Electrical Equipment Installation                         | 45                | 45                 | 0%                  | 09-Oct-22     | 22-Nov-22      | 19-Aug-22  | 02-Oct-22   | -51         |             |        |        |        |        |
| 06-TPU-3-1290                | PFab 1-Line 3 - Electrical Heat Tracing Installation                      | 45                | 45                 | 0%                  | 09-Oct-22     | 22-Nov-22      | 19-Aug-22  | 02-Oct-22   | -51         |             |        |        |        |        |
| 06-TPU-3-1330                | PFab 1-Line 3 - MCC room installation                                     | 45                | 45                 | 0%                  | 01-Oct-22*    | 14-Nov-22      | 19-Aug-22  | 02-Oct-22   | -43         |             |        |        |        |        |
| <b>Instrument</b>            |   | 94                | 94                 |                     | 09-Oct-22     | 10-Jan-23      | 19-Aug-22  | 20-Nov-22   | -51         |             |        |        |        |        |
| 06-TPU-3-1300                | PFab 1-Line 3 - Instrument Cable Pulling and Termination                  | 80                | 80                 | 0%                  | 23-Oct-22     | 10-Jan-23      | 02-Sep-22  | 20-Nov-22   | -51         |             |        |        |        |        |
| 06-TPU-3-1310                | PFab 1-Line 3 - Instrument Equipment Installation                         | 45                | 45                 | 0%                  | 09-Oct-22     | 22-Nov-22      | 19-Aug-22  | 02-Oct-22   | -51         |             |        |        |        |        |
| 06-TPU-3-1320                | PFab 1-Line 3 - Instrument Tubing Installation                            | 45                | 45                 | 0%                  | 09-Oct-22     | 22-Nov-22      | 19-Aug-22  | 02-Oct-22   | -51         |             |        |        |        |        |
| <b>Insulation</b>            |   | 150               | 150                |                     | 17-Sep-22     | 13-Feb-23      | 27-Jul-22  | 23-Dec-22   | -52         |             |        |        |        |        |
| 06-TPU-3-1010                | PFab 1-Line 3 - Insulation  | 150               | 150                | 0%                  | 17-Sep-22     | 13-Feb-23      | 27-Jul-22  | 23-Dec-22   | -52         |             |        |        |        |        |
| <b>PFab 1-Line 4</b>         |   | 590               | 208                |                     | 10-Dec-20 A   | 23-Feb-23      | 20-Jun-22  | 14-Jan-23   | -40         |             |        |        |        |        |
| <b>Structure Fabrication</b> |   | 200               | 84                 |                     | 10-Dec-20 A   | 22-Oct-22      | 23-Oct-22  | 14-Jan-23   | 84          |             |        |        |        |        |
| 06-TPU-4-1160                | PFab 1-Line 4 - Tertiary Structure Fabrication                            | 200               | 84                 | 58%                 | 10-Dec-20 A   | 22-Oct-22      | 23-Oct-22  | 14-Jan-23   | 84          |             |        |        |        |        |
| <b>Structure Erection</b>    |   | 311               | 208                |                     | 08-Mar-22 A   | 23-Feb-23      | 20-Jun-22  | 14-Jan-23   | -40         |             |        |        |        |        |
| 06-TPU-4-1120                | PFab 1-Line 4 - 3rd Floor( EL26.72m~EL37.72m)Primary & Secondary S        | 45                | 18                 | 60%                 | 08-Mar-22 A   | 17-Aug-22      | 20-Jun-22  | 07-Jul-22   | -41         |             |        |        |        |        |

3-Month Rolling Programme (July 2022)

- Remaining Work
- Actual Work
- Critical Remaining Work
- ◆ Milestone
- ◆ Actual Milestone
- ◆ Critical Milestone



| Activity ID                 | Activity Name   | Original Duration | Remaining Duration | Activity % Complete | Current Start | Current Finish | Late Start | Late Finish | Total Float | M56 Remarks | 2022   |        |        |        |
|-----------------------------|---|-------------------|--------------------|---------------------|---------------|----------------|------------|-------------|-------------|-------------|--------|--------|--------|--------|
|                             |   |                   |                    |                     |               |                |            |             |             |             | Jul 56 | Aug 57 | Sep 58 | Oct 59 |
| 06-TPU-4-1130               | PFab 1-Line 4 - 4th Floor(EL37.72m~EL47.22m) Primary & Secondary S        | 30                | 21                 | 30%                 | 20-Apr-22 A   | 22-Aug-22      | 22-Jun-22  | 12-Jul-22   | -41         |             |        |        |        |        |
| 06-TPU-4-1140               | PFab 1-Line 4 - Top Floor(EL47.22m~EL54.47m) Primary & Secondary S        | 40                | 40                 | 0%                  | 23-Aug-22     | 01-Oct-22      | 13-Jul-22  | 21-Aug-22   | -41         |             |        |        |        |        |
| 06-TPU-4-1150               | PFab 1-Line 4 - Tertiary Structure Erection                               | 90                | 208                | 0%                  | 01-Apr-22 A   | 23-Feb-23      | 21-Jun-22  | 14-Jan-23   | -40         |             |        |        |        |        |
| <b>Mechanical Erection</b>  |   | 290               | 102                |                     | 09-Jan-22 A   | 09-Nov-22      | 12-Jul-22  | 29-Sep-22   | -41         |             |        |        |        |        |
| 06-TPU-4-1040               | PFab 1-Line 4 - Mechanical Installation - 1st Floor (Below EL20.47m) (Inc | 80                | 61                 | 23.75%              | 09-Jan-22 A   | 29-Sep-22      | 31-Jul-22  | 29-Sep-22   | 0           |             |        |        |        |        |
| 06-TPU-4-1050               | PFab 1-Line 4 - Mechanical Installation - 2nd Floor(EL20.47m~EL26.72m     | 80                | 40                 | 50%                 | 21-Feb-22 A   | 29-Sep-22      | 21-Aug-22  | 29-Sep-22   | 0           |             |        |        |        |        |
| 06-TPU-4-1060               | PFab 1-Line 4 - Mechanical Installation - 3rd Floor(EL26.72m~EL37.72m     | 80                | 61                 | 23.75%              | 06-May-22     | 29-Sep-22      | 31-Jul-22  | 29-Sep-22   | 0           |             |        |        |        |        |
| 06-TPU-4-1070               | PFab 1-Line 4 - Mechanical Installation - 4th Floor(EL37.72m~EL47.22m)    | 80                | 80                 | 0%                  | 15-Aug-22*    | 02-Nov-22      | 12-Jul-22  | 29-Sep-22   | -34         |             |        |        |        |        |
| 06-TPU-4-1080               | PFab 1-Line 4 - Mechanical Installation - Boiler Pre Assembly             | 125               | 6                  | 95.2%               | 25-Feb-22 A   | 05-Aug-22      | 16-Aug-22  | 22-Aug-22   | 17          |             |        |        |        |        |
| 06-TPU-4-1240               | PFab 1-Line 4 - Mechanical Installation - Boiler Lifting & Installation   | 108               | 39                 | 63.89%              | 05-Jul-22 A   | 09-Nov-22      | 22-Aug-22  | 29-Sep-22   | -41         |             |        |        |        |        |
| <b>Piping Fabrication</b>   |   | 180               | 25                 |                     | 09-Mar-21 A   | 24-Aug-22      | 09-Jul-22  | 02-Aug-22   | -22         |             |        |        |        |        |
| 06-TPU-4-1220               | PFab 1-Line 4 - Piping Fabrication  | 180               | 25                 | 86.11%              | 09-Mar-21 A   | 24-Aug-22      | 09-Jul-22  | 02-Aug-22   | -22         |             |        |        |        |        |
| <b>Piping Installation</b>  |   | 150               | 150                |                     | 19-Aug-22     | 15-Jan-23      | 09-Jul-22  | 05-Dec-22   | -41         |             |        |        |        |        |
| 06-TPU-4-1000               | PFab 1-Line 4 - Piping Installation                                       | 150               | 150                | 0%                  | 19-Aug-22     | 15-Jan-23      | 09-Jul-22  | 05-Dec-22   | -41         |             |        |        |        |        |
| <b>E&amp;I Fabrication</b>  |   | 180               | 100                |                     | 14-Apr-22 A   | 07-Nov-22      | 08-Aug-22  | 15-Nov-22   | 8           |             |        |        |        |        |
| 06-TPU-4-1230               | PFab 1-Line 4 - E&I Fabrication   | 180               | 100                | 44.44%              | 14-Apr-22 A   | 07-Nov-22      | 08-Aug-22  | 15-Nov-22   | 8           |             |        |        |        |        |
| <b>E&amp;I Installation</b> |   | 163               | 163                |                     | 31-Jul-22     | 09-Jan-23      | 08-Aug-22  | 30-Nov-22   | -40         |             |        |        |        |        |
| 06-TPU-4-1250               | PFab 1-Line 4 - E&I Support Installation                                  | 45                | 45                 | 0%                  | 31-Jul-22*    | 14-Sep-22      | 08-Aug-22  | 21-Sep-22   | 8           |             |        |        |        |        |
| 06-TPU-4-1260               | PFab 1-Line 4 - E&I Cable Ladder Erection                                 | 45                | 45                 | 0%                  | 24-Sep-22     | 07-Nov-22      | 15-Aug-22  | 28-Sep-22   | -40         |             |        |        |        |        |
| <b>Electrical</b>           |   | 94                | 94                 |                     | 08-Oct-22     | 09-Jan-23      | 29-Aug-22  | 30-Nov-22   | -40         |             |        |        |        |        |
| 06-TPU-4-1270               | PFab 1-Line 4 - Electrical Cable Pulling and Termination                  | 80                | 80                 | 0%                  | 22-Oct-22     | 09-Jan-23      | 12-Sep-22  | 30-Nov-22   | -40         |             |        |        |        |        |
| 06-TPU-4-1280               | PFab 1-Line 4 - Electrical Equipment Installation                         | 45                | 45                 | 0%                  | 08-Oct-22     | 21-Nov-22      | 29-Aug-22  | 12-Oct-22   | -40         |             |        |        |        |        |
| 06-TPU-4-1290               | PFab 1-Line 4 - Electrical Heat Tracing Installation                      | 45                | 45                 | 0%                  | 08-Oct-22     | 21-Nov-22      | 29-Aug-22  | 12-Oct-22   | -40         |             |        |        |        |        |
| 06-TPU-4-1330               | PFab 1-Line 4 - MCC room installation                                     | 45                | 45                 | 0%                  | 08-Oct-22*    | 21-Nov-22      | 29-Aug-22  | 12-Oct-22   | -40         |             |        |        |        |        |
| <b>Instrument</b>           |   | 94                | 94                 |                     | 08-Oct-22     | 09-Jan-23      | 29-Aug-22  | 30-Nov-22   | -40         |             |        |        |        |        |
| 06-TPU-4-1300               | PFab 1-Line 4 - Instrument Cable Pulling and Termination                  | 80                | 80                 | 0%                  | 22-Oct-22     | 09-Jan-23      | 12-Sep-22  | 30-Nov-22   | -40         |             |        |        |        |        |
| 06-TPU-4-1310               | PFab 1-Line 4 - Instrument Equipment Installation                         | 45                | 45                 | 0%                  | 08-Oct-22     | 21-Nov-22      | 29-Aug-22  | 12-Oct-22   | -40         |             |        |        |        |        |
| 06-TPU-4-1320               | PFab 1-Line 4 - Instrument Tubing Installation                            | 45                | 45                 | 0%                  | 08-Oct-22     | 21-Nov-22      | 29-Aug-22  | 12-Oct-22   | -40         |             |        |        |        |        |
| <b>Insulation</b>           |   | 150               | 150                |                     | 13-Sep-22     | 09-Feb-23      | 03-Aug-22  | 30-Dec-22   | -41         |             |        |        |        |        |
| 06-TPU-4-1010               | PFab 1-Line 4 - Insulation  | 150               | 150                | 0%                  | 13-Sep-22     | 09-Feb-23      | 03-Aug-22  | 30-Dec-22   | -41         |             |        |        |        |        |
| <b>PFab 1-Line 5</b>        |   | 655               | 279                |                     | 23-Mar-21 A   | 05-May-23      | 26-May-22  | 15-Mar-23   | -51         |             |        |        |        |        |
| <b>Structure Erection</b>   |   | 321               | 223                |                     | 14-Jan-22 A   | 10-Mar-23      | 26-May-22  | 15-Mar-23   | 5           |             |        |        |        |        |
| 06-TPU-5-1110               | PFab 1-Line 5 - 2nd Floor(EL20.47m~EL26.72m) Primary & Secondary S        | 60                | 16                 | 73.33%              | 12-Mar-22 A   | 15-Aug-22      | 26-May-22  | 10-Jun-22   | -66         |             |        |        |        |        |
| 06-TPU-5-1120               | PFab 1-Line 5 - 3rd Floor(EL26.72m~EL37.72m) Primary & Secondary S        | 45                | 45                 | 0%                  | 31-Jul-22     | 13-Sep-22      | 26-May-22  | 09-Jul-22   | -66         |             |        |        |        |        |
| 06-TPU-5-1130               | PFab 1-Line 5 - 4th Floor(EL37.72m~EL47.22m) Primary & Secondary S        | 30                | 30                 | 0%                  | 24-Aug-22     | 22-Sep-22      | 19-Jun-22  | 18-Jul-22   | -66         |             |        |        |        |        |
| 06-TPU-5-1140               | PFab 1-Line 5 - Top Floor(EL47.22m~EL54.47m) Primary & Secondary S        | 30                | 30                 | 0%                  | 23-Sep-22     | 22-Oct-22      | 19-Jul-22  | 17-Aug-22   | -66         |             |        |        |        |        |
| 06-TPU-5-1150               | PFab 1-Line 5 - Tertiary Structure Erection                               | 90                | 223                | 0%                  | 14-Jan-22 A   | 10-Mar-23      | 05-Aug-22  | 15-Mar-23   | 5           |             |        |        |        |        |
| <b>Mechanical Erection</b>  |   | 317               | 164                |                     | 02-Mar-22 A   | 10-Jan-23      | 26-May-22  | 05-Nov-22   | -66         |             |        |        |        |        |
| 06-TPU-5-1040               | PFab 1-Line 5 - Mechanical Installation - 1st Floor (Below EL20.47m) (Inc | 80                | 51                 | 36.25%              | 02-Mar-22 A   | 19-Sep-22      | 16-Sep-22  | 05-Nov-22   | 47          |             |        |        |        |        |
| 06-TPU-5-1050               | PFab 1-Line 5 - Mechanical Installation - 2nd Floor(EL20.47m~EL26.72m     | 80                | 80                 | 0%                  | 05-Aug-22*    | 23-Oct-22      | 18-Aug-22  | 05-Nov-22   | 13          |             |        |        |        |        |
| 06-TPU-5-1060               | PFab 1-Line 5 - Mechanical Installation - 3rd Floor(EL26.72m~EL37.72m     | 80                | 80                 | 0%                  | 30-Aug-22     | 17-Nov-22      | 18-Aug-22  | 05-Nov-22   | -12         |             |        |        |        |        |
| 06-TPU-5-1070               | PFab 1-Line 5 - Mechanical Installation - 4th Floor(EL37.72m~EL47.22m)    | 80                | 80                 | 0%                  | 08-Sep-22     | 26-Nov-22      | 18-Aug-22  | 05-Nov-22   | -21         |             |        |        |        |        |
| 06-TPU-5-1080               | PFab 1-Line 5 - Mechanical Installation - Boiler Pre-Assembly             | 110               | 84                 | 23.64%              | 16-May-22     | 22-Oct-22      | 26-May-22  | 17-Aug-22   | -66         |             |        |        |        |        |
| 06-TPU-5-1240               | PFab 1-Line 5 - Mechanical Installation - Boiler Lifting & Installation   | 80                | 80                 | 0%                  | 23-Oct-22     | 10-Jan-23      | 18-Aug-22  | 05-Nov-22   | -66         |             |        |        |        |        |
| <b>Piping Fabrication</b>   |   | 180               | 22                 |                     | 23-Mar-21 A   | 21-Aug-22      | 24-Jul-22  | 14-Aug-22   | -7          |             |        |        |        |        |
| 06-TPU-5-1220               | PFab 1-Line 5 - Piping Fabrication  | 180               | 22                 | 87.78%              | 23-Mar-21 A   | 21-Aug-22      | 24-Jul-22  | 14-Aug-22   | -7          |             |        |        |        |        |
| <b>Piping Installation</b>  |   | 150               | 150                |                     | 28-Sep-22     | 24-Feb-23      | 24-Jul-22  | 20-Dec-22   | -66         |             |        |        |        |        |
| 06-TPU-5-1000               | PFab 1-Line 5 - Piping Installation                                       | 150               | 150                | 0%                  | 28-Sep-22     | 24-Feb-23      | 24-Jul-22  | 20-Dec-22   | -66         |             |        |        |        |        |
| <b>E&amp;I Fabrication</b>  |   | 180               | 153                |                     | 14-Apr-22 A   | 30-Dec-22      | 27-Sep-22  | 26-Feb-23   | 58          |             |        |        |        |        |
| 06-TPU-5-1230               | PFab 1-Line 5 - E&I Fabrication   | 180               | 153                | 15%                 | 14-Apr-22 A   | 30-Dec-22      | 27-Sep-22  | 26-Feb-23   | 58          |             |        |        |        |        |
| <b>E&amp;I Installation</b> |   | 76                | 76                 |                     | 22-Nov-22     | 05-Feb-23      | 27-Sep-22  | 01-Dec-22   | -66         |             |        |        |        |        |
| 06-TPU-5-1250               | PFab 1-Line 5 - E&I Support Installation                                  | 45                | 45                 | 0%                  | 02-Dec-22*    | 15-Jan-23      | 27-Sep-22  | 10-Nov-22   | -66         |             |        |        |        |        |
| 06-TPU-5-1260               | PFab 1-Line 5 - E&I Cable Ladder Erection                                 | 45                | 45                 | 0%                  | 09-Dec-22     | 22-Jan-23      | 04-Oct-22  | 17-Nov-22   | -66         |             |        |        |        |        |
| <b>Electrical</b>           |   | 76                | 76                 |                     | 22-Nov-22     | 05-Feb-23      | 18-Oct-22  | 01-Dec-22   | -66         |             |        |        |        |        |
| 06-TPU-5-1280               | PFab 1-Line 5 - Electrical Equipment Installation                         | 45                | 45                 | 0%                  | 23-Dec-22     | 05-Feb-23      | 18-Oct-22  | 01-Dec-22   | -66         |             |        |        |        |        |
| 06-TPU-5-1290               | PFab 1-Line 5 - Electrical Heat Tracing Installation                      | 45                | 45                 | 0%                  | 23-Dec-22     | 05-Feb-23      | 18-Oct-22  | 01-Dec-22   | -66         |             |        |        |        |        |
| 06-TPU-5-1330               | PFab 1-Line 5 - MCC room installation                                     | 45                | 45                 | 0%                  | 22-Nov-22*    | 05-Jan-23      | 18-Oct-22  | 01-Dec-22   | -35         |             |        |        |        |        |
| <b>Instrument</b>           |   | 45                | 45                 |                     | 23-Dec-22     | 05-Feb-23      | 18-Oct-22  | 01-Dec-22   | -66         |             |        |        |        |        |
| 06-TPU-5-1310               | PFab 1-Line 5 - Instrument Equipment Installation                         | 45                | 45                 | 0%                  | 23-Dec-22     | 05-Feb-23      | 18-Oct-22  | 01-Dec-22   | -66         |             |        |        |        |        |
| 06-TPU-5-1320               | PFab 1-Line 5 - Instrument Tubing Installation                            | 45                | 45                 | 0%                  | 23-Dec-22     | 05-Feb-23      | 18-Oct-22  | 01-Dec-22   | -66         |             |        |        |        |        |
| <b>Insulation</b>           |   | 150               | 150                |                     | 07-Dec-22     | 05-May-23      | 02-Oct-22  | 28-Feb-23   | -66         |             |        |        |        |        |
| 06-TPU-5-1010               | PFab 1-Line 5 - Insulation  | 150               | 150                | 0%                  | 07-Dec-22     | 05-May-23      | 02-Oct-22  | 28-Feb-23   | -66         |             |        |        |        |        |
| <b>PFab 1-Line 6</b>        |   | 632               | 256                |                     | 23-Mar-21 A   | 12-Apr-23      | 25-Jun-22  | 22-Mar-23   | -21         |             |        |        |        |        |
| <b>Structure Erection</b>   |   | 302               | 244                |                     | 08-Apr-22 A   | 31-Mar-23      | 25-Jun-22  | 22-Mar-23   | -9          |             |        |        |        |        |
| 06-TPU-6-1110               | PFab 1-Line 6 - 2nd Floor(EL20.47m~EL26.72m) Primary & Secondary S        | 60                | 13                 | 78.33%              | 08-Apr-22 A   | 12-Aug-22      | 25-Jun-22  | 07-Jul-22   | -36         |             |        |        |        |        |
| 06-TPU-6-1120               | PFab 1-Line 6 - 3rd Floor(EL26.72m~EL37.72m) Primary & Secondary S        | 45                | 18                 | 60%                 | 24-Jun-22 A   | 22-Aug-22      | 30-Jun-22  | 17-Jul-22   | -36         |             |        |        |        |        |
| 06-TPU-6-1130               | PFab 1-Line 6 - 4th Floor(EL37.72m~EL47.22m) Primary & Secondary S        | 30                | 30                 | 0%                  | 23-Aug-22     | 21-Sep-22      | 18-Jul-22  | 16-Aug-22   | -36         |             |        |        |        |        |
| 06-TPU-6-1140               | PFab 1-Line 6 - Top Floor(EL47.22m~EL54.47m) Primary & Secondary S        | 30                | 30                 | 0%                  | 22-Sep-22     | 21-Oct-22      | 17-Aug-22  | 15-Sep-22   | -36         |             |        |        |        |        |

3-Month Rolling Programme (July 2022)

- Remaining Work
- Actual Work
- Critical Remaining Work
- ◆ Milestone
- ◆ Actual Milestone
- ◆ Critical Milestone

| Activity ID                        | Activity Name   | Original Duration | Remaining Duration | Activity % Complete | Current Start | Current Finish | Late Start | Late Finish | Total Float | M56 Remarks | 2022   |        |        |        |  |
|------------------------------------|---|-------------------|--------------------|---------------------|---------------|----------------|------------|-------------|-------------|-------------|--------|--------|--------|--------|--|
|                                    |   |                   |                    |                     |               |                |            |             |             |             | Jul 56 | Aug 57 | Sep 58 | Oct 59 |  |
| 06-TPU-6-1150                      | PFab 1-Line 6 - Tertiary Structure Erection                               | 144               | 244                | 0%                  | 15-Apr-22 A   | 31-Mar-23      | 22-Jul-22  | 22-Mar-23   | -9          |             |        |        |        |        |  |
| <b>Mechanical Erection</b>         |   |                   |                    |                     |               |                |            |             |             |             |        |        |        |        |  |
| 06-TPU-6-1160                      | PFab 1-Line 6 - Mechanical Installation - 1st Floor (Below EL20.47m) (Inc | 80                | 55                 | 31.25%              | 03-Mar-22 A   | 09-Jan-23      | 20-Jul-22  | 04-Dec-22   | -36         |             |        |        |        |        |  |
| 06-TPU-6-1170                      | PFab 1-Line 6 - Mechanical Installation - 2nd Floor(EL20.47m~EL26.72m     | 80                | 53                 | 33.75%              | 20-May-22     | 21-Sep-22      | 16-Sep-22  | 07-Nov-22   | 47          |             |        |        |        |        |  |
| 06-TPU-6-1180                      | PFab 1-Line 6 - Mechanical Installation - 3rd Floor( EL26.72m~EL37.72m    | 80                | 80                 | 0%                  | 02-Aug-22*    | 20-Oct-22      | 16-Sep-22  | 04-Dec-22   | 45          |             |        |        |        |        |  |
| 06-TPU-6-1190                      | PFab 1-Line 6 - Mechanical Installation - 4th Floor(EL37.72m~EL47.22m)    | 80                | 80                 | 0%                  | 07-Sep-22     | 25-Nov-22      | 16-Sep-22  | 04-Dec-22   | 9           |             |        |        |        |        |  |
| 06-TPU-6-1200                      | PFab 1-Line 6 - Mechanical Installation - Boiler Pre Assembly             | 105               | 58                 | 44.76%              | 14-Jun-22 A   | 26-Sep-22      | 20-Jul-22  | 15-Sep-22   | -11         |             |        |        |        |        |  |
| 06-TPU-6-1240                      | PFab 1-Line 6 - Mechanical Installation - Boiler Lifting & Installation   | 80                | 80                 | 0%                  | 22-Oct-22     | 09-Jan-23      | 16-Sep-22  | 04-Dec-22   | -36         |             |        |        |        |        |  |
| <b>Piping Fabrication</b>          |   |                   |                    |                     |               |                |            |             |             |             |        |        |        |        |  |
| 06-TPU-6-1220                      | PFab 1-Line 6 - Piping Fabrication  | 180               | 22                 | 23-Mar-21 A         | 21-Aug-22     | 22-Aug-22      | 12-Sep-22  | 22          |             |             |        |        |        |        |  |
| <b>Piping Installation</b>         |   |                   |                    |                     |               |                |            |             |             |             |        |        |        |        |  |
| 06-TPU-6-1000                      | PFab 1-Line 6 - Piping Installation                                       | 150               | 150                | 0%                  | 27-Sep-22     | 23-Feb-23      | 22-Aug-22  | 18-Jan-23   | -36         |             |        |        |        |        |  |
| <b>E&amp;I Fabrication</b>         |   |                   |                    |                     |               |                |            |             |             |             |        |        |        |        |  |
| 06-TPU-6-1230                      | PFab 1-Line 6 - E&I Fabrication   | 180               | 124                | 14-Apr-22 A         | 01-Dec-22     | 14-Oct-22      | 14-Feb-23  | 75          |             |             |        |        |        |        |  |
| <b>E&amp;I Installation</b>        |   |                   |                    |                     |               |                |            |             |             |             |        |        |        |        |  |
| 06-TPU-6-1250                      | PFab 1-Line 6 - E&I Support Installation                                  | 45                | 45                 | 0%                  | 19-Nov-22*    | 02-Jan-23      | 14-Oct-22  | 27-Nov-22   | -36         |             |        |        |        |        |  |
| 06-TPU-6-1260                      | PFab 1-Line 6 - E&I Cable Ladder Erection                                 | 45                | 45                 | 0%                  | 26-Nov-22     | 09-Jan-23      | 21-Oct-22  | 04-Dec-22   | -36         |             |        |        |        |        |  |
| <b>Electrical</b>                  |   |                   |                    |                     |               |                |            |             |             |             |        |        |        |        |  |
| 06-TPU-6-1330                      | PFab 1-Line 6 - MCC room installation                                     | 45                | 45                 | 0%                  | 21-Nov-22*    | 04-Jan-23      | 16-Oct-22  | 29-Nov-22   | -36         |             |        |        |        |        |  |
| <b>Insulation</b>                  |   |                   |                    |                     |               |                |            |             |             |             |        |        |        |        |  |
| 06-TPU-6-1010                      | PFab 1-Line 6 - Insulation  | 150               | 150                | 0%                  | 14-Nov-22     | 12-Apr-23      | 09-Oct-22  | 07-Mar-23   | -36         |             |        |        |        |        |  |
| <b>Fabrication of Module (FGC)</b> |   |                   |                    |                     |               |                |            |             |             |             |        |        |        |        |  |
| <b>PFab 2 - Line 1</b>             |   |                   |                    |                     |               |                |            |             |             |             |        |        |        |        |  |
| <b>Structure Fabrication</b>       |   |                   |                    |                     |               |                |            |             |             |             |        |        |        |        |  |
| 06-FGC-1-1110                      | PFab 2-Line 1 - Tertiary Structure Fabrication                            | 188               | 68                 | 31-Mar-22 A         | 06-Oct-22     | 11-Sep-22      | 17-Nov-22  | 42          |             |             |        |        |        |        |  |
| <b>Structure Erection</b>          |   |                   |                    |                     |               |                |            |             |             |             |        |        |        |        |  |
| 06-FGC-1-1030                      | PFab 2-Line 1 - 3rd Floor(EL23.47~ EL34.47m) Primary & Secondary St       | 60                | 8                  | 15-Mar-22 A         | 07-Aug-22     | 09-Jun-22      | 16-Jun-22  | -52         |             |             |        |        |        |        |  |
| 06-FGC-1-1040                      | PFab 2-Line 1 - 4th Floor(EL34.47~ EL44.22m) Primary & Secondary St       | 60                | 25                 | 11-Apr-22 A         | 24-Aug-22     | 24-Jul-22      | 17-Aug-22  | -7          |             |             |        |        |        |        |  |
| 06-FGC-1-1050                      | PFab 2-Line 1 - Top Floor Primary & Secondary Steel Structure Erection    | 60                | 60                 | 0%                  | 25-Aug-22     | 23-Oct-22      | 25-Oct-22  | 23-Dec-22   | 61          |             |        |        |        |        |  |
| <b>Mechanical Erection</b>         |   |                   |                    |                     |               |                |            |             |             |             |        |        |        |        |  |
| 06-FGC-1-1070                      | PFab 2-Line 1 - 1st Floor (Below EL12.47m) (Including Silencer ID fan)    | 60                | 19                 | 07-Jan-22 A         | 18-Aug-22     | 18-Sep-22      | 06-Oct-22  | 49          |             |             |        |        |        |        |  |
| 06-FGC-1-1080                      | PFab 2-Line 1 - 2nd Floor (EL12.47~ EL23.47m) (Including Dosing system    | 60                | 60                 | 0%                  | 04-Mar-22 A   | 28-Sep-22      | 08-Aug-22  | 06-Oct-22   | 8           |             |        |        |        |        |  |
| 06-FGC-1-1090                      | PFab 2-Line 1 - 3rd Floor (EL23.47~ EL34.47m) (Including Ash and resid    | 60                | 60                 | 0%                  | 06-May-22     | 06-Oct-22      | 08-Aug-22  | 06-Oct-22   | 0           |             |        |        |        |        |  |
| 06-FGC-1-1100                      | PFab 2-Line 1 - 4th Floor (EL34.47~ EL44.22m) (Including Urea to ammo     | 50                | 50                 | 0%                  | 03-Jun-22 A   | 13-Oct-22      | 18-Aug-22  | 06-Oct-22   | -7          |             |        |        |        |        |  |
| <b>Piping Fabrication</b>          |   |                   |                    |                     |               |                |            |             |             |             |        |        |        |        |  |
| 06-FGC-1-1210                      | PFab 2-Line 1 - Piping Fabrication  | 180               | 116                | 29-May-21           | 23-Nov-22     | 24-Jun-22      | 17-Oct-22  | -37         |             |             |        |        |        |        |  |
| <b>Piping Installation</b>         |   |                   |                    |                     |               |                |            |             |             |             |        |        |        |        |  |
| 06-FGC-1-1120                      | PFab 2-Line 1 - Piping Installation                                       | 150               | 150                | 0%                  | 19-Aug-22*    | 15-Jan-23      | 24-Jun-22  | 20-Nov-22   | -56         |             |        |        |        |        |  |
| <b>E&amp;I Fabrication</b>         |   |                   |                    |                     |               |                |            |             |             |             |        |        |        |        |  |
| 06-FGC-1-1220                      | PFab 2-Line 1 - E&I Fabrication   | 180               | 149                | 14-Apr-22 A         | 26-Dec-22     | 25-Jun-22      | 20-Nov-22  | -36         |             |             |        |        |        |        |  |
| <b>E&amp;I Installation</b>        |   |                   |                    |                     |               |                |            |             |             |             |        |        |        |        |  |
| 06-FGC-1-1230                      | PFab 2-Line 1 - E&I Support Installation                                  | 45                | 45                 | 0%                  | 20-Aug-22*    | 03-Oct-22      | 25-Jun-22  | 08-Aug-22   | -56         |             |        |        |        |        |  |
| 06-FGC-1-1240                      | PFab 2-Line 1 - E&I Cable Ladder Erection                                 | 45                | 45                 | 0%                  | 27-Aug-22     | 10-Oct-22      | 02-Jul-22  | 15-Aug-22   | -56         |             |        |        |        |        |  |
| <b>Electrical</b>                  |   |                   |                    |                     |               |                |            |             |             |             |        |        |        |        |  |
| 06-FGC-1-1250                      | PFab 2-Line 1 - Electrical Cable Pulling and Termination                  | 80                | 80                 | 0%                  | 06-Sep-22     | 12-Dec-22      | 16-Jul-22  | 17-Oct-22   | -56         |             |        |        |        |        |  |
| 06-FGC-1-1260                      | PFab 2-Line 1 - Electrical Equipment Installation                         | 45                | 45                 | 0%                  | 24-Sep-22     | 12-Dec-22      | 30-Jul-22  | 17-Oct-22   | -56         |             |        |        |        |        |  |
| 06-FGC-1-1270                      | PFab 2-Line 1 - Electrical Heat Tracing Installation                      | 45                | 45                 | 0%                  | 10-Sep-22     | 24-Oct-22      | 16-Jul-22  | 29-Aug-22   | -56         |             |        |        |        |        |  |
| 06-FGC-1-1310                      | PFab 2-Line 1 - MCC room installation                                     | 45                | 45                 | 0%                  | 06-Sep-22     | 20-Oct-22      | 16-Jul-22  | 29-Aug-22   | -52         |             |        |        |        |        |  |
| <b>Instrument</b>                  |   |                   |                    |                     |               |                |            |             |             |             |        |        |        |        |  |
| 06-FGC-1-1280                      | PFab 2-Line 1 - Instrument Cable Pulling and Termination                  | 80                | 80                 | 0%                  | 24-Sep-22     | 12-Dec-22      | 30-Jul-22  | 17-Oct-22   | -56         |             |        |        |        |        |  |
| 06-FGC-1-1290                      | PFab 2-Line 1 - Instrument Equipment Installation                         | 45                | 45                 | 0%                  | 10-Sep-22     | 24-Oct-22      | 16-Jul-22  | 29-Aug-22   | -56         |             |        |        |        |        |  |
| 06-FGC-1-1300                      | PFab 2-Line 1 - Instrument Tubing Installation                            | 45                | 45                 | 0%                  | 10-Sep-22     | 24-Oct-22      | 16-Jul-22  | 29-Aug-22   | -56         |             |        |        |        |        |  |
| <b>Insulation</b>                  |   |                   |                    |                     |               |                |            |             |             |             |        |        |        |        |  |
| 06-FGC-1-1130                      | PFab 2-Line 1 - Insulation  | 150               | 150                | 0%                  | 30-Aug-22     | 26-Jan-23      | 05-Jul-22  | 01-Dec-22   | -56         |             |        |        |        |        |  |
| <b>Precommissioning</b>            |   |                   |                    |                     |               |                |            |             |             |             |        |        |        |        |  |
| 06-FGC-1-1190                      | PFab 2-Line 1 - Pre-commissioning   | 60                | 60                 | 0%                  | 13-Dec-22     | 10-Feb-23      | 18-Oct-22  | 16-Dec-22   | -56         |             |        |        |        |        |  |
| <b>PFab 2 - Line 2</b>             |   |                   |                    |                     |               |                |            |             |             |             |        |        |        |        |  |
| <b>Structure Fabrication</b>       |   |                   |                    |                     |               |                |            |             |             |             |        |        |        |        |  |
| 06-FGC-2-1040                      | PFab 2-Line 2 - Tertiary Structure Fabrication                            | 180               | 53                 | 22-Oct-21 A         | 21-Sep-22     | 13-Aug-22      | 05-Oct-22  | 13          |             |             |        |        |        |        |  |
| <b>Structure Erection</b>          |   |                   |                    |                     |               |                |            |             |             |             |        |        |        |        |  |
| 06-FGC-2-1080                      | PFab 2-Line 2 - 3rd Floor(EL23.47~ EL34.47m) Primary & Secondary St       | 60                | 16                 | 16-Mar-22 A         | 15-Aug-22     | 07-Jul-22      | 23-Jul-22  | -24         |             |             |        |        |        |        |  |
| 06-FGC-2-1090                      | PFab 2-Line 2 - 4th Floor(EL34.47~ EL44.22m) Primary & Secondary St       | 60                | 35                 | 09-Apr-22 A         | 03-Sep-22     | 24-Jul-22      | 28-Aug-22  | -7          |             |             |        |        |        |        |  |
| 06-FGC-2-1100                      | PFab 2-Line 2 - Top Floor Primary & Secondary Steel Structure Erection    | 60                | 60                 | 0%                  | 04-Sep-22     | 02-Nov-22      | 14-Oct-22  | 13-Dec-22   | 40          |             |        |        |        |        |  |
| 06-FGC-2-1110                      | PFab 2-Line 2 - Tertiary Structure Erection                               | 90                | 90                 | 0%                  | 22-Sep-22     | 20-Dec-22      | 05-Oct-22  | 03-Jan-23   | 13          |             |        |        |        |        |  |
| <b>Mechanical Erection</b>         |   |                   |                    |                     |               |                |            |             |             |             |        |        |        |        |  |
| 06-FGC-2-1120                      | PFab 2-Line 2 - 1st Floor (Below EL12.47m) (Including Silencer ID fan)    | 60                | 27                 | 02-Jan-22 A         | 23-Oct-22     | 28-Aug-22      | 17-Oct-22  | -7          |             |             |        |        |        |        |  |
| 06-FGC-2-1130                      | PFab 2-Line 2 - 2nd Floor (EL12.47~ EL23.47m) (Including Dosing system    | 60                | 32                 | 25-Feb-22 A         | 31-Aug-22     | 15-Sep-22      | 17-Oct-22  | 46          |             |             |        |        |        |        |  |
| 06-FGC-2-1140                      | PFab 2-Line 2 - 3rd Floor (EL23.47~ EL34.47m) (Including Ash and resid    | 60                | 29                 | 06-May-22           | 13-Sep-22     | 18-Sep-22      | 17-Oct-22  | 33          |             |             |        |        |        |        |  |

3-Month Rolling Programme (July 2022)

■ Remaining Work      ◆ Actual Milestone  
■ Actual Work      ◆ Critical Milestone  
■ Critical Remaining Work  
◆ Milestone

| Activity ID                  | Activity Name  | Original Duration | Remaining Duration | Activity % Complete | Current Start | Current Finish | Late Start | Late Finish | Total Float | M56 Remarks | 2022   |        |        |        |
|------------------------------|--|-------------------|--------------------|---------------------|---------------|----------------|------------|-------------|-------------|-------------|--------|--------|--------|--------|
|                              |  |                   |                    |                     |               |                |            |             |             |             | Jul 56 | Aug 57 | Sep 58 | Oct 59 |
| 06-FGC-2-1150                | PFab 2-Line 2 - 4th Floor (EL34.47- EL44.22m) (Including Urea to ammo  | 50                | 50                 | 0%                  | 03-Jun-22 A   | 23-Oct-22      | 28-Aug-22  | 17-Oct-22   | -7          |             |        |        |        |        |
| <b>Piping Fabrication</b>    |  | 180               | 45                 |                     | 03-Jun-21 A   | 13-Sep-22      | 04-Jul-22  | 18-Aug-22   | -27         |             |        |        |        |        |
| 06-FGC-2-1210                | PFab 2-Line 2 - Piping Fabrication                                     | 180               | 45                 | 75%                 | 03-Jun-21 A   | 13-Sep-22      | 04-Jul-22  | 18-Aug-22   | -27         |             |        |        |        |        |
| <b>Piping Installation</b>   |  | 150               | 150                |                     | 11-Aug-22     | 07-Jan-23      | 04-Jul-22  | 01-Dec-22   | -38         |             |        |        |        |        |
| 06-FGC-2-1000                | PFab 2-Line 2 - Piping Installation                                    | 150               | 150                | 0%                  | 11-Aug-22*    | 07-Jan-23      | 04-Jul-22  | 01-Dec-22   | -38         |             |        |        |        |        |
| <b>E&amp;I Fabrication</b>   |  | 180               | 99                 |                     | 14-Apr-22 A   | 06-Nov-22      | 02-Jul-22  | 09-Oct-22   | -29         |             |        |        |        |        |
| 06-FGC-2-1220                | PFab 2-Line 2 - E&I Fabrication  | 180               | 99                 | 45%                 | 14-Apr-22 A   | 06-Nov-22      | 02-Jul-22  | 09-Oct-22   | -29         |             |        |        |        |        |
| <b>E&amp;I Installation</b>  |  | 115               | 115                |                     | 09-Aug-22     | 01-Dec-22      | 02-Jul-22  | 25-Oct-22   | -38         |             |        |        |        |        |
| 06-FGC-2-1230                | PFab 2-Line 2 - E&I Support Installation                               | 45                | 45                 | 0%                  | 09-Aug-22*    | 22-Sep-22      | 02-Jul-22  | 16-Aug-22   | -38         |             |        |        |        |        |
| 06-FGC-2-1240                | PFab 2-Line 2 - E&I Cable Ladder Erection                              | 45                | 45                 | 0%                  | 16-Aug-22     | 29-Sep-22      | 09-Jul-22  | 23-Aug-22   | -38         |             |        |        |        |        |
| <b>Electrical</b>            |  | 108               | 108                |                     | 16-Aug-22     | 01-Dec-22      | 23-Jul-22  | 25-Oct-22   | -38         |             |        |        |        |        |
| 06-FGC-2-1250                | PFab 2-Line 2 - Electrical Cable Pulling and Termination               | 80                | 80                 | 0%                  | 13-Sep-22     | 01-Dec-22      | 06-Aug-22  | 25-Oct-22   | -38         |             |        |        |        |        |
| 06-FGC-2-1260                | PFab 2-Line 2 - Electrical Equipment Installation                      | 45                | 45                 | 0%                  | 30-Aug-22     | 13-Oct-22      | 23-Jul-22  | 06-Sep-22   | -38         |             |        |        |        |        |
| 06-FGC-2-1270                | PFab 2-Line 2 - Electrical Heat Tracing Installation                   | 45                | 45                 | 0%                  | 30-Aug-22     | 13-Oct-22      | 23-Jul-22  | 06-Sep-22   | -38         |             |        |        |        |        |
| 06-FGC-2-1310                | PFab 2-Line 2 - MCC room installation                                  | 45                | 45                 | 0%                  | 16-Aug-22     | 29-Sep-22      | 23-Jul-22  | 06-Sep-22   | -24         |             |        |        |        |        |
| <b>Instrument</b>            |  | 94                | 94                 |                     | 30-Aug-22     | 01-Dec-22      | 23-Jul-22  | 25-Oct-22   | -38         |             |        |        |        |        |
| 06-FGC-2-1280                | PFab 2-Line 2 - Instrument Cable Pulling and Termination               | 80                | 80                 | 0%                  | 13-Sep-22     | 01-Dec-22      | 06-Aug-22  | 25-Oct-22   | -38         |             |        |        |        |        |
| 06-FGC-2-1290                | PFab 2-Line 2 - Instrument Equipment Installation                      | 45                | 45                 | 0%                  | 30-Aug-22     | 13-Oct-22      | 23-Jul-22  | 06-Sep-22   | -38         |             |        |        |        |        |
| 06-FGC-2-1300                | PFab 2-Line 2 - Instrument Tubing Installation                         | 45                | 45                 | 0%                  | 30-Aug-22     | 13-Oct-22      | 23-Jul-22  | 06-Sep-22   | -38         |             |        |        |        |        |
| <b>Insulation</b>            |  | 150               | 150                |                     | 19-Aug-22     | 15-Jan-23      | 12-Jul-22  | 09-Dec-22   | -38         |             |        |        |        |        |
| 06-FGC-2-1010                | PFab 2-Line 2 - Insulation   | 150               | 150                | 0%                  | 19-Aug-22     | 15-Jan-23      | 12-Jul-22  | 09-Dec-22   | -38         |             |        |        |        |        |
| <b>Precommissioning</b>      |  | 60                | 60                 |                     | 02-Dec-22     | 30-Jan-23      | 25-Oct-22  | 24-Dec-22   | -38         |             |        |        |        |        |
| 06-FGC-2-1020                | PFab 2-Line 2 - Pre-commissioning                                      | 60                | 60                 | 0%                  | 02-Dec-22     | 30-Jan-23      | 25-Oct-22  | 24-Dec-22   | -38         |             |        |        |        |        |
| <b>PFab 2 - Line 3</b>       |  | 584               | 208                |                     | 11-Dec-20 A   | 23-Feb-23      | 30-Jul-22  | 06-Feb-23   | -17         |             |        |        |        |        |
| <b>Structure Fabrication</b> |  | 180               | 126                |                     | 11-Dec-20 A   | 03-Dec-22      | 13-Aug-22  | 16-Dec-22   | 13          |             |        |        |        |        |
| 06-FGC-3-1110                | PFab 2-Line 3 - Tertiary Structure Fabrication                         | 180               | 126                | 30%                 | 11-Dec-20 A   | 03-Dec-22      | 13-Aug-22  | 16-Dec-22   | 13          |             |        |        |        |        |
| <b>Structure Erection</b>    |  | 136               | 38                 |                     | 26-Mar-22 A   | 06-Sep-22      | 30-Jul-22  | 19-Sep-22   | 13          |             |        |        |        |        |
| 06-FGC-3-1070                | PFab 2-Line 3 - 3rd Floor (EL23.47- EL34.47m) Primary & Secondary St   | 60                | 9                  | 85%                 | 26-Mar-22 A   | 08-Aug-22      | 30-Jul-22  | 07-Aug-22   | -1          |             |        |        |        |        |
| 06-FGC-3-1080                | PFab 2-Line 3 - 4th Floor (EL34.47- EL44.22m) Primary & Secondary St   | 29                | 29                 | 0%                  | 09-Aug-22     | 06-Sep-22      | 22-Aug-22  | 19-Sep-22   | 13          |             |        |        |        |        |
| <b>Mechanical Erection</b>   |  | 269               | 88                 |                     | 02-Jan-22 A   | 26-Oct-22      | 20-Sep-22  | 08-Nov-22   | 13          |             |        |        |        |        |
| 06-FGC-3-1000                | PFab 2-Line 3 - 1st Floor (Below EL12.47m) (Including Silencer ID fan) | 60                | 27                 | 55%                 | 02-Jan-22 A   | 26-Aug-22      | 13-Oct-22  | 08-Nov-22   | 74          |             |        |        |        |        |
| 06-FGC-3-1010                | PFab 2-Line 3 - 2nd Floor (EL12.47- EL23.47m) (Including Dosing system | 60                | 38                 | 36.67%              | 10-Mar-22 A   | 06-Sep-22      | 02-Oct-22  | 08-Nov-22   | 63          |             |        |        |        |        |
| 06-FGC-3-1020                | PFab 2-Line 3 - 3rd Floor (EL23.47- EL34.47m) (Including Ash and resid | 29                | 29                 | 0%                  | 09-Aug-22     | 06-Sep-22      | 11-Oct-22  | 08-Nov-22   | 63          |             |        |        |        |        |
| 06-FGC-3-1030                | PFab 2-Line 3 - 4th Floor (EL34.47- EL44.22m) (Including Urea to ammo  | 50                | 50                 | 0%                  | 07-Sep-22     | 26-Oct-22      | 20-Sep-22  | 08-Nov-22   | 13          |             |        |        |        |        |
| <b>Piping Fabrication</b>    |  | 180               | 87                 |                     | 03-Jun-21 A   | 25-Oct-22      | 11-Aug-22  | 05-Nov-22   | 11          |             |        |        |        |        |
| 06-FGC-3-1210                | PFab 2-Line 3 - Piping Fabrication                                     | 180               | 87                 | 51.67%              | 03-Jun-21 A   | 25-Oct-22      | 11-Aug-22  | 05-Nov-22   | 11          |             |        |        |        |        |
| <b>Piping Installation</b>   |  | 150               | 150                |                     | 28-Aug-22     | 24-Jan-23      | 11-Aug-22  | 07-Jan-23   | -17         |             |        |        |        |        |
| 06-FGC-3-1150                | PFab 2-Line 3 - Piping Installation                                    | 150               | 150                | 0%                  | 28-Aug-22*    | 24-Jan-23      | 11-Aug-22  | 07-Jan-23   | -17         |             |        |        |        |        |
| <b>E&amp;I Fabrication</b>   |  | 180               | 93                 |                     | 14-Apr-22 A   | 31-Oct-22      | 31-Aug-22  | 01-Dec-22   | 31          |             |        |        |        |        |
| 06-FGC-3-1220                | PFab 2-Line 3 - E&I Fabrication  | 180               | 93                 | 48.33%              | 14-Apr-22 A   | 31-Oct-22      | 31-Aug-22  | 01-Dec-22   | 31          |             |        |        |        |        |
| <b>E&amp;I Installation</b>  |  | 115               | 115                |                     | 17-Sep-22     | 09-Jan-23      | 31-Aug-22  | 23-Dec-22   | -17         |             |        |        |        |        |
| 06-FGC-3-1230                | PFab 2-Line 3 - E&I Support Installation                               | 45                | 45                 | 0%                  | 17-Sep-22*    | 31-Oct-22      | 31-Aug-22  | 14-Oct-22   | -17         |             |        |        |        |        |
| 06-FGC-3-1240                | PFab 2-Line 3 - E&I Cable Ladder Erection                              | 45                | 45                 | 0%                  | 24-Sep-22     | 07-Nov-22      | 07-Sep-22  | 21-Oct-22   | -17         |             |        |        |        |        |
| <b>Electrical</b>            |  | 110               | 110                |                     | 22-Sep-22     | 09-Jan-23      | 21-Sep-22  | 23-Dec-22   | -17         |             |        |        |        |        |
| 06-FGC-3-1250                | PFab 2-Line 3 - Electrical Cable Pulling and Termination               | 80                | 80                 | 0%                  | 22-Oct-22     | 09-Jan-23      | 05-Oct-22  | 23-Dec-22   | -17         |             |        |        |        |        |
| 06-FGC-3-1260                | PFab 2-Line 3 - Electrical Equipment Installation                      | 45                | 45                 | 0%                  | 08-Oct-22     | 21-Nov-22      | 21-Sep-22  | 04-Nov-22   | -17         |             |        |        |        |        |
| 06-FGC-3-1270                | PFab 2-Line 3 - Electrical Heat Tracing Installation                   | 45                | 45                 | 0%                  | 08-Oct-22     | 21-Nov-22      | 21-Sep-22  | 04-Nov-22   | -17         |             |        |        |        |        |
| 06-FGC-3-1310                | PFab 2-Line 3 - MCC room installation                                  | 45                | 45                 | 0%                  | 22-Sep-22     | 05-Nov-22      | 21-Sep-22  | 04-Nov-22   | -1          |             |        |        |        |        |
| <b>Instrument</b>            |  | 94                | 94                 |                     | 08-Oct-22     | 09-Jan-23      | 21-Sep-22  | 23-Dec-22   | -17         |             |        |        |        |        |
| 06-FGC-3-1280                | PFab 2-Line 3 - Instrument Cable Pulling and Termination               | 80                | 80                 | 0%                  | 22-Oct-22     | 09-Jan-23      | 05-Oct-22  | 23-Dec-22   | -17         |             |        |        |        |        |
| 06-FGC-3-1290                | PFab 2-Line 3 - Instrument Equipment Installation                      | 45                | 45                 | 0%                  | 08-Oct-22     | 21-Nov-22      | 21-Sep-22  | 04-Nov-22   | -17         |             |        |        |        |        |
| 06-FGC-3-1300                | PFab 2-Line 3 - Instrument Tubing Installation                         | 45                | 45                 | 0%                  | 08-Oct-22     | 21-Nov-22      | 21-Sep-22  | 04-Nov-22   | -17         |             |        |        |        |        |
| <b>Insulation</b>            |  | 150               | 150                |                     | 27-Sep-22     | 23-Feb-23      | 10-Sep-22  | 06-Feb-23   | -17         |             |        |        |        |        |
| 06-FGC-3-1170                | PFab 2-Line 3 - Insulation   | 150               | 150                | 0%                  | 27-Sep-22     | 23-Feb-23      | 10-Sep-22  | 06-Feb-23   | -17         |             |        |        |        |        |
| <b>PFab 2 - Line 4</b>       |  | 592               | 196                |                     | 09-Jun-21 A   | 11-Feb-23      | 13-Aug-22  | 08-Feb-23   | -3          |             |        |        |        |        |
| <b>Structure Fabrication</b> |  | 180               | 102                |                     | 25-Oct-21 A   | 09-Nov-22      | 21-Aug-22  | 30-Nov-22   | 21          |             |        |        |        |        |
| 06-FGC-4-1150                | PFab 2-Line 4 - Tertiary Structure Fabrication                         | 180               | 102                | 43.33%              | 25-Oct-21 A   | 09-Nov-22      | 21-Aug-22  | 30-Nov-22   | 21          |             |        |        |        |        |
| <b>Structure Erection</b>    |  | 120               | 22                 |                     | 02-Feb-22 A   | 21-Aug-22      | 31-Aug-22  | 22-Sep-22   | 32          |             |        |        |        |        |
| 06-FGC-4-1110                | PFab 2-Line 4 - 3rd Floor (EL23.47- EL34.47m) Primary & Secondary St   | 60                | 5                  | 91.67%              | 02-Feb-22 A   | 04-Aug-22      | 18-Sep-22  | 22-Sep-22   | 49          |             |        |        |        |        |
| 06-FGC-4-1120                | PFab 2-Line 4 - 4th Floor (EL34.47- EL44.22m) Primary & Secondary St   | 60                | 22                 | 63.33%              | 12-Mar-22 A   | 21-Aug-22      | 31-Aug-22  | 21-Sep-22   | 31          |             |        |        |        |        |
| <b>Mechanical Erection</b>   |  | 253               | 72                 |                     | 24-Dec-21 A   | 10-Oct-22      | 19-Sep-22  | 10-Nov-22   | 31          |             |        |        |        |        |
| 06-FGC-4-1040                | PFab 2-Line 4 - 1st Floor (Below EL12.47m) (Including Silencer ID fan) | 60                | 21                 | 65%                 | 24-Dec-21 A   | 20-Aug-22      | 21-Oct-22  | 10-Nov-22   | 82          |             |        |        |        |        |
| 06-FGC-4-1050                | PFab 2-Line 4 - 2nd Floor (EL12.47- EL23.47m) (Including Dosing system | 60                | 23                 | 61.67%              | 04-Feb-22 A   | 22-Aug-22      | 19-Oct-22  | 10-Nov-22   | 80          |             |        |        |        |        |
| 06-FGC-4-1060                | PFab 2-Line 4 - 3rd Floor (EL23.47- EL34.47m) (Including Ash and resid | 60                | 53                 | 11.67%              | 11-Feb-22 A   | 21-Sep-22      | 19-Sep-22  | 10-Nov-22   | 50          |             |        |        |        |        |
| 06-FGC-4-1070                | PFab 2-Line 4 - 4th Floor (EL34.47- EL44.22m) (Including Urea to ammo  | 50                | 50                 | 0%                  | 06-May-22     | 10-Oct-22      | 22-Sep-22  | 10-Nov-22   | 31          |             |        |        |        |        |
| <b>Piping Fabrication</b>    |  | 180               | 102                |                     | 09-Jun-21 A   | 09-Nov-22      | 13-Aug-22  | 22-Nov-22   | 13          |             |        |        |        |        |
| 06-FGC-4-1210                | PFab 2-Line 4 - Piping Fabrication                                     | 180               | 102                | 43.33%              | 09-Jun-21 A   | 09-Nov-22      | 13-Aug-22  | 22-Nov-22   | 13          |             |        |        |        |        |
| <b>Piping Installation</b>   |  | 150               | 150                |                     | 16-Aug-22     | 12-Jan-23      | 13-Aug-22  | 09-Jan-23   | -3          |             |        |        |        |        |
| 06-FGC-4-1000                | PFab 2-Line 4 - Piping Installation                                    | 150               | 150                | 0%                  | 16-Aug-22*    | 12-Jan-23      | 13-Aug-22  | 09-Jan-23   | -3          |             |        |        |        |        |

3-Month Rolling Programme (July 2022)

- Remaining Work
- Actual Work
- Critical Remaining Work
- ◆ Milestone
- ◆ Actual Milestone
- ◆ Critical Milestone



| Activity ID                                | Activity Name   | Original Duration | Remaining Duration | Activity % Complete | Current Start | Current Finish | Late Start | Late Finish | Total Float | M56 Remarks | 2022   |            |        |   |
|--|---|-------------------|--------------------|---------------------|---------------|----------------|------------|-------------|-------------|-------------|--------|------------|--------|---|
|  |   |                   |                    |                     |               |                |            |             |             |             | Jul 56 | Aug 57     | Sep 58 | Oct 59  |
| <b>E&amp;I Fabrication</b>                 |   | 180               | 142                |                     | 14-Apr-22 A   | 19-Dec-22      | 02-Sep-22  | 21-Jan-23   | 33          |             |        |            |        |   |
| 06-FGC-4-1220                              | PFab 2-Line 4 - E&I Fabrication   | 180               | 142                | 21.11%              | 14-Apr-22 A   | 19-Dec-22      | 02-Sep-22  | 21-Jan-23   | 33          |             |        |            |        |   |
| <b>E&amp;I Installation</b>                |   | 115               | 115                |                     | 05-Sep-22     | 28-Dec-22      | 02-Sep-22  | 25-Dec-22   | -3          |             |        |            |        |   |
| 06-FGC-4-1230                              | PFab 2-Line 4 - E&I Support Installation                                | 45                | 45                 | 0%                  | 05-Sep-22*    | 19-Oct-22      | 02-Sep-22  | 16-Oct-22   | -3          |             |        | 05-Sep-22* |        | 19-Oct-22, PF   |
| 06-FGC-4-1240                              | PFab 2-Line 4 - E&I Cable Ladder Erection                               | 45                | 45                 | 0%                  | 12-Sep-22     | 26-Oct-22      | 09-Sep-22  | 23-Oct-22   | -3          |             |        | 12-Sep-22  |        | 26-Oct-22   |
| <b>Electrical</b>                          |   | 107               | 107                |                     | 13-Sep-22     | 28-Dec-22      | 23-Sep-22  | 25-Dec-22   | -3          |             |        |            |        |   |
| 06-FGC-4-1250                              | PFab 2-Line 4 - Electrical Cable Pulling and Termination                | 80                | 80                 | 0%                  | 10-Oct-22     | 28-Dec-22      | 07-Oct-22  | 25-Dec-22   | -3          |             |        |            |        | 10-Oct-22   |
| 06-FGC-4-1260                              | PFab 2-Line 4 - Electrical Equipment Installation                       | 45                | 45                 | 0%                  | 26-Sep-22     | 09-Nov-22      | 23-Sep-22  | 06-Nov-22   | -3          |             |        |            |        | 26-Sep-22   |
| 06-FGC-4-1270                              | PFab 2-Line 4 - Electrical Heat Tracing Installation                    | 45                | 45                 | 0%                  | 26-Sep-22     | 09-Nov-22      | 23-Sep-22  | 06-Nov-22   | -3          |             |        |            |        | 26-Sep-22   |
| 06-FGC-4-1310                              | PFab 2-Line 4 - MCC room installation                                   | 45                | 45                 | 0%                  | 13-Sep-22*    | 27-Oct-22      | 23-Sep-22  | 06-Nov-22   | 10          |             |        | 13-Sep-22* |        | 27-Oct-22   |
| <b>Instrument</b>                          |   | 94                | 94                 |                     | 26-Sep-22     | 28-Dec-22      | 23-Sep-22  | 25-Dec-22   | -3          |             |        |            |        |   |
| 06-FGC-4-1280                              | PFab 2-Line 4 - Instrument Cable Pulling and Termination                | 80                | 80                 | 0%                  | 10-Oct-22     | 28-Dec-22      | 07-Oct-22  | 25-Dec-22   | -3          |             |        |            |        | 10-Oct-22   |
| 06-FGC-4-1290                              | PFab 2-Line 4 - Instrument Equipment Installation                       | 45                | 45                 | 0%                  | 26-Sep-22     | 09-Nov-22      | 23-Sep-22  | 06-Nov-22   | -3          |             |        |            |        | 26-Sep-22   |
| 06-FGC-4-1300                              | PFab 2-Line 4 - Instrument Tubing Installation                          | 45                | 45                 | 0%                  | 26-Sep-22     | 09-Nov-22      | 23-Sep-22  | 06-Nov-22   | -3          |             |        |            |        | 26-Sep-22   |
| <b>Insulation</b>                          |   | 150               | 150                |                     | 15-Sep-22     | 11-Feb-23      | 12-Sep-22  | 08-Feb-23   | -3          |             |        |            |        |   |
| 06-FGC-4-1010                              | PFab 2-Line 4 - Insulation  | 150               | 150                | 0%                  | 15-Sep-22     | 11-Feb-23      | 12-Sep-22  | 08-Feb-23   | -3          |             |        | 15-Sep-22  |        |   |
| <b>PFab 2 - Line 5</b>                     |   | 641               | 245                |                     | 18-Jun-21 A   | 01-Apr-23      | 30-Jul-22  | 25-Mar-23   | -7          |             |        |            |        |   |
| <b>Structure Erection</b>                  |   | 185               | 63                 |                     | 08-Jan-22 A   | 01-Oct-22      | 30-Jul-22  | 31-Oct-22   | 30          |             |        |            |        |   |
| 06-FGC-5-1060                              | PFab 2-Line 5 - 2nd Floor(EL12.47~ EL23.47m) Primary & Secondary St     | 60                | 10                 | 83.33%              | 08-Jan-22 A   | 09-Aug-22      | 25-Sep-22  | 04-Oct-22   | 56          |             |        | 09-Aug-22  |        | PFab 2-Line 5 - 2nd Floor(EL12.47~ EL23.47m) Primary & Secondary Steel Structure Erection, PFab             |
| 06-FGC-5-1070                              | PFab 2-Line 5 - 3rd Floor(EL23.47~ EL34.47m) Primary & Secondary St     | 60                | 34                 | 43.33%              | 20-Apr-22 A   | 02-Sep-22      | 30-Jul-22  | 01-Sep-22   | -1          |             |        |            |        | PFab 2-Line 5 - 3rd Floor(EL23.47~ EL34.47m) Primary & Secondary Steel Str                                  |
| 06-FGC-5-1080                              | PFab 2-Line 5 - 4th Floor (EL34.47~ EL44.22m) Primary & Secondary St    | 60                | 63                 | 0%                  | 20-May-22     | 01-Oct-22      | 30-Aug-22  | 31-Oct-22   | 30          |             |        |            |        | 01-Oct-22, PFab 2-Line 5 - 4th Floor (E   |
| <b>Mechanical Erection</b>                 |   | 245               | 94                 |                     | 21-Jan-22 A   | 01-Nov-22      | 02-Sep-22  | 31-Oct-22   | -1          |             |        |            |        |   |
| 06-FGC-5-1000                              | PFab 2-Line 5 - 1st Floor (Below EL12.47m) (Including Silencer ID fan)  | 60                | 17                 | 71.67%              | 21-Jan-22 A   | 16-Aug-22      | 06-Sep-22  | 22-Sep-22   | 37          |             |        | 16-Aug-22  |        | PFab 2-Line 5 - 1st Floor (Below EL12.47m) (Including Silencer ID fan), PFab 2-Line 5 - 1s                  |
| 06-FGC-5-1010                              | PFab 2-Line 5 - 2nd Floor (EL12.47~ EL23.47m) (Including Dosing system) | 60                | 29                 | 51.67%              | 24-Jun-22 A   | 28-Aug-22      | 06-Sep-22  | 04-Oct-22   | 37          |             |        | 28-Aug-22  |        | PFab 2-Line 5 - 2nd Floor (EL12.47~ EL23.47m) (Including Dosing system)                                     |
| 06-FGC-5-1020                              | PFab 2-Line 5 - 3rd Floor (EL23.47~ EL34.47m) (Including Ash and resid  | 60                | 60                 | 0%                  | 03-Sep-22     | 01-Nov-22      | 02-Sep-22  | 31-Oct-22   | -1          |             |        | 03-Sep-22  |        |   |
| <b>Piping Fabrication</b>                  |   | 180               | 112                |                     | 18-Jun-21 A   | 19-Nov-22      | 22-Sep-22  | 11-Jan-23   | 53          |             |        |            |        |   |
| 06-FGC-5-1170                              | PFab 2-Line 5 - Piping Fabrication                                      | 180               | 112                | 37.78%              | 18-Jun-21 A   | 19-Nov-22      | 22-Sep-22  | 11-Jan-23   | 53          |             |        |            |        |   |
| <b>Piping Installation</b>                 |   | 150               | 150                |                     | 04-Oct-22     | 02-Mar-23      | 22-Sep-22  | 18-Feb-23   | -12         |             |        |            |        |   |
| 06-FGC-5-1190                              | PFab 2-Line 5 - Piping Installation                                     | 150               | 150                | 0%                  | 04-Oct-22*    | 02-Mar-23      | 22-Sep-22  | 18-Feb-23   | -12         |             |        |            |        | 04-Oct-22*  |
| <b>E&amp;I Fabrication</b>                 |   | 180               | 165                |                     | 14-Apr-22 A   | 11-Jan-23      | 12-Oct-22  | 25-Mar-23   | 73          |             |        |            |        |   |
| 06-FGC-5-1180                              | PFab 2-Line 5 - E&I Fabrication   | 180               | 165                | 8.33%               | 14-Apr-22 A   | 11-Jan-23      | 12-Oct-22  | 25-Mar-23   | 73          |             |        |            |        |   |
| <b>E&amp;I Installation</b>                |   | 52                | 52                 |                     | 24-Oct-22     | 14-Dec-22      | 12-Oct-22  | 02-Dec-22   | -12         |             |        |            |        |   |
| 06-FGC-5-1230                              | PFab 2-Line 5 - E&I Support Installation                                | 45                | 45                 | 0%                  | 24-Oct-22*    | 07-Dec-22      | 12-Oct-22  | 25-Nov-22   | -12         |             |        |            |        | 24-Oct-22*  |
| 06-FGC-5-1240                              | PFab 2-Line 5 - E&I Cable Ladder Erection                               | 45                | 45                 | 0%                  | 31-Oct-22     | 14-Dec-22      | 19-Oct-22  | 02-Dec-22   | -12         |             |        |            |        | 31-Oct-22   |
| <b>Insulation</b>                          |   | 150               | 150                |                     | 03-Nov-22     | 01-Apr-23      | 22-Oct-22  | 20-Mar-23   | -12         |             |        |            |        |   |
| 06-FGC-5-1200                              | PFab 2-Line 5 - Insulation  | 150               | 150                | 0%                  | 03-Nov-22     | 01-Apr-23      | 22-Oct-22  | 20-Mar-23   | -12         |             |        |            |        | 03-Nov-22   |
| <b>PFab 2 - Line 6</b>                     |   | 641               | 252                |                     | 05-Jan-21 A   | 08-Apr-23      | 19-Jul-22  | 27-Mar-23   | -12         |             |        |            |        |   |
| <b>Structure Erection</b>                  |   | 179               | 63                 |                     | 04-Jan-22 A   | 01-Oct-22      | 19-Jul-22  | 13-Nov-22   | 43          |             |        |            |        |   |
| 06-FGC-6-1120                              | PFab 2-Line 6 - 2nd Floor(EL12.47~ EL23.47m) Primary & Secondary St     | 60                | 15                 | 75%                 | 04-Jan-22 A   | 14-Aug-22      | 12-Sep-22  | 26-Sep-22   | 43          |             |        | 14-Aug-22  |        | PFab 2-Line 6 - 2nd Floor(EL12.47~ EL23.47m) Primary & Secondary Steel Structure Erection                   |
| 06-FGC-6-1130                              | PFab 2-Line 6 - 3rd Floor(EL23.47~ EL34.47m) Primary & Secondary St     | 60                | 44                 | 26.67%              | 20-Apr-22 A   | 12-Sep-22      | 19-Jul-22  | 31-Aug-22   | -12         |             |        |            |        | PFab 2-Line 6 - 3rd Floor(EL23.47~ EL34.47m) Primary & Second   |
| 06-FGC-6-1140                              | PFab 2-Line 6 - 4th Floor (EL34.47~ EL44.22m) Primary & Secondary St    | 60                | 63                 | 0%                  | 20-May-22     | 01-Oct-22      | 12-Sep-22  | 13-Nov-22   | 43          |             |        |            |        | 01-Oct-22, PFab 2-Line 6 - 4th Floor (E   |
| <b>Mechanical Fabrication</b>              |   | 270               | 122                |                     | 05-Jan-21 A   | 29-Nov-22      | 27-Sep-22  | 26-Jan-23   | 58          |             |        |            |        |   |
| 06-FGC-6-1210                              | PFab 2-Line 6 - Mechanical Fabrication (By yard)                        | 270               | 122                | 54.81%              | 05-Jan-21 A   | 29-Nov-22      | 27-Sep-22  | 26-Jan-23   | 58          |             |        |            |        |   |
| <b>Mechanical Erection</b>                 |   | 248               | 104                |                     | 21-Jan-22 A   | 11-Nov-22      | 27-Sep-22  | 03-Dec-22   | 22          |             |        |            |        |   |
| 06-FGC-6-1170                              | PFab 2-Line 6 - 1st Floor (Below EL12.47m) (Including Silencer ID fan)  | 60                | 4                  | 93.33%              | 21-Jan-22 A   | 03-Aug-22      | 14-Oct-22  | 17-Oct-22   | 75          |             |        | 03-Aug-22  |        | PFab 2-Line 6 - 1st Floor (Below EL12.47m) (Including Silencer ID fan), PFab 2-Line 6 - 1st Floor (Below EL |
| 06-FGC-6-1180                              | PFab 2-Line 6 - 2nd Floor (EL12.47~ EL23.47m) (Including Dosing system) | 60                | 29                 | 51.67%              | 24-Jun-22 A   | 12-Sep-22      | 27-Sep-22  | 25-Oct-22   | 43          |             |        | 12-Sep-22  |        | PFab 2-Line 6 - 2nd Floor (EL12.47~ EL23.47m) (Incl   |
| 06-FGC-6-1190                              | PFab 2-Line 6 - 3rd Floor (EL23.47~ EL34.47m) (Including Ash and resid  | 60                | 60                 | 0%                  | 13-Sep-22     | 11-Nov-22      | 05-Oct-22  | 03-Dec-22   | 22          |             |        | 13-Sep-22  |        |   |
| <b>Piping Fabrication</b>                  |   | 180               | 137                |                     | 30-Sep-21 A   | 14-Dec-22      | 29-Sep-22  | 12-Feb-23   | 60          |             |        |            |        |   |
| 06-FGC-6-1220                              | PFab 2-Line 6 - Piping Fabrication                                      | 180               | 137                | 23.89%              | 30-Sep-21 A   | 14-Dec-22      | 29-Sep-22  | 12-Feb-23   | 60          |             |        |            |        |   |
| <b>Piping Installation</b>                 |   | 150               | 150                |                     | 11-Oct-22     | 09-Mar-23      | 29-Sep-22  | 25-Feb-23   | -12         |             |        |            |        |   |
| 06-FGC-6-1000                              | PFab 2-Line 6 - Piping Installation                                     | 150               | 150                | 0%                  | 11-Oct-22*    | 09-Mar-23      | 29-Sep-22  | 25-Feb-23   | -12         |             |        |            |        | 11-Oct-22*  |
| <b>E&amp;I Fabrication</b>                 |   | 152               | 152                |                     | 31-Jul-22     | 29-Dec-22      | 05-Oct-22  | 05-Mar-23   | 66          |             |        |            |        |   |
| 06-FGC-6-1230                              | PFab 2-Line 6 - E&I Fabrication   | 152               | 152                | 0%                  | 31-Jul-22     | 29-Dec-22      | 05-Oct-22  | 05-Mar-23   | 66          |             |        | 31-Jul-22  |        |   |
| <b>E&amp;I Installation</b>                |   | 52                | 52                 |                     | 31-Oct-22     | 21-Dec-22      | 19-Oct-22  | 09-Dec-22   | -12         |             |        |            |        |   |
| 06-FGC-6-1240                              | PFab 2-Line 6 - E&I Support Installation                                | 45                | 45                 | 0%                  | 31-Oct-22*    | 14-Dec-22      | 19-Oct-22  | 02-Dec-22   | -12         |             |        |            |        | 31-Oct-22*  |
| 06-FGC-6-1250                              | PFab 2-Line 6 - E&I Cable Ladder Erection                               | 45                | 45                 | 0%                  | 07-Nov-22     | 21-Dec-22      | 26-Oct-22  | 09-Dec-22   | -12         |             |        |            |        | 07-Nov-22   |
| <b>Insulation</b>                          |   | 150               | 150                |                     | 10-Nov-22     | 08-Apr-23      | 29-Oct-22  | 27-Mar-23   | -12         |             |        |            |        |   |
| 06-FGC-6-1020                              | PFab 2-Line 6 - Insulation  | 150               | 150                | 0%                  | 10-Nov-22     | 08-Apr-23      | 29-Oct-22  | 27-Mar-23   | -12         |             |        |            |        |   |
| <b>Fabrication of Mega Steel Structure</b> |   | 185               | 139                |                     | 10-Apr-22 A   | 16-Dec-22      | 13-Jul-22  | 08-Dec-22   | -8          |             |        |            |        |   |
| <b>Material Procurement</b>                |   | 172               | 126                |                     | 10-Apr-22 A   | 03-Dec-22      | 13-Jul-22  | 15-Nov-22   | -18         |             |        |            |        |   |
| 16-8500-1 (6E)                             | Material Procurement (BM2)  | 60                | 5                  | 91.67%              | 10-Apr-22 A   | 04-Aug-22      | 13-Jul-22  | 17-Jul-22   | -18         |             |        |            |        | Material Procurement (BM2), 04-Aug-22, 04-Aug-22, Material Procurement (BM2)                                |
| 16-8500-2 (6E)                             | Material Procurement (BM3)  | 60                | 20                 | 67%                 | 30-May-22     | 24-Aug-22      | 22-Sep-22  | 11-Oct-22   | 48          |             |        | 24-Aug-22  |        | Material Procurement (BM3), Material Procurement (BM3), 24-Aug-22   |
| 16-8500-3 (6E)                             | Material Procurement (FM1)  | 60                | 28                 | 53.33%              | 10-Apr-22 A   | 27-Aug-22      | 13-Jul-22  | 09-Aug-22   | -18         |             |        |            |        | Material Procurement (FM1), 27-Aug-22, 27-Aug-22, Material Procurement (FM1)                                |
| 16-8500-4 (6E)                             | Material Procurement (FM2)  | 60                | 53                 | 11.67%              | 30-May-22     | 19-Oct-22      | 10-Aug-22  | 01-Oct-22   | -18         |             |        |            |        | Material Procurement (FM2), 19-Oct-22, 10-Aug-22, Material Procurement (FM2)                                |
| 16-8500-5 (6E)                             | Material Procurement (FM3)  | 45                | 45                 | 0%                  | 20-Oct-22     | 03-Dec-22      | 02-Oct-22  | 15-Nov-22   | -18         |             |        |            |        | Material Procurement (FM3), 20-Oct-22   |
| <b>Material Testing</b>                    |   | 160               | 129                |                     | 25-Jun-22 A   | 06-Dec-22      | 07-Aug-22  | 08-Dec-22   | 2           |             |        |            |        |   |
| 16-8500-10 (6E)                            | Material Testing (FM2)  | 60                | 60                 | 0%                  | 08-Oct-22     | 06-Dec-22      | 10-Oct-22  | 08-Dec-22   | 2           |             |        |            |        | 08-Oct-22   |
| 16-8500-7 (6E)                             | Material Testing (BM2)  | 60                | 26                 | 56.67%              | 25-Jun-22 A   | 03-Sep-22      | 10-Aug-22  | 04-Sep-22   | 1           |             |        |            |        | 03-Sep-22, Material Testing (BM2), Material Testing (BM2), 03-Sep-22  |
| 16-8500-8 (6E)                             | Material Testing (BM3)  | 60                | 60                 | 0%                  | 31-Jul-22     | 28-Sep-22      | 12-Sep-22  | 10-Nov-22   | 43          |             |        | 31-Jul-22  |        | 28-Sep-22, Material Testing (BM3)   |

3-Month Rolling Programme (July 2022)

- Remaining Work
- Actual Work
- Critical Remaining Work
- ◆ Milestone
- ◆ Actual Milestone
- ◆ Critical Milestone







| Activity ID  | Activity Name   | Original Duration | Remaining Duration | Activity % Complete | Current Start | Current Finish | Late Start | Late Finish | Total Float | M56 Remarks         | 2022   |        |        |        |
|--|---|-------------------|--------------------|---------------------|---------------|----------------|------------|-------------|-------------|---------------------|--------|--------|--------|--------|
|  |   |                   |                    |                     |               |                |            |             |             |                     | Jul 56 | Aug 57 | Sep 58 | Oct 59 |
| 10-1580-1(6D)  | Base Slab for FGC (Module 1)  | 60                | 30                 | 50%                 | 02-Jun-22 A   | 22-Sep-22      | 04-Aug-22  | 02-Sep-22   | -20         |                     |        |        |        |        |
| 10-1590  | Base Slab Stage 2 (Module 2)  | 50                | 50                 | 0%                  | 13-Oct-22     | 01-Dec-22      | 30-Sep-22  | 18-Nov-22   | -13         |                     |        |        |        |        |
| <b>Turbine Hall Bld Foundation</b>                                       |   |                   |                    |                     |               |                |            |             |             |                     |        |        |        |        |
| 98   |   | 194               | 133                |                     | 31-May-22     | 10-Dec-22      | 20-Jul-22  | 29-Nov-22   | -11         |                     |        |        |        |        |
| <b>Piling Works (Driven H-pile)</b>                                      |   |                   |                    |                     |               |                |            |             |             |                     |        |        |        |        |
| 09-1730  | Driven H Pile Installations (57 nrs ~55m(D), @60m/d 2 Groups)             | 33                | 21                 | 35.1%               | 31-May-22     | 21-Aug-22      | 24-Aug-22  | 14-Sep-22   | 25          | 20/57 completed     |        |        |        |        |
| 09-1730-1(M55)   | Driven H Pile Installations (118 nrs ~55m(D), @60m/d 2 Groups)            | 68                | 63                 | 7.35%               | 31-May-22     | 01-Oct-22      | 20-Jul-22  | 20-Sep-22   | -11         | 10/118 completed,41 |        |        |        |        |
| 09-1740  | Pile Load Test  | 8                 | 8                  | 0%                  | 21-Aug-22     | 29-Aug-22      | 20-Oct-22  | 27-Oct-22   | 60          |                     |        |        |        |        |
| <b>Pile Caps Construction</b>  |   |                   |                    |                     |               |                |            |             |             |                     |        |        |        |        |
| 09-1750  | Excavation to Pile Cap Formation  | 28                | 28                 | 0%                  | 02-Oct-22     | 29-Oct-22      | 21-Sep-22  | 18-Oct-22   | -11         |                     |        |        |        |        |
| 09-1760  | Pile Cut-off & Capping Plate (219 nrs, @10nr/d)                           | 21                | 21                 | 0%                  | 11-Oct-22     | 31-Oct-22      | 27-Oct-22  | 16-Nov-22   | 16          |                     |        |        |        |        |
| 09-1770  | Pile Caps Construction for Module 1 to 3 & Raft Foundation Construction I | 55                | 55                 | 0%                  | 17-Oct-22     | 10-Dec-22      | 06-Oct-22  | 29-Nov-22   | -11         |                     |        |        |        |        |
| <b>Compressor &amp; CCCW Bld Foundation</b>                              |   |                   |                    |                     |               |                |            |             |             |                     |        |        |        |        |
| 32   |   | 104               | 105                |                     | 07-Jul-22 A   | 12-Nov-22      | 15-Jul-22  | 27-Oct-22   | -16         |                     |        |        |        |        |
| <b>Piling Works (Driven H-pile)</b>                                      |   |                   |                    |                     |               |                |            |             |             |                     |        |        |        |        |
| 09-2320  | Driven H Pile Installations (68 nrs ~55m(D), @60m/d 2 Groups)             | 32                | 25                 | 21.88%              | 07-Jul-22 A   | 24-Aug-22      | 15-Jul-22  | 08-Aug-22   | -16         | 30/68 inprogress    |        |        |        |        |
| 09-2330  | Pile Load Test  | 8                 | 8                  | 0%                  | 25-Aug-22     | 01-Sep-22      | 15-Sep-22  | 22-Sep-22   | 21          |                     |        |        |        |        |
| <b>Pile Caps Construction</b>  |   |                   |                    |                     |               |                |            |             |             |                     |        |        |        |        |
| 09-2340  | Excavation to Pile Cap Formation  | 45                | 45                 | 0%                  | 25-Aug-22     | 08-Oct-22      | 09-Aug-22  | 22-Sep-22   | -16         |                     |        |        |        |        |
| 09-2350  | Pile Cut-off & Capping Plate (68 nrs, @10nr/d)                            | 14                | 14                 | 0%                  | 02-Oct-22     | 15-Oct-22      | 16-Sep-22  | 29-Sep-22   | -16         |                     |        |        |        |        |
| 09-2350-1(6)   | Pile Caps Construction (9 nrs, @0.2nr/d)                                  | 45                | 45                 | 0%                  | 29-Sep-22     | 12-Nov-22      | 13-Sep-22  | 27-Oct-22   | -16         |                     |        |        |        |        |
| <b>Chimney Foundation</b>  |   |                   |                    |                     |               |                |            |             |             |                     |        |        |        |        |
| 193  |   | 193               | 82                 |                     | 18-Mar-22 A   | 31-Oct-22      | 11-Aug-22  | 01-Nov-22   | 2           |                     |        |        |        |        |
| <b>Piling Works (Bored Pile)</b>   |   |                   |                    |                     |               |                |            |             |             |                     |        |        |        |        |
| 09-1820  | Bored Pile Set #1 (6 nrs, @22d/no.)                                       | 136               | 45                 | 67%                 | 18-Mar-22 A   | 23-Sep-22      | 11-Aug-22  | 25-Sep-22   | 2           |                     |        |        |        |        |
| 09-1830  | Pile Core Test  | 32                | 32                 | 0%                  | 23-Sep-22     | 25-Oct-22      | 30-Sep-22  | 31-Oct-22   | 6           |                     |        |        |        |        |
| 09-1830-1  | Bored Pile Set #2 (5 nrs, @22d/no.)                                       | 121               | 48                 | 60%                 | 20-Apr-22 A   | 27-Sep-22      | 11-Aug-22  | 28-Sep-22   | 2           |                     |        |        |        |        |
| 09-1830-2  | Pile Core Test  | 32                | 32                 | 0%                  | 27-Sep-22     | 29-Oct-22      | 29-Sep-22  | 30-Oct-22   | 2           |                     |        |        |        |        |
| 09-1830-3  | Trim Pile Head  | 25                | 25                 | 0%                  | 06-Oct-22     | 31-Oct-22      | 08-Oct-22  | 01-Nov-22   | 2           |                     |        |        |        |        |
| <b>IWMF Substation Building Foundation</b>                               |   |                   |                    |                     |               |                |            |             |             |                     |        |        |        |        |
| 75   |   | 75                | 75                 |                     | 21-Aug-22     | 04-Nov-22      | 15-Sep-22  | 28-Nov-22   | 25          |                     |        |        |        |        |
| <b>Piling Works (Driven H-pile)</b>                                      |   |                   |                    |                     |               |                |            |             |             |                     |        |        |        |        |
| 09-1970(6)   | Predrilling for Driven Pile founding determination (15nr ~60m, @15m/d, 4  | 15                | 15                 | 0%                  | 21-Aug-22     | 05-Sep-22      | 15-Sep-22  | 29-Sep-22   | 25          |                     |        |        |        |        |
| 09-1980  | Driven H Pile Installations (120 nrs ~60m(D), @60m/d 2 Groups)            | 60                | 60                 | 0%                  | 05-Sep-22     | 04-Nov-22      | 30-Sep-22  | 28-Nov-22   | 25          |                     |        |        |        |        |
| <b>Pipe Bridge Foundation</b>  |   |                   |                    |                     |               |                |            |             |             |                     |        |        |        |        |
| 39   |   | 39                | 39                 |                     | 25-Aug-22     | 02-Oct-22      | 19-Sep-22  | 27-Oct-22   | 25          |                     |        |        |        |        |
| <b>Pipe Bridge B</b>   |   |                   |                    |                     |               |                |            |             |             |                     |        |        |        |        |
| <b>Piling Works Piling Works (Driven H-pile)</b>                         |   |                   |                    |                     |               |                |            |             |             |                     |        |        |        |        |
| 09-2450  | Driven H Pile Installations (33 nrs ~55m(D), @60m/d 1 Group)              | 31                | 31                 | 0%                  | 25-Aug-22     | 24-Sep-22      | 19-Sep-22  | 19-Oct-22   | 25          |                     |        |        |        |        |
| 09-2460  | Pile Load Test  | 8                 | 8                  | 0%                  | 25-Sep-22     | 02-Oct-22      | 20-Oct-22  | 27-Oct-22   | 25          |                     |        |        |        |        |
| <b>Pipe Bridge C</b>   |   |                   |                    |                     |               |                |            |             |             |                     |        |        |        |        |
| <b>Piling Works Piling Works (Driven H-pile)</b>                         |   |                   |                    |                     |               |                |            |             |             |                     |        |        |        |        |
| 09-2500  | Driven H Pile Installations (20 nrs ~55m(D), @60m/d 1 Group)              | 19                | 19                 | 0%                  | 25-Aug-22     | 12-Sep-22      | 01-Oct-22  | 19-Oct-22   | 37          |                     |        |        |        |        |
| 09-2510  | Pile Load Test  | 8                 | 8                  | 0%                  | 13-Sep-22     | 20-Sep-22      | 20-Oct-22  | 27-Oct-22   | 37          |                     |        |        |        |        |
| <b>Heavy Load Access</b>   |   |                   |                    |                     |               |                |            |             |             |                     |        |        |        |        |
| 30   |   | 30                | 30                 |                     | 13-Nov-22     | 12-Dec-22      | 28-Oct-22  | 26-Nov-22   | -16         |                     |        |        |        |        |
| <b>Construction</b>  |   |                   |                    |                     |               |                |            |             |             |                     |        |        |        |        |
| 09-3000(6D)  | 500mm Sub Base & Road Base  | 30                | 30                 | 0%                  | 13-Nov-22     | 12-Dec-22      | 28-Oct-22  | 26-Nov-22   | -16         |                     |        |        |        |        |
| <b>Superstructural Works</b>   |   |                   |                    |                     |               |                |            |             |             |                     |        |        |        |        |
| <b>Process Buildings - Boiler &amp; Flue Gas Treatment Bld Structure</b> |   |                   |                    |                     |               |                |            |             |             |                     |        |        |        |        |
| 60   |   | 60                | 60                 |                     | 30-Sep-22     | 28-Nov-22      | 10-Sep-22  | 11-Nov-22   | -17         |                     |        |        |        |        |
| <b>Steel Structure</b>   |   |                   |                    |                     |               |                |            |             |             |                     |        |        |        |        |
| <b>Boiler Building Steel Structure</b>                                   |   |                   |                    |                     |               |                |            |             |             |                     |        |        |        |        |
| <b>Steel Structure Erection at Module 1</b>                              |   |                   |                    |                     |               |                |            |             |             |                     |        |        |        |        |
| 10-1610  | Erection of Mega Columns (4nos @30d /column /gang x 2)                    | 60                | 60                 | 0%                  | 30-Sep-22     | 28-Nov-22      | 10-Sep-22  | 08-Nov-22   | -20         |                     |        |        |        |        |
| 10-1620  | Steel Roof Truss Ground Assembly Works                                    | 60                | 60                 | 0%                  | 30-Sep-22     | 28-Nov-22      | 13-Sep-22  | 11-Nov-22   | -17         |                     |        |        |        |        |
| <b>Landscape, External Road and Drains Works</b>                         |   |                   |                    |                     |               |                |            |             |             |                     |        |        |        |        |
| 180  |   | 180               | 142                |                     | 28-Apr-22 A   | 19-Dec-22      | 08-Sep-22  | 06-Sep-23   | 261         |                     |        |        |        |        |
| <b>Drainage Works</b>  |   |                   |                    |                     |               |                |            |             |             |                     |        |        |        |        |
| 14-1000-1(M55)   | Sewage Transfer System for IWMF Vessels (Caisson 13)                      | 60                | 60                 | 0%                  | 03-Oct-22     | 01-Dec-22      | 03-Oct-22  | 01-Dec-22   | 0           |                     |        |        |        |        |
| <b>Box Culvert</b>   |   |                   |                    |                     |               |                |            |             |             |                     |        |        |        |        |
| <b>East Culvert (3.5m x 2.5m x 118m)</b>                                 |   |                   |                    |                     |               |                |            |             |             |                     |        |        |        |        |
| 14-2000  | Excavation to Formation   | 60                | 60                 | 0%                  | 06-Sep-22     | 04-Nov-22      | 08-Sep-22  | 06-Nov-22   | 2           |                     |        |        |        |        |
| 14-2010  | Construction of Box Culvert (118m, 1.7m/d)                                | 70                | 70                 | 0%                  | 27-Sep-22     | 05-Dec-22      | 29-Sep-22  | 07-Dec-22   | 2           |                     |        |        |        |        |
| 14-2020  | Backfill, Compaction & Testing  | 60                | 60                 | 0%                  | 21-Oct-22     | 19-Dec-22      | 23-Oct-22  | 21-Dec-22   | 2           |                     |        |        |        |        |
| <b>Earthing System</b>   |   |                   |                    |                     |               |                |            |             |             |                     |        |        |        |        |
| 16-1900-2(6)   | Installation of Ground Earthing Mesh                                      | 180               | 140                | 22.22%              | 28-Apr-22 A   | 17-Dec-22      | 20-Apr-23  | 06-Sep-23   | 263         |                     |        |        |        |        |
| <b>Works By CLP</b>  |   |                   |                    |                     |               |                |            |             |             |                     |        |        |        |        |
| 203  |   | 203               | 203                |                     | 30-Sep-23     | 23-Oct-24      | 30-Sep-23  | 31-Oct-24   | 9           |                     |        |        |        |        |
| <b>Installation of Transmission System</b>                               |   |                   |                    |                     |               |                |            |             |             |                     |        |        |        |        |
| 15-0800  | 450 days Prior to Commencement of System Commissioning Test               | 0                 | 0                  | 0%                  | 09-Dec-23     |                | 01-Oct-23  |             | -69         |                     |        |        |        |        |
| 15-0900  | Completion of Civil Provision for Transmission                            | 0                 | 0                  | 0%                  |               | 30-Sep-23      |            | 30-Sep-23   | 0           |                     |        |        |        |        |
| 15-1000  | Construction of Transmission System                                       | 90                | 90                 | 0%                  | 01-Oct-23     | 29-Dec-23      | 14-Feb-24  | 13-May-24   | 136         |                     |        |        |        |        |
| 15-1002  | Cable Testing   | 30                | 30                 | 0%                  | 22-Mar-24     | 20-Apr-24      | 14-May-24  | 12-Jun-24   | 53          |                     |        |        |        |        |
| <b>Remaining Installation Works by CLP</b>                               |   |                   |                    |                     |               |                |            |             |             |                     |        |        |        |        |
| 15-1005  | Handover of CLP Equipment Room no later than 10 mths before energizat     | 0                 | 0                  | 0%                  | 23-Dec-23     | 19-Jun-24      | 01-Jan-24  | 17-Sep-24   | 90          |                     |        |        |        |        |

3-Month Rolling Programme (July 2022)

■ Remaining Work      ◆ Actual Milestone  
■ Actual Work      ◆ Critical Milestone  
■ Critical Remaining Work  
◆ Milestone

| Activity ID                        | Activity Name   | Original Duration | Remaining Duration | Activity % Complete | Current Start    | Current Finish   | Late Start       | Late Finish      | Total Float | M56 Remarks | 2022   |        |        |        |
|------------------------------------|---|-------------------|--------------------|---------------------|------------------|------------------|------------------|------------------|-------------|-------------|--------|--------|--------|--------|
|                                    |   |                   |                    |                     |                  |                  |                  |                  |             |             | Jul 56 | Aug 57 | Sep 58 | Oct 59 |
| 15-1010                            | Commencement of 132kV cable termination no later than 4 mths before e | 0                 | 0                  | 0%                  | 21-Apr-24        |                  | 12-Jun-24        |                  | 53          |             |        |        |        |        |
| 15-1010-1(6)                       | Overall testing and commissioning of 2 x CHS-IWMF circuits            | 60                | 60                 | 0%                  | 21-Apr-24        | 19-Jun-24        | 20-Jul-24        | 17-Sep-24        | 90          |             |        |        |        |        |
| <b>Metering &amp; Energization</b> |   | <b>125</b>        | <b>125</b>         |                     | <b>20-Jun-24</b> | <b>23-Oct-24</b> | <b>18-Sep-24</b> | <b>31-Oct-24</b> | <b>9</b>    |             |        |        |        |        |
| 15-1020                            | Incoming Power System Final Inspection and Metering works             | 30                | 30                 | 0%                  | 20-Jun-24        | 19-Jul-24        | 02-Oct-24        | 31-Oct-24        | 104         |             |        |        |        |        |
| 15-1030                            | Energization of Incoming Power Supply Main System                     | 0                 | 0                  | 0%                  | 23-Oct-24*       |                  | 31-Oct-24        |                  | 9           |             |        |        |        |        |
| 15-1040                            | Energization of Incoming Power Supply Sub System                      | 0                 | 0                  | 0%                  | 23-Oct-24*       |                  | 31-Oct-24        |                  | 9           |             |        |        |        |        |
| 15-1050                            | Export Power System Final Inspection and Metering works               | 30                | 30                 | 0%                  | 20-Jun-24        | 19-Jul-24        | 18-Sep-24        | 17-Oct-24        | 90          |             |        |        |        |        |
| 15-1060                            | Connection to Grid  | 0                 | 0                  | 0%                  |                  | 19-Jul-24        |                  | 31-Oct-24        | 104         |             |        |        |        |        |

**3-Month Rolling Programme (July 2022)**

- Remaining Work
- Actual Work
- Critical Remaining Work
- Milestone
- Actual Milestone
- Critical Milestone

## Appendix B Summary of Implementation Status of Environmental Mitigation

**Appendix B**

**Table B.1 Implementation Schedule for Air Quality Measures for the IWMF at the artificial island near SKC**

| EIA Ref | Environmental Protection Measures / Mitigation Measures   | Location / Timing                          | Implementation Agent | Implementation Stages* |   |   |     | Relevant Legislation and Guidelines                  | Implementation Status and Remarks  |
|---------|---|--|----------------------|------------------------|---|---|-----|--|--|
|         |   |  |                      | Des                    | C | O | Dec |  |  |
| S3b.8.1 | <p><u>Air Pollution Control (Construction Dust) Regulation &amp; Good Site Practices</u></p> <ul style="list-style-type: none"> <li>• Use of regular watering, with complete coverage, to reduce dust emissions from exposed site surfaces and unpaved roads, particularly during dry weather.</li> <li>• Use of frequent watering for particularly dusty construction areas and areas close to ASRs.</li> <li>• Side enclosure and covering of any aggregate or dusty material storage piles to reduce emissions. Where this is not practicable owing to frequent usage, watering shall be applied to aggregate fines.</li> <li>• Open stockpiles shall be avoided or covered. Where possible, prevent placing dusty material storage piles near ASRs.</li> <li>• Tarpaulin covering of all dusty vehicle loads transported to, from and between site locations.</li> <li>• Establishment and use of vehicle wheel and body washing facilities at the exit points of the site.</li> <li>• Provision of wind shield and dust extraction units or similar dust mitigation measures at the loading</li> </ul> | Work site / During the construction period | Contractor           |                        | ✓ |   |     | Air Pollution Control (Construction Dust) Regulation | Deficiency of Mitigation Measures but rectified by the Contractor. N/A for dust control measures for transportation outside site boundary. |

| EIA Ref | Environmental Protection Measures / Mitigation Measures  | Location / Timing  | Implementation Agent | Implementation Stages* |   |   |     | Relevant Legislation and Guidelines | Implementation Status and Remarks |
|---------|--|--|----------------------|------------------------|---|---|-----|-------------------------------------|-----------------------------------|
|         |  |  |                      | Des                    | C | O | Dec |                                     |                                   |
|         | <p>points, and use of water sprinklers at the loading area where dust generation is likely during the loading process of loose material, particularly in dry seasons/ periods.</p> <ul style="list-style-type: none"> <li>• Imposition of speed controls for vehicles on unpaved site roads. Ten kilometers per hour is the recommended limit.</li> <li>• Where possible, routing of vehicles and positioning of construction plant should be at the maximum possible distance from ASRs</li> <li>• Instigation of an environmental monitoring and auditing program to monitor the construction process in order to enforce controls and modify method of work if dusty conditions arise.</li> </ul> |  |                      |                        |   |   |     |                                     |                                   |
| S3b.6.3 | <p><u>Odour Removal by Deodorizers</u></p> <ul style="list-style-type: none"> <li>• Deodorizers with 95% odour removal efficiency would be installed for the air ventilated from the mechanical treatment plant before discharge to the atmosphere</li> </ul>  | <p>Waste reception halls, the waste storage area, the mechanical treatment plant / During design &amp; operation phase</p> | IWMF Operator        | ✓                      |   | ✓ |     | EIAO-TM                             | N/A                               |
| S3b.8.2 | <p><u>Air Pollution Control and Stack Monitoring</u></p>   | <p>IWMF stack emissions / During</p>   | IWMF Operator        | ✓                      |   | ✓ |     | EIAO-TM, Supporting Document for    | N/A                               |

| EIA Ref | Environmental Protection Measures / Mitigation Measures   | Location / Timing        | Implementation Agent | Implementation Stages* |   |   |   | Relevant Legislation and Guidelines | Implementation Status and Remarks |
|---------|---|--------------------------|----------------------|------------------------|---|---|---|-------------------------------------|-----------------------------------|
|         |   |                          |                      | Des                    | C | O | Dec   |                                     |                                   |
|         | <ul style="list-style-type: none"> <li>• Air pollution control and stack monitoring system will be installed for the IW MF to ensure that the emissions from the IW MF stack will meet the proposed target emission limits.</li> <li>• Voluntary Enhancement Measures in Flue Gas Cleaning and Emission Monitoring:                             <ol style="list-style-type: none"> <li>1. Two-stage bag filter system with reagent recirculation;</li> <li>2. In addition to SCR, provide SNCR for removal of NO<sub>x</sub>; tighten emission limit for half-hourly and daily NO<sub>x</sub> to 160 mg/m<sup>3</sup> and 80 mg/m<sub>3</sub> respectively;</li> <li>3. Well-mixed feed waste: to minimize the fluctuation of pollutant loading on the flue gas treatment system;</li> <li>4. Two more AQMSs would be set up at South Lantau and Shek Kwu Chau respectively;</li> <li>5. Limit levels will be set under the IW MF DBO contract to require that waste feed shall cease if any of the air pollutant has exceeded 95% of the emission concentration limit as stipulated in the Special Process license; and</li> </ol> </li> </ul> | design & operation phase |                      |                        |   |   | Application for Variation of Environmental Permit (EP-429/2012) |                                     |                                   |

| EIA Ref | Environmental Protection Measures / Mitigation Measures   | Location / Timing                                      | Implementation Agent | Implementation Stages* |   |   |     | Relevant Legislation and Guidelines   | Implementation Status and Remarks |
|---------|---|--|----------------------|------------------------|---|---|-----|---|-----------------------------------|
|         |   |  |                      | Des                    | C | O | Dec |   |                                   |
|         | 6. Each incineration chamber shall be fitted with auxiliary burners to ensure complete burn out of the combustion gases.  |  |                      |                        |   |   |     |   |                                   |
| -       | <p><u>Treated Fly Ash and Air Pollution Control Residues:</u></p> <ul style="list-style-type: none"> <li>• During testing and commissioning, the Contractor shall sample and test every container of treated fly ash and air pollution control residues for conformance to the Incineration Residue Pollution Control Limits and leachability criteria shown in Table 2 of the Environmental Permit. If a test result confirms that any one of the samples does not conform to the limits and the criteria, the Contractor shall be required to sample and test every container of treated fly ash and air pollution control residues for conformance to the Incineration Residue Pollution Control Limits and leachability criteria for the next six months.</li> <li>• During the first six months of operation, if the requirements in (a) could be fully conformed with, the Contractor shall sample and test every shipload of treated fly ash and air pollution control residues for conformance to the Incineration Residue Pollution Control Limits and leachability criteria shown in Table 2</li> </ul> | IWMF stack emissions / During design & operation phase | IWMF Operator        | ✓                      |   | ✓ |     | Supporting Document for Application for Variation of Environmental Permit (EP-429/2012) | N/A                               |



| EIA Ref | Environmental Protection Measures / Mitigation Measures   | Location / Timing | Implementation Agent | Implementation Stages* |   |   |     | Relevant Legislation and Guidelines | Implementation Status and Remarks |
|---------|---|-------------------|----------------------|------------------------|---|---|-----|-------------------------------------|-----------------------------------|
|         |   |                   |                      | Des                    | C | O | Dec |                                     |                                   |
|         | <p>of the Environmental Permit. The Contractor shall take two samples from each shipload for testing and the Contractor shall not dispose of any of that shipload of treated fly ash and air pollution control residues until the test results confirm that the two samples conform to the limits and the criteria. If a test result confirms that any one of the two samples does not conform to the limits and the criteria, the Contractor shall be required to sample and test every shipload of treated fly ash and air pollution control residues for conformance to the Incineration Residue Pollution Control Limits and leachability criteria for the next six months. The Contractor shall make due allowance in the Design and the Operation for the time to sample and test treated fly ash and air pollution control residues before disposal.</p> <ul style="list-style-type: none"> <li>• Provided that there is no non-conformance to the Incineration Residue Pollution Control Limits and leachability criteria shown in Table 2 of the Environmental Permit throughout a continuous sixmonth period in the Operation Period, the testing frequency shall be reduced to monthly interval. Two samples from one shipload of treated fly ash and air</li> </ul> |                   |                      |                        |   |   |     |                                     |                                   |

| EIA Ref | Environmental Protection Measures / Mitigation Measures   | Location / Timing   | Implementation Agent | Implementation Stages* |   |   |     | Relevant Legislation and Guidelines   | Implementation Status and Remarks |
|---------|---|---|----------------------|------------------------|---|---|-----|---|-----------------------------------|
|         |   |   |                      | Des                    | C | O | Dec |   |                                   |
|         | <p>pollution control residues shall be collected and tested for conformance to the Incineration Residue Pollution Control Limits and leachability criteria. The Contractor shall not dispose of any of the treated fly ash and air pollution control residues in the shipload which the samples are taken until the test results confirm that the samples conform to the limits and the criteria. If the test result confirm that any one of the samples does not conform to the limits and the criteria, the Contractor shall be required to sample and test every shipload of treated fly ash and air pollution control residues for conformance to the Incineration Residue Pollution Control Limits and leachability criteria shown in Table 2 of the Environmental Permit for the next six months.</p> |   |                      |                        |   |   |     |   |                                   |
| -       | <p><u>Bottom Ash:</u></p> <ul style="list-style-type: none"> <li>During testing and commissioning, the Contractor shall sample and test every container of bottom ash for conformance to the leachability criteria shown in Table 2 of the Environmental Permit. If a test result confirms that any one of the samples does not conform to the criteria, the Contractor shall be required to sample and test every</li> </ul>   | <p>IWMF stack emissions / During design &amp; operation phase</p> | IWMF Operator        | ✓                      |   | ✓ |     | Supporting Document for Application for Variation of Environmental Permit (EP-429/2012) | N/A                               |

| EIA Ref | Environmental Protection Measures / Mitigation Measures   | Location / Timing | Implementation Agent | Implementation Stages* |   |   |     | Relevant Legislation and Guidelines | Implementation Status and Remarks |
|---------|---|-------------------|----------------------|------------------------|---|---|-----|-------------------------------------|-----------------------------------|
|         |   |                   |                      | Des                    | C | O | Dec |                                     |                                   |
|         | <p>container of bottom ash for conformance to the leachability criteria for the next six months.</p> <ul style="list-style-type: none"> <li>• During the first six months of operation, if the requirements in (d) could be fully conformed with, the Contractor shall sample and test one shipload of bottom ash each month for conformance to the leachability criteria shown in Table 2 of the Environmental Permit. The Contractor shall take two samples from the shipload for testing and the Contractor shall not dispose of any of that shipload of bottom ash until the test results confirm that the two samples conform to the criteria. If a test result confirms that any one of the two samples does not conform to the criteria, the Contractor shall be required to sample and test each shipload of bottom ash for conformance to the leachability criteria for the next six months. The Contractor shall make due allowance in the Design and the Operation for the time to sample and test bottom ash before disposal.</li> <li>• Provided that there is no non-conformance to the leachability criteria shown in Table 2 of the Environmental Permit throughout a continuous six month period in the</li> </ul> |                   |                      |                        |   |   |     |                                     |                                   |

| EIA Ref | Environmental Protection Measures / Mitigation Measures   | Location / Timing | Implementation Agent | Implementation Stages* |   |   |     | Relevant Legislation and Guidelines | Implementation Status and Remarks |
|---------|---|-------------------|----------------------|------------------------|---|---|-----|-------------------------------------|-----------------------------------|
|         |   |                   |                      | Des                    | C | O | Dec |                                     |                                   |
|         | <p>Operation Period, the Contractor shall be allowed to take two samples from any one shipload of bottom ash once every six months for conformance to the leachability criteria. The Contractor shall not dispose of any of the bottom ash in the shipload which the samples are taken until the test results confirm that the samples conform to the criteria. If the test result confirm that any one of the samples does not conform to the criteria, the Contractor shall be required to sample and test one shipload of bottom ash each month for conformance to the leachability criteria shown in Table 2 of the Environmental Permit for the next six months as stipulated above.</p> |                   |                      |                        |   |   |     |                                     |                                   |

\* Des - Design, C - Construction, O – Operation, and Dec - Decommissioning

**Table B.2 Implementation Schedule for Noise Impact Measures for the IWMF at the artificial island near SKC**

| EIA Ref       | Environmental Protection Measures / Mitigation Measures   | Location / Timing                      | Implementation Agent    | Implementation Stages* |   |   |     | Relevant Legislation and Guidelines | Implementation Status and Remarks |
|---------------|---|--|-------------------------|------------------------|---|---|-----|-------------------------------------|-----------------------------------|
|               |   |  |                         | Des                    | C | O | Dec |                                     |                                   |
| S4b.8         | Good site practices to limit noise emissions at source and use of quiet plant and working methods, whenever practicable.  | Work Sites / Construction Period       | EPD and its contractors |                        | ✓ |   |     | EIAO-TM                             | Implemented                       |
| S4b.6 & S4b.8 | <p>All the ventilation fans installed in the below will be provided with silencers or acoustics treatment.</p> <p>(i) Stack of the incinerator<br/>(ii) Ventilation systems within the IWMF Enclosure and discharge silencer or other acoustic treatment equipment should be installed in the air-cooled chillers</p> <p>Other than provision of silencer or other acoustic treatment equipment for the stack of the incinerator and ventilation system, the detailed design should incorporate the following good practice in order to minimize the nuisance on the neighboring NSRs.</p> <p>(i) The exhaust of the ventilation system and any opening of the building should be located facing away from any NSRs; and</p> <p>(ii) Louver or other acoustic treatment equipment could also be applied to the exhaust of the ventilation system.</p> | Within IWMF area / Construction Period | EPD and its contractors | ✓                      |   | ✓ |     | EIAO-TM                             | N/A                               |

| EIA Ref | Environmental Protection Measures / Mitigation Measures  | Location / Timing | Implementation Agent                   | Implementation Stages* |   |   |     | Relevant Legislation and Guidelines   | Implementation Status and Remarks |
|---------|--|-------------------|--|------------------------|---|---|-----|---|-----------------------------------|
|         |  |                   |  | Des                    | C | O | Dec |   |                                   |
| -       | <u>Voluntary Enhancement Measure</u> <ul style="list-style-type: none"> <li>Provision of air-conditioner and double glazed windows to nearby NSR at Shek Kwu Chau (i.e. SARDA) as precautionary measures.</li> </ul> | IWMF site         | Design team, contractor, IWMF operator | ✓                      | ✓ |   |     | Supporting Document for Application for Variation of Environmental Permit (EP-429/2012) | Implemented                       |

\* Des - Design, C - Construction, O – Operation, and Dec - Decommissioning

**Table B.3 Implementation Schedule for Water Quality Measures for the Artificial Island near SKC**

| EIA Ref   | Environmental Protection Measures / Mitigation Measures  | Location / Timing                          | Implementation Agent | Implementation Stages* |   |   |     | Relevant Legislation and Guidelines | Implementation Status and Remarks |
|-----------|--|--|----------------------|------------------------|---|---|-----|-------------------------------------|-----------------------------------|
|           |  |  |                      | Des                    | C | O | Dec |                                     |                                   |
| S5b.8.1.1 | <p><u>Drainage and Construction Site Runoff</u></p> <p>The site practices outlined in ProPECC PN 1/94 “Construction Site Drainage” should be followed as far as practicable in order to minimise surface runoff and the chance of erosion. These practices include the following items:</p> <ul style="list-style-type: none"> <li>At the start of site establishment, perimeter cut-off drains to direct off-site water around the site should be constructed with internal drainage works and erosion and sedimentation control facilities implemented</li> </ul> <p>Channels (both temporary and permanent drainage pipes and culverts), earth bunds or sand bag barriers should be provided on site to direct storm water to silt removal facilities. The design of the temporary on-site drainage system will be undertaken by the contractor prior to the commencement of construction.</p> <ul style="list-style-type: none"> <li>Boundaries of earthworks should be surrounded by dykes or embankments for flood protection, as necessary.</li> <li>Sand/silt removal facilities such as sand/silt traps and sediment basins should be provided to remove sand/silt particles from runoff to meet the requirements of the TM-DSS. The</li> </ul> | Work site / During the construction period | Contractor           |                        | ✓ |   |     | EIAO-TM; ProPECC PN 1/94; WPCO      | Implemented                       |

| EIA Ref | Environmental Protection Measures / Mitigation Measures   | Location / Timing | Implementation Agent | Implementation Stages* |   |   |     | Relevant Legislation and Guidelines | Implementation Status and Remarks |
|---------|---|-------------------|----------------------|------------------------|---|---|-----|-------------------------------------|-----------------------------------|
|         |   |                   |                      | Des                    | C | O | Dec |                                     |                                   |
|         | <p>design of efficient silt removal facilities should be based on the guidelines in Appendix A1 of ProPECC PN 1/94, which states that the retention time for silt/sand traps should be 5 minutes under maximum flow conditions. The detailed design of the sand/silt traps shall be undertaken by the contractor prior to the commencement of construction.</p> <ul style="list-style-type: none"> <li>• Water pumped out from foundation piles must be discharged into silt removal facilities.</li> <li>• Measures should be taken to minimize the ingress of site runoff and drainage into excavations. Drainage water pumped out from excavations should be discharged into storm drains via silt removal facilities.</li> <li>• During rainstorms, exposed slope/soil surfaces should be covered by a tarpaulin or other means, as far as practicable. Other measures that need to be implemented before, during and after rainstorms are summarized in ProPECC PN 1/94.</li> <li>• Exposed soil areas should be minimized to reduce potential for increased siltation and contamination of runoff.</li> </ul> |                   |                      |                        |   |   |     |                                     |                                   |



| EIA Ref   | Environmental Protection Measures / Mitigation Measures  | Location / Timing                          | Implementation Agent | Implementation Stages* |   |   |     | Relevant Legislation and Guidelines | Implementation Status and Remarks |
|-----------|--|--|----------------------|------------------------|---|---|-----|-------------------------------------|-----------------------------------|
|           |  |  |                      | Des                    | C | O | Dec |                                     |                                   |
|           | <ul style="list-style-type: none"> <li>Earthwork final surfaces should be well compacted and subsequent permanent work or surface protection should be immediately performed.</li> <li>Open stockpiles of construction materials or construction wastes on-site should be covered with tarpaulin or similar fabric during rainstorms.</li> </ul>   |  |                      |                        |   |   |     |                                     |                                   |
| S5b.8.1.2 | <p><u>General Construction Activities</u></p> <p>Construction solid waste should be collected, handled and disposed of properly to avoid entering to the nearby watercourses and public drainage system. Rubbish and litter from construction sites should also be collected to prevent spreading of rubbish and litter from the site area.</p> <p>It is recommended to clean the construction sites on a regular basis.</p> | Work site / During the construction period | Contractor           |                        | ✓ |   |     | EIAO-TM; ProPECC PN 1/94; WPCO      | Implemented                       |

| EIA Ref   | Environmental Protection Measures / Mitigation Measures   | Location / Timing                          | Implementation Agent | Implementation Stages* |   |   |     | Relevant Legislation and Guidelines | Implementation Status and Remarks                                 |
|-----------|---|--|----------------------|------------------------|---|---|-----|-------------------------------------|---|
|           |   |  |                      | Des                    | C | O | Dec |                                     |   |
| S5b.8.1.3 | There is a need to apply to EPD for a discharge license for discharge of effluent from the construction site under the WPCO. The discharge quality must meet the requirements specified in the discharge license. All the run-off and wastewater generated from the works areas should be treated so that it satisfies all the standards listed in the TM-DSS. The beneficial uses of the treated effluent for other on-site activities such as dust suppression and general cleaning etc., can minimize water consumption and reduce the effluent discharge volume. If monitoring of the treated effluent quality from the works areas is required during the construction phase of the Project, the monitoring should be carried out in accordance with the relevant WPCO license which is under the ambit of regional office of EPD. | Work site / During the construction period | Contractor           |                        | ✓ |   |     | EIAO-TM; ProPECC PN 1/94; WPCO      | Discharge License was issued on 15/02/2022                        |
| S5b.8.1.4 | <u>Accidental Spillage</u><br>Contractor must register as a chemical waste producer if chemical wastes would be produced from construction activities. The Waste Disposal Ordinance (Cap 354) and its subsidiary regulations in particular the Waste Disposal (Chemical Waste) (General) Regulation should be observed and complied with for control of chemical wastes.  | Work site / During the construction period | Contractor           |                        | ✓ |   |     | EIAO-TM; ProPECC PN 1/94; WPCO; WDO | Deficiency of Mitigation Measures but rectified by the Contractor |
| S5b.8.1.5 | Maintenance of vehicles and equipment involving activities with potential for leakage and spillage should only be undertaken within the areas which   | Work site / During the construction period | Contractor           |                        | ✓ |   |     | EIAO-TM; ProPECC PN 1/94; WPCO; WDO | Implemented   |

| EIA Ref   | Environmental Protection Measures / Mitigation Measures   | Location / Timing                          | Implementation Agent | Implementation Stages* |   |   |     | Relevant Legislation and Guidelines | Implementation Status and Remarks                                 |
|-----------|---|--|----------------------|------------------------|---|---|-----|-------------------------------------|---|
|           |   |  |                      | Des                    | C | O | Dec |                                     |   |
|           | appropriately equipped to control these discharges.   |  |                      |                        |   |   |     |                                     |   |
| S5b.8.1.6 | Oils and fuels should only be used and stored in designated areas which have pollution prevention facilities. All fuel tanks and storage areas should be sited on sealed areas in order to prevent spillage of fuels and solvents to the nearby watercourses. All waste oils and fuels should be collected in designated tanks prior to disposal.   | Work site / During the construction period | Contractor           |                        | ✓ |   |     | EIAO-TM; ProPECC PN 1/94; WPCO; WDO | Deficiency of Mitigation Measures but rectified by the Contractor |
| S5b.8.1.7 | Disposal of chemical wastes should be carried out in compliance with the Waste Disposal Ordinance. The Code of Practice on the Packaging, Labelling and Storage of Chemical Wastes published under the Waste Disposal Ordinance details the requirements to deal with chemical wastes. General requirements are given as follows: <ul style="list-style-type: none"> <li>Suitable containers should be used to hold the chemical wastes to avoid leakage or spillage during storage, handling and transport.</li> <li>Chemical waste containers should be suitably labelled, to notify and warn the personnel who are handling the wastes, to avoid accidents.</li> <li>Storage area should be selected at a safe location on site and adequate space should be allocated to the storage area.</li> </ul> | Work site / During the construction period | Contractor           |                        | ✓ |   |     | EIAO-TM; ProPECC PN 1/94; WPCO; WDO | Deficiency of Mitigation Measures but rectified by the Contractor |

| EIA Ref   | Environmental Protection Measures / Mitigation Measures   | Location / Timing                                 | Implementation Agent | Implementation Stages* |   |   |     | Relevant Legislation and Guidelines   | Implementation Status and Remarks |
|-----------|---|---|----------------------|------------------------|---|---|-----|---|-----------------------------------|
|           |   |   |                      | Des                    | C | O | Dec |   |                                   |
| S5b.8.1.8 | <p><u>Sewage Effluent</u></p> <p>Temporary sanitary facilities, such as portable chemical toilets, should be employed on-site where necessary to handle sewage from the workforce. A licensed contractor would be responsible. For appropriate disposal and maintenance of these facilities.</p>  | Work site / During the construction period        | Contractor           |                        | ✓ |   |     | EIAO-TM; ProPECC PN 1/94; WPCO  | Implemented                       |
| S5b.8.1.9 | <p><u>Reclamation and Construction of Breakwaters</u></p> <ul style="list-style-type: none"> <li>The proposed dredging and reclamation should be commenced in phases. The breakwaters and seawalls should be constructed and the reclamation should be started within the enclosed breakwaters after the completion of the breakwater. Silt curtain should be applied around caissons / blockwork during the filling of the cell to prevent the loss of fine in the filling material.</li> <li>The maximum production rate for dredging for the anti-scouring protection layer shall not exceed the permitted maximum daily dredging rate and carried out within its respective distance from the nearest non-translocatable coral community by the dredging contractor as specified in S.2.18 of the Further Environmental Permit (no.:FEP-01/429/2012/A). It is recommended to employ closed grab with small capacity of 2 m<sup>3</sup> to control the dredging rate.</li> <li>Any gap that may need to be provided for marine access will be located at the middle</li> </ul> | Work site / During the marine construction period | Contractor           |                        | ✓ |   |     | EIAO-TM; WPCO, Supporting Document for Application for Variation of Environmental Permit (EP-429/2012) Further Environmental Permit No. FEP-01/429/2012/A | N/A                               |

| EIA Ref | Environmental Protection Measures / Mitigation Measures   | Location / Timing | Implementation Agent | Implementation Stages* |   |   |     | Relevant Legislation and Guidelines | Implementation Status and Remarks |
|---------|---|-------------------|----------------------|------------------------|---|---|-----|-------------------------------------|-----------------------------------|
|         |   |                   |                      | Des                    | C | O | Dec |                                     |                                   |
|         | <p>of the North Western seawall, away from the identified coral communities and will be shielded by silt curtains systems to control sediment plume dispersion.</p> <ul style="list-style-type: none"> <li>• The silt curtain system at marine access opening should be closed as soon as the barges passes through the marine access opening in order to minimize the period of curtain opening. Filling should only be carried out behind the silt curtain when the silt curtain is completely closed.</li> <li>• To enhance the effectiveness of the silt curtain at the marine access, the northern breakwater would be built before the commencement of the reclamation to reduce the current velocity towards the marine access opening.</li> <li>• The silt curtain system at marine access opening should be regularly checked and maintained to ensure proper functioning.</li> <li>• Where public fill is proposed for filling below +2.5mPD, the fine content in the public fill will be controlled to 25% which is in line with the CEDD's General Specification;</li> <li>• The filling for reclamation should be carried out behind the seawall. The filling material should only consist of public fill, rock and sand. The filling composition and filling rates at each filling area should follow those delineated in Table 1 of the FEP-01/429/2012/. The filling above high watermark is not restricted;</li> </ul> |                   |                      |                        |   |   |     |                                     |                                   |

| EIA Ref | Environmental Protection Measures / Mitigation Measures   | Location / Timing | Implementation Agent | Implementation Stages* |   |   |     | Relevant Legislation and Guidelines | Implementation Status and Remarks |
|---------|---|-------------------|----------------------|------------------------|---|---|-----|-------------------------------------|-----------------------------------|
|         |   |                   |                      | Des                    | C | O | Dec |                                     |                                   |
|         | <ul style="list-style-type: none"> <li>• No dredging should be carried out within 16m to the nearest non-translocatable coral community;</li> <li>• Daily site audit including full-time on-site monitoring by the ET is recommended during the dredging for anti-scouring protection layer for checking the compliance with the permitted no. of grab;</li> <li>• Closed grab dredger should be used to minimize the loss of sediment during the raising of the loaded grabs through the water column;</li> <li>• Frame-type silt curtains should be deployed around the dredging operations;</li> <li>• Floating-type silt curtains should be used to surround the circular cell during the sheetpiling work;</li> <li>• The descent speed of grabs should be controlled to minimize the seabed impact speed;</li> <li>• Barges should be loaded carefully to avoid splashing of material;</li> <li>• All barges used for the transport of dredged materials should be fitted with tight bottom seals in order to prevent leakage of material during loading and transport;</li> <li>• All barges should be filled to a level which ensures that material does not spill over during loading and transport to the disposal site and that adequate freeboard is</li> </ul> |                   |                      |                        |   |   |     |                                     |                                   |

| EIA Ref   | Environmental Protection Measures / Mitigation Measures   | Location / Timing                               | Implementation Agent | Implementation Stages* |   |   |     | Relevant Legislation and Guidelines | Implementation Status and Remarks |
|-----------|---|---|----------------------|------------------------|---|---|-----|-------------------------------------|-----------------------------------|
|           |   |   |                      | Des                    | C | O | Dec |                                     |                                   |
|           | <p>maintained to ensure that the decks are not washed by wave action.</p> <ul style="list-style-type: none"> <li>No DCM works should be carried out within 100m to the nearest non-translocatable coral colony / colonies.</li> <li>Silt curtains should be employed to enclose DCM field trial and any full scale DCM work to minimize the potential impacts on water aspect.</li> <li>A sand blanket is to be placed on top of the marine deposit using tremie pipes prior to the DCM ground treatment to avoid seabed sediment disturbance.</li> </ul> |   |                      |                        |   |   |     |                                     |                                   |
| S5b.8.2.3 | <p><u>Operational Phase Discharges</u></p> <p>A pipeline drainage system will serve the development area collecting surface runoff from paved areas, roof, etc. Sustainable drainage principle would be adopted in the drainage system design to minimize peak surface runoff, maximize permeable surface and maximize beneficial use of rainwater.</p>   | Within IWMF site / During the operational phase | IWMF Operator        | ✓                      |   | ✓ |     | WPCO                                | N/A                               |
| S5b.8.2.4 | <p>Oil interceptors should be provided in the drainage system of any potentially contaminated areas (such as truck parking area and maintenance workshop) and regularly cleaned to prevent the release of oil products into the storm water drainage system in case of accidental spillages. Accidental spillage should be cleaned up as soon as practicable and all waste oils and fuels should be collected and handled in</p>  | Within IWMF site / During the operational phase | IWMF Operator        | ✓                      |   | ✓ |     | WPCO; WDO                           | N/A                               |

| EIA Ref   | Environmental Protection Measures / Mitigation Measures   | Location / Timing  | Implementation Agent | Implementation Stages* |   |   |     | Relevant Legislation and Guidelines | Implementation Status and Remarks |
|-----------|---|--|----------------------|------------------------|---|---|-----|-------------------------------------|-----------------------------------|
|           |   |  |                      | Des                    | C | O | Dec |                                     |                                   |
|           | compliance with the Waste Disposal Ordinance.   |  |                      |                        |   |   |     |                                     |                                   |
| S5b.8.2.5 | <p><u>Refuse Entrapment</u></p> <p>Collection and removal of floating refuse should be performed at regular intervals for keeping the water within the Project site boundary and the neighboring water free from rubbish.</p>   | <p>Within the Project site / During the operational phase</p>            | IWMF Operator        |                        |   | ✓ |     | WPCO                                | N/A                               |
| S5b.8.2.6 | <p><u>Transportation of bottom ash, fly ash and APC residues to WENT Landfill for disposal</u></p> <p>Covered container should be used in the shipping of the incineration waste to limit the contact between the incineration waste and the marine water. A comprehensive emergency response plan for any accidental spillage should be submitted by the operation contractor to the EPD for agreement before the operation of the facilities. Salvage and cleanup action to recover the spilled incineration waste containers following the spillage should be carried out according to the emergency response plan to mitigate the environmental impact in case of spillage.</p> | <p>Transportation of Incineration Ash / During the operational phase</p> | IWMF Operator        |                        |   | ✓ |     |                                     | N/A                               |

\* Des - Design, C - Construction, O – Operation, and Dec - Decommissioning



**Table B.4 Implementation Schedule for Waste Management Measures for the IWMF at the artificial island near SKC**

| EIA Ref  | Environmental Protection Measures / Mitigation Measures  | Location / Timing                              | Implementation Agent | Implementation Stages* |   |   |     | Relevant Legislation and Guidelines              | Implementation Status and Remarks |
|----------|--|--|----------------------|------------------------|---|---|-----|--|-----------------------------------|
|          |  |  |                      | Des                    | C | O | Dec |  |                                   |
| 6b.5.1.2 | <p><u>Good Site Practices</u></p> <p>Adverse environmental impacts in relation to waste management are not expected, provided that good site practices are strictly followed. Recommendations for good site practices during the construction activities would include:</p> <ul style="list-style-type: none"> <li>• Obtain relevant waste disposal permits from appropriate authorities, in accordance with the Waste Disposal Ordinance (Cap. 354) and subsidiary Regulations and the Land (Miscellaneous Provisions) Ordinance (Cap. 28);</li> <li>• Provide staff training for proper waste management and chemical handling procedures;</li> <li>• Provide sufficient waste disposal points and regular waste collection;</li> <li>• Provide appropriate measures to minimize windblown litter and dust during transportation of waste by either covering trucks or by transporting wastes in enclosed containers; and</li> <li>• Carry out regular cleaning and maintenance programme for drainage systems, sumps and oil interceptors;</li> <li>• Separate chemical wastes for special handling and disposed of to licensed facility for treatment; and</li> <li>• Employ licensed waste collector to collect waste.</li> </ul> | Work Site/<br>During<br>Construction<br>Period | Contractor           |                        | ✓ |   |     | WDO; LDO;<br>ETWB TCW<br>No. 19/2005;<br>EIAO-TM | Implemented.                      |

| EIA Ref  | Environmental Protection Measures / Mitigation Measures   | Location / Timing                                    | Implementation Agent | Implementation Stages* |   |   |     | Relevant Legislation and Guidelines   | Implementation Status and Remarks |
|----------|---|--|----------------------|------------------------|---|---|-----|---------------------------------------|-----------------------------------|
|          |   |  |                      | Des                    | C | O | Dec |                                       |                                   |
| 6b.5.1.3 | <p><u>Waste Reduction Measures</u></p> <p>Good management and control can prevent the generation of a significant amount of waste. Waste reduction is best achieved at the planning and design stage, as well as by ensuring the implementation of good site practices.</p> <p>Recommendations to achieve waste reduction include:</p> <ul style="list-style-type: none"> <li>• Design foundation works that could minimize the amount of excavated material to be generated.</li> <li>• Provide training to workers on the importance of site cleanliness and appropriate waste management procedures, including waste reduction, reuse and recycling;</li> <li>• Sort out demolition debris and excavated materials from demolition works to recover reusable/recyclable portions (i.e. soil, broken concrete, metal etc.);</li> <li>• Segregate and store different types of waste in different containers, skips or stockpiles to enhance reuse or recycling of materials and their proper disposal;</li> <li>• Encourage the collection of aluminum cans by providing separate labelled bins to enable this waste to be segregated from other general refuse generated by the work force;</li> <li>• Proper storage and site practices to minimize the potential for damage or contamination of construction materials; and</li> </ul> | Work Site/<br>During Design &<br>Construction Period | Contractor           | ✓                      | ✓ |   |     | Implemented. N/A for demolition items |                                   |

| EIA Ref  | Environmental Protection Measures / Mitigation Measures  | Location / Timing                                  | Implementation Agent   | Implementation Stages* |   |   |     | Relevant Legislation and Guidelines | Implementation Status and Remarks |
|----------|--|--|------------------------|------------------------|---|---|-----|-------------------------------------|-----------------------------------|
|          |  |  |                        | Des                    | C | O | Dec |                                     |                                   |
|          | <ul style="list-style-type: none"> <li>Plan and stock construction materials carefully to minimize amount of waste to be generated and to avoid unnecessary generation of waste.</li> </ul>  |  |                        |                        |   |   |     |                                     |                                   |
| 6b.5.1.7 | <p><u>Dredged Sediment – Application of Dumping Permit</u></p> <p>The project proponent should agree in advance with MFC of CEDD on the site allocation. The project proponent or contractor for the dredging works shall then apply for the site allocations of marine sediment disposal based on the prior agreement with MFC/CEDD. The project proponent or contractor should also be responsible for the application of all necessary permits from relevant authorities, including the dumping permit as required under DASO from EPD, for the disposal of dredged sediment prior to the commencement of the dredging works.</p> | Seawall and Reclamation site / Construction Period | EPD and its contractor | ✓                      | ✓ |   |     | DASO<br>ETWB<br>TCW<br>34/2002      | Implemented                       |
| 6b.5.1.8 | <p><u>Dredged Sediment – Sediment Quality Report</u></p> <p>The project proponent or contractor will need to satisfy the appropriate authorities that the quality of the marine sediment to be dredged has been identified according to the requirements of ETWB TCW 34/2002. This should be completed well before the dredging works and would include at least the submission of a formal Sediment Quality Report under Tier I of ETWB TCW No. 34/2002 to DEP for approval. Subject to advice from DEP, it is possible that further marine SI in</p>   | Seawall and Reclamation site / Construction Period | EPD and its contractor | ✓                      |   |   |     | DASO<br>ETWB<br>TCW<br>34/2002      | Implemented                       |

| EIA Ref   | Environmental Protection Measures / Mitigation Measures   | Location / Timing                                  | Implementation Agent   | Implementation Stages* |   |   |     | Relevant Legislation and Guidelines | Implementation Status and Remarks |
|-----------|---|--|------------------------|------------------------|---|---|-----|-------------------------------------|-----------------------------------|
|           |   |  |                        | Des                    | C | O | Dec |                                     |                                   |
|           | accordance with ETWB TCW 34/2002 might be necessary for the application of dumping permit under DASO. In such case, a sediment sampling and testing proposal shall be submitted to and approved by DEP before the additional marine SI works.   |  |                        |                        |   |   |     |                                     |                                   |
| 6b.5.1.9  | <p><u>Dredged Sediment – Sediment Transportation</u></p> <p>The barge transporting the sediments to the designated disposal sites should be equipped with tight fitting seals to prevent leakage and should not be filled to a level that would cause overflow of materials or laden water during loading or transportation. In addition, monitoring of the barge loading shall be conducted to ensure that loss of material does not take place during transportation. Transport barges or vessels shall be equipped with automatic self-monitoring devices as specified by the DEP.</p> | Seawall and Reclamation site / Construction Period | EPD and its contractor |                        | ✓ |   |     | DASO<br>ETWB<br>TCW<br>34/2002      | Implemented                       |
| 6b.5.1.10 | <p><u>Construction and Demolition Materials</u></p> <p>In order to minimize the impact resulting from collection and transportation of C&amp;D materials for off-site disposal, the excavated material arising from site formation and foundation works should be reused on-site as backfilling material and for landscaping works as far as practicable. Other mitigation requirements are listed below:</p> <ul style="list-style-type: none"> <li>• A Waste Management Plan (WMP), which becomes part of the Environmental Management Plan</li> </ul>                                  | Work Site/ During Design & Construction Period     | Contractor             | ✓                      | ✓ |   |     | ETWB TCW<br>No. 19/2005             | Implemented                       |

| EIA Ref                      | Environmental Protection Measures / Mitigation Measures  | Location / Timing  | Implementation Agent | Implementation Stages* |   |   |     | Relevant Legislation and Guidelines | Implementation Status and Remarks |
|------------------------------|--|--|----------------------|------------------------|---|---|-----|-------------------------------------|-----------------------------------|
|                              |  |  |                      | Des                    | C | O | Dec |                                     |                                   |
|                              | <p>(EMP), should be prepared in accordance with ETWB TCW No.19/2005;</p> <ul style="list-style-type: none"> <li>• A recording system for the amount of wastes generated, recycled and disposed (including the disposal sites) should be adopted for easy tracking; and</li> <li>• In order to monitor the disposal of C&amp;D materials at public filling facilities and landfills and to control fly-tipping, a trip-ticket system should be adopted (refer to <i>ETWB TCW No. 31/2004</i>).</li> </ul>   |  |                      |                        |   |   |     |                                     |                                   |
| 6b.5.1.1<br>1 –<br>6b.5.1.12 | <p>The Contactor should prepare and implement an EMP in accordance with ETWB TCW No.19/2005, which describes the arrangements for avoidance, reuse, recovery, recycling, storage, collection, treatment and disposal of different categories of waste to be generated from construction activities. Such a management plan should incorporate site specific factors, such as the designation of areas for segregation and temporary storage of reusable and recyclable materials. The EMP should be submitted to the Engineer for approval. The Contractor should implement waste management practices in the EMP throughout the construction stage of the Project. The EMP should be reviewed regularly and updated by the Contractor, preferably on a monthly basis.</p> | Work Site/<br>During Design<br>&<br>Construction<br>Period | Contractor           | ✓                      | ✓ |   |     | ETWB TCW<br>No. 19/2005             | Implemented                       |

| EIA Ref   | Environmental Protection Measures / Mitigation Measures   | Location / Timing                              | Implementation Agent | Implementation Stages* |   |   |     | Relevant Legislation and Guidelines                  | Implementation Status and Remarks |
|-----------|---|--|----------------------|------------------------|---|---|-----|--|-----------------------------------|
|           |   |  |                      | Des                    | C | O | Dec |  |                                   |
|           | All surplus C&D materials arising from or in connection with construction works should become the property of the Contractor when it is removed unless otherwise stated. The Contractor would be responsible for devising a system to work for on-site sorting of C&D materials and promptly removing all sorted and process materials arising from the construction activities to minimize temporary stockpiling on-site. The system should be included in the EMP identifying the source of generation, estimated quantity, arrangement for on-site sorting, collection, temporary storage areas and frequency of collection by recycling Contractors or frequency of removal off-site.                           |  |                      |                        |   |   |     |  |                                   |
| 6b.5.1.13 | <u>Chemical Wastes</u><br>Should chemical wastes be produced at the construction site, the Contractor would be required to register with EPD as a Chemical Waste Producer and to follow the guidelines stated in the Code of Practice on the Packaging, Labelling and Storage of Chemical Wastes. Good quality containers compatible with the chemical wastes should be used, and incompatible chemicals should be stored separately. Appropriate labels should be securely attached on each chemical waste container indicating the corresponding chemical characteristics of the chemical waste (such as explosive, flammable, oxidizing, irritant, toxic, harmful, or corrosive). The Contractor should employ a | Work Site/<br>During<br>Construction<br>Period | Contractor           |                        | ✓ |   |     | Waste Disposal (Chemical Waste) (General) Regulation | Implemented.                      |

| EIA Ref                      | Environmental Protection Measures / Mitigation Measures  | Location / Timing   | Implementation Agent       | Implementation Stages* |   |   |     | Relevant Legislation and Guidelines            | Implementation Status and Remarks |
|------------------------------|--|---|----------------------------|------------------------|---|---|-----|--|-----------------------------------|
|                              |  |   |                            | Des                    | C | O | Dec |  |                                   |
|                              | licensed collector to transport and dispose of the chemical wastes, to either the Chemical Waste Treatment Centre at Tsing Yi, or another licensed facility, in accordance with the Waste Disposal (Chemical Waste) (General) Regulation.  |   |                            |                        |   |   |     |  |                                   |
| 6b.5.1.14                    | <p><u>General Refuse</u></p> <p>General refuse should be stored in enclosed bins or compaction units separate from C&amp;D materials. A licensed waste collector should be employed by the Contractor to remove general refuse from the site, separately from C&amp;D materials. Preferably an enclosed and covered area should be provided to reduce the occurrence of 'wind blown' light material.</p>   | Work Site/<br>During Construction Period  | Contractor                 |                        | ✓ |   |     | Public Health and Municipal Services Ordinance | Implemented.                      |
| 6b.5.1.1<br>6 –<br>6b.5.1.33 | <p><u>Biogas Generation</u></p> <p>The Contractor shall review the data and analysis results, and the data from further Site Investigation, if any. Subject to the review findings, the following gas protection measures may be considered if necessary:</p> <ul style="list-style-type: none"> <li>- gas monitoring after reclamation;</li> <li>- passive ventilation;</li> <li>- gas impermeable membrane;</li> <li>- ventilation with "at risk" rooms;</li> <li>- protection of utilities or below ground services;</li> </ul> | Reclamation site (if dredging at the reclamation site is not required) / Design & Construction Period | Designer and/or contractor | ✓                      | ✓ |   |     | EPD/TR8/97                                     | N/A                               |

| EIA Ref  | Environmental Protection Measures / Mitigation Measures  | Location / Timing                 | Implementation Agent | Implementation Stages* |   |   |     | Relevant Legislation and Guidelines   | Implementation Status and Remarks |
|----------|--|-----------------------------------|----------------------|------------------------|---|---|-----|---|-----------------------------------|
|          |  |                                   |                      | Des                    | C | O | Dec |   |                                   |
|          | - precautions during construction works;<br><br>- precautions prior to entry of belowground services   |                                   |                      |                        |   |   |     |   |                                   |
| 6b.5.2.1 | <p><u>Good Site Practices</u></p> <p>It is recommended that the following good operational practices should be adopted to minimise waste management impacts:</p> <ul style="list-style-type: none"> <li>Obtain the necessary waste disposal permits from the appropriate authorities, in accordance with the Waste Disposal Ordinance (Cap. 354) and Waste Disposal (Chemical Waste) (General) Regulation;</li> <li>Nomination of an approved person to be responsible for good site practice, arrangements for collection and effective disposal to an appropriate facility of all wastes generated at the site;</li> <li>Use of a waste haulier licensed to collect specific category of waste;</li> <li>A trip-ticket system should be included as one of the contractual requirements and implemented by the Environmental Team to monitor the disposal of solid wastes at landfills, and to control fly tipping. Reference should be made to ETWB TCW No. 31/2004.</li> </ul> | IWMF Site/During Operation Period | IWMF Operator        |                        |   | ✓ |     | Waste Disposal Ordinance (Cap.354); Waste Disposal (Chemical Waste) (General) Regulation; ETWB TCW No. 1/2004 | N/A                               |



| EIA Ref  | Environmental Protection Measures / Mitigation Measures   | Location / Timing                           | Implementation Agent | Implementation Stages* |   |   |     | Relevant Legislation and Guidelines | Implementation Status and Remarks |
|----------|---|---|----------------------|------------------------|---|---|-----|-------------------------------------|-----------------------------------|
|          |   |   |                      | Des                    | C | O | Dec |                                     |                                   |
|          | <ul style="list-style-type: none"> <li>• Training of site personnel in proper waste management and chemical waste handling procedures;</li> <li>• Separation of chemical wastes for special handling and appropriate treatment at a licensed facility;</li> <li>• Routine cleaning and maintenance programme for drainage systems, sumps and oil interceptors;</li> <li>• Provision of sufficient waste disposal points and regular collection for disposal;</li> <li>• Adoption of appropriate measures to minimize windblown litter and dust during transportation of waste, such as covering trucks or transporting wastes in enclosed containers; and</li> <li>• Implementation of a recording system for the amount of wastes generated, and disposed of (including recycled the disposal sites).</li> </ul> |   |                      |                        |   |   |     |                                     |                                   |
| 6b.5.2.2 | <p><u>Waste Reduction Measures</u></p> <p>Good management and control can prevent the generation of significant amounts of waste. It is recommended that the following good operational practices should be adopted to ensure waste reduction:</p> <ul style="list-style-type: none"> <li>• Segregation and storage of different types of waste in different containers, skips or stockpiles to enhance reuse or recycling of materials and their proper disposal;</li> </ul>   | IWMF Site/<br>During<br>Operation<br>Period | IWMF Operator        |                        |   | ✓ |     | Implemented                         |                                   |

| EIA Ref  | Environmental Protection Measures / Mitigation Measures   | Location / Timing                  | Implementation Agent | Implementation Stages* |   |   |     | Relevant Legislation and Guidelines                  | Implementation Status and Remarks |
|----------|---|------------------------------------|----------------------|------------------------|---|---|-----|--|-----------------------------------|
|          |   |                                    |                      | Des                    | C | O | Dec |  |                                   |
|          | <ul style="list-style-type: none"> <li>Encourage collection of aluminum cans, plastic bottles and packaging material (e.g. carton boxes) and office paper by individual collectors. Separate labelled bins should be provided to help segregate this waste from other general refuse generated by the work force; and</li> <li>Any unused chemicals or those with remaining functional capacity should be reused as far as practicable.</li> </ul>  |                                    |                      |                        |   |   |     |  |                                   |
| 6b.5.2.3 | <p><u>Storage, Handling, Treatment, Collection and Disposal of Incineration By-Products</u></p> <p>The following measures are recommended for the storage, handling and collection of the incineration by-products:</p> <ul style="list-style-type: none"> <li>Ash should be stored in storage silos;</li> <li>Ash should be handled and conveyed in closed systems fully segregated from the ambient environment;</li> <li>Ash should be wetted with water to control fugitive dust, where necessary;</li> <li>All fly ash and APC residues should be treated, e.g. by cement solidification or chemical stabilization, for compliance with the proposed Incineration Residue Pollution Control Limits and leachability criteria prior to disposal;</li> </ul> | IWMF Site/ During Operation Period | IWMF Operator        |                        |   | ✓ |     | Incineration Residue Pollution Control Limits<br>N/A |                                   |

| EIA Ref  | Environmental Protection Measures / Mitigation Measures  | Location / Timing  | Implementation Agent | Implementation Stages* |   |   |     | Relevant Legislation and Guidelines | Implementation Status and Remarks |
|----------|--|--|----------------------|------------------------|---|---|-----|-------------------------------------|-----------------------------------|
|          |  |  |                      | Des                    | C | O | Dec |                                     |                                   |
|          | <ul style="list-style-type: none"> <li>The ash should be transported in covered trucks or containers to the designated landfill site.</li> </ul> <p>The Contractor should provide EPD with chemical analysis results of the bottom ash, and treated fly ash and APC residues to confirm that the ash/residue can comply with the proposed Incineration Residue Pollution Control Limits before disposal.</p>   |  |                      |                        |   |   |     |                                     |                                   |
| 6b.6.3.1 | <p><u>Fuel Oil Tank Construction and Test</u></p> <ul style="list-style-type: none"> <li>The fuel tank to be installed should be of specified durability.</li> <li>Double skin tanks are preferred.</li> <li>Underground fuel storage tank should be placed within a concrete pit.                             <ul style="list-style-type: none"> <li>The concrete pit shall be accessible to allow regular tank integrity tests to be carried out at regular intervals.</li> </ul> </li> <li>Tank integrity tests should be conducted by an independent qualified surveyor or structural engineer.</li> <li>Any potential problems identified in the test should be rectified as soon as possible.</li> </ul> | Fuel Oil Storage Tank/ During Design, Construction and Operation Periods | IWMF Contractor      | ✓                      | ✓ | ✓ |     | N/A                                 |                                   |

| EIA Ref  | Environmental Protection Measures / Mitigation Measures   | Location / Timing  | Implementation Agent | Implementation Stages* |   |   |     | Relevant Legislation and Guidelines | Implementation Status and Remarks |
|----------|---|--|----------------------|------------------------|---|---|-----|-------------------------------------|-----------------------------------|
|          |   |  |                      | Des                    | C | O | Dec |                                     |                                   |
| 6b.6.3.1 | <p><u>Fuel Oil Pipeline Construction and Test</u></p> <ul style="list-style-type: none"> <li>Installation of aboveground fuel oil pipelines is preferable; if underground pipelines are unavoidable, concrete lined trenches should be constructed to contain the pipelines.</li> <li>Double skin pipelines are preferred.</li> <li>Distance between the fuel oil refuelling points and the fuel oil storage tank shall be minimized.</li> <li>Integrity tests for the pipelines should be conducted by an independent qualified surveyor or structural engineer at regular intervals.</li> <li>Any potential problems identified in the test should be rectified as soon as possible.</li> </ul> | Fuel Oil Pipelines/ During Design, Construction and Operation Periods                  | IWMF Contractor      | ✓                      | ✓ | ✓ |     |                                     | N/A                               |
| 6b.6.3.1 | <p><u>Fuel Oil Leakage Detection</u></p> <ul style="list-style-type: none"> <li>Installation of leak detection device at storage tank and pipelines.</li> <li>Installation and use of pressure gauges (e.g. at the two ends of a filling line) in fuel filling, which allows unexpected pressure drop or difference and sign of leakage to be detected.</li> </ul>  | Fuel Oil Storage Tank and Pipelines/ During Design, Construction and Operation Periods | IWMF Contractor      | ✓                      | ✓ | ✓ |     |                                     | N/A                               |
| 6b.6.3.1 | <p><u>Fuel Oil Storage Tank Refuelling</u></p>  | Fuel Oil Refuelling Point/   | IWMF Operator        |                        |   | ✓ |     |                                     | N/A                               |

| EIA Ref  | Environmental Protection Measures / Mitigation Measures   | Location / Timing                     | Implementation Agent | Implementation Stages* |   |   |     | Relevant Legislation and Guidelines | Implementation Status and Remarks |
|----------|---|---------------------------------------|----------------------|------------------------|---|---|-----|-------------------------------------|-----------------------------------|
|          |   |                                       |                      | Des                    | C | O | Dec |                                     |                                   |
|          | <ul style="list-style-type: none"> <li>Storage tank refuelling (from road tanker) should only be conducted by authorized staff of the oil company using the company's standard procedures.</li> </ul>   | During Operation Period               |                      |                        |   |   |     |                                     |                                   |
| 6b.6.3.1 | <p><u>Fuel Oil Spillage Response</u></p> <p>An Oil Spill Response Plan should be prepared by the operator to document the appropriate response procedures for oil spillage incidents in detail. General procedures to be taken in case of fuel oil spillage are presented below.</p> <ul style="list-style-type: none"> <li>Training                             <ul style="list-style-type: none"> <li>- Training on oil spill response actions should be given to relevant staff. The training shall cover the followings:                                     <ul style="list-style-type: none"> <li>➤Tools &amp; resources to combat oil spillage and fire, e.g. locations of oil spill handling equipment and fire fighting equipment;</li> <li>➤General methods to deal with oil spillage and fire incidents;</li> <li>➤Procedures for emergency drills in the event of oil spills and fire; and</li> <li>➤Regular drills shall be carried out.</li> </ul> </li> </ul> </li> <li>Communication                             <ul style="list-style-type: none"> <li>-Establish communication channel with the Fire Services Department (FSD) and EPD to report any oil spillage incident</li> </ul> </li> </ul> | IWMF Site/<br>During Operation Period | IWMF Operator        |                        |   | ✓ |     | N/A                                 |                                   |

| EIA Ref | Environmental Protection Measures / Mitigation Measures   | Location / Timing | Implementation Agent | Implementation Stages* |   |   |     | Relevant Legislation and Guidelines | Implementation Status and Remarks |
|---------|---|-------------------|----------------------|------------------------|---|---|-----|-------------------------------------|-----------------------------------|
|         |   |                   |                      | Des                    | C | O | Dec |                                     |                                   |
|         | <p>so that necessary assistance from relevant department can be quickly sought.</p> <ul style="list-style-type: none"> <li>• Response Procedures                             <ul style="list-style-type: none"> <li>-Any fuel oil spillage within the IWMF site should be immediately reported to the Plant Manager with necessary details including location, source, possible cause and extent of the spillage.</li> <li>-Plant Manager should immediately attend to the spillage and initiate any appropriate action to confine and clean up the spillage. The response procedures shall include the following:                                     <ul style="list-style-type: none"> <li>➢Identify and isolate the source of spillage as soon as possible.</li> <li>➢Contain the oil spillage and avoid infiltration into soil/ groundwater and discharge to storm water channels.</li> <li>➢Remove the oil spillage.</li> <li>➢Clean up the contaminated area.</li> <li>➢If the oil spillage occurs during storage tank refuelling, the refueling operation should immediately be stopped.</li> <li>➢Recovered contaminated fuel oil and the associated material to remove the spilled oil should be considered as chemical waste. The handling and disposal</li> </ul> </li> </ul> </li> </ul> |                   |                      |                        |   |   |     |                                     |                                   |

| EIA Ref  | Environmental Protection Measures / Mitigation Measures   | Location / Timing  | Implementation Agent | Implementation Stages* |   |   |     | Relevant Legislation and Guidelines | Implementation Status and Remarks |
|----------|---|--|----------------------|------------------------|---|---|-----|-------------------------------------|-----------------------------------|
|          |   |  |                      | Des                    | C | O | Dec |                                     |                                   |
|          | procedures for chemical wastes are discussed in the following paragraphs.   |  |                      |                        |   |   |     |                                     |                                   |
| 6b.6.3.2 | <p><b><u>Chemicals and Chemical Wastes Handling &amp; Storage</u></b></p> <ul style="list-style-type: none"> <li>• Chemicals and chemical wastes should only be stored in suitable containers in purpose-built areas.</li> <li>• The storage of chemical wastes should comply with the requirements of the Code of Practice on the Packaging, Labelling and Storage of Chemical Wastes.</li> <li>• The storage areas for chemicals and chemical wastes shall have an impermeable floor or surface. The impermeable floor/ surface shall possess the following properties:                             <ul style="list-style-type: none"> <li>- Not liable to chemically react with the materials and their containers to be stored.</li> <li>- Able to withstand normal loading and physical damage caused by container handling</li> <li>- The integrity and condition of the impermeable floor or surface should be inspected at regular intervals to ensure that it is satisfactorily maintained</li> </ul> </li> </ul> <p>➤ For liquid chemicals and chemical wastes storage, the</p> | Chemicals and Chemical Wastes Storage Area / During Operation Period | IWMF Operator        |                        |   | ✓ |     |                                     | N/A                               |

| EIA Ref  | Environmental Protection Measures / Mitigation Measures   | Location / Timing                  | Implementation Agent | Implementation Stages* |   |   |     | Relevant Legislation and Guidelines | Implementation Status and Remarks |
|----------|---|------------------------------------|----------------------|------------------------|---|---|-----|-------------------------------------|-----------------------------------|
|          |   |                                    |                      | Des                    | C | O | Dec |                                     |                                   |
|          | <p>storage area should be bunded to contain at least 110% of the storage capacity of the largest containers or 20% of the total quantity of the chemicals/chemical wastes stored, whichever is the greater.</p> <ul style="list-style-type: none"> <li>➤ Storage containers shall be checked at regular intervals for their structural integrity and to ensure that the caps or fill points are tightly closed.</li> <li>➤ Chemical handling shall be conducted by trained workers under supervision.</li> </ul>  |                                    |                      |                        |   |   |     |                                     |                                   |
| 6b.6.3.2 | <p><u>Chemicals and Chemical Wastes Spillage Response</u></p> <p>A Chemicals and/ or Chemical Wastes Spillage Response Plan shall be prepared by the operator to document in detail the appropriate response procedures for chemicals or chemical wastes spillage incidents. General procedures to be undertaken in case of chemicals/ chemical waste spillages are presented below.</p> <ul style="list-style-type: none"> <li>• Training <ul style="list-style-type: none"> <li>- Training on spill response actions should be given to relevant staff. The training shall cover the followings:</li> </ul> </li> </ul> | IWMF Site/ During Operation Period | IWMF Operator        |                        |   | ✓ |     | N/A                                 |                                   |



| EIA Ref | Environmental Protection Measures / Mitigation Measures  | Location / Timing | Implementation Agent | Implementation Stages* |   |   |     | Relevant Legislation and Guidelines | Implementation Status and Remarks |
|---------|--|-------------------|----------------------|------------------------|---|---|-----|-------------------------------------|-----------------------------------|
|         |  |                   |                      | Des                    | C | O | Dec |                                     |                                   |
|         | <ul style="list-style-type: none"> <li>➤ Tools &amp; resources to handle spillage, e.g. locations of spill handling equipment;</li> <li>➤ General methods to deal with spillage; and</li> <li>➤ Procedures for emergency drills in the event of spills.</li> </ul> <ul style="list-style-type: none"> <li>• Communication                             <ul style="list-style-type: none"> <li>- Establish communication channel with FSD and EPD to report the spillage incident so that necessary assistance from relevant department can be quickly sought.</li> </ul> </li> <li>• Response Procedures                             <ul style="list-style-type: none"> <li>- Any spillage within the IWMF site should be reported to the Plant Manager.</li> <li>- Plant Manager shall attend to the spillage and initiate any appropriate actions needed to confine and clean up the spillage. The response procedures shall include the followings:                                     <ul style="list-style-type: none"> <li>➤ Identify and isolate the source of spillage as soon as possible;</li> <li>➤ Contain the spillage and avoid infiltration into soil/</li> </ul> </li> </ul> </li> </ul> |                   |                      |                        |   |   |     |                                     |                                   |

| EIA Ref  | Environmental Protection Measures / Mitigation Measures   | Location / Timing   | Implementation Agent | Implementation Stages* |   |   |     | Relevant Legislation and Guidelines | Implementation Status and Remarks |
|----------|---|---|----------------------|------------------------|---|---|-----|-------------------------------------|-----------------------------------|
|          |   |   |                      | Des                    | C | O | Dec |                                     |                                   |
|          | <p>groundwater and discharge to storm water channels (in case the spillage occurs at locations out of the designated storage areas);</p> <ul style="list-style-type: none"> <li>➤ Remove the spillage; the removal method/procedures documented in the Material Safety Data Sheet (MSDS) of the chemicals spilled should be observed;</li> <li>➤ Clean up the contaminated area (in case the spillage occurs at locations out of the designated storage areas); and</li> <li>➤ The waste arising from the cleanup operation should be considered as chemical wastes.</li> </ul> |   |                      |                        |   |   |     |                                     |                                   |
| 6b.6.3.3 | <p><u>Preventive Measures for Incineration By-products Handling</u></p> <p>The recommended measures listed below can minimize the potential contamination to the surrounding environment due to the incineration by-products:</p> <ul style="list-style-type: none"> <li>• Ash should be stored in storage silos;</li> <li>• Ash should be handled and conveyed in closed systems fully segregated</li> </ul>   | Storage, Handling & Collection of Incineration Ash at IWMF/ During Operation Period | IWMF Operator        |                        |   | ✓ |     | N/A                                 |                                   |

| EIA Ref               | Environmental Protection Measures / Mitigation Measures  | Location / Timing                           | Implementation Agent | Implementation Stages* |   |   |     | Relevant Legislation and Guidelines   | Implementation Status and Remarks |
|-----------------------|--|---|----------------------|------------------------|---|---|-----|---|-----------------------------------|
|                       |  |   |                      | Des                    | C | O | Dec |   |                                   |
|                       | <p>from the ambient environment;</p> <ul style="list-style-type: none"> <li>Ash should be wetted with water to control fugitive dust, where necessary;</li> <li>All fly ash and APC residues should be treated, e.g. by cement solidification or chemical stabilization, for compliance with the proposed Incineration Residue Pollution Control Limits and leachability criteria prior to disposal;</li> <li>The ash should be transported in covered trucks or containers to the designated landfill site.</li> </ul>  |   |                      |                        |   |   |     |   |                                   |
| 6b.6.3.4<br>-6b.6.3.6 | <p><u>Incident Record</u></p> <p>After any spillage, an incident report should be prepared by the Plant Manager. The incident report should contain details of the incident including the cause of the incident, the material spilled and estimated spillage amount, and also the response actions undertaken. The incident record should be kept carefully and able to be retrieved when necessary.</p> <p>The incident report should provide sufficient details for the evaluation of any environmental impacts due to the spillage and assessment of the effectiveness of measures taken.</p> | IWMF Site/<br>During<br>Operation<br>Period | IWMF Operator        |                        |   | ✓ |     | Guidance Manual for Use of Risk-based Remediation Goals for Contaminated Land Management and the Guidance Note for Contaminated Land and Remediation. | N/A                               |

| EIA Ref | Environmental Protection Measures / Mitigation Measures   | Location / Timing | Implementation Agent | Implementation Stages* |   |   |     | Relevant Legislation and Guidelines | Implementation Status and Remarks |
|---------|---|-------------------|----------------------|------------------------|---|---|-----|-------------------------------------|-----------------------------------|
|         |   |                   |                      | Des                    | C | O | Dec |                                     |                                   |
|         | In case any spillage or accidents results in significant land contamination, EPD should be informed immediately and the IWMF operator should be responsible for the cleanup of the affected area. The responses procedures described in <b>Section 6b.6.3.1</b> and <b>Section 6b.6.3.2</b> of EIA report should be followed accordingly together with the land contamination assessment and remediation guidelines stipulated in the <i>Guidance Manual for Use of Risk-based Remediation Goals for Contaminated Land Management and the Guidance Note for Contaminated Land and Remediation</i> . |                   |                      |                        |   |   |     |                                     |                                   |

\* Des - Design, C - Construction, O – Operation, and Dec - Decommissioning

**Table B.5 Implementation Schedule for Ecological Quality Measures for the IWMF at the artificial island near SKC**

| EIA Ref  | Environmental Protection Measures / Mitigation Measures   | Location / Timing | Implementation Agent       | Implementation Stages* |   |   |     | Relevant Legislation and Guidelines | Implementation Status and Remarks |
|----------|---|-------------------|----------------------------|------------------------|---|---|-----|-------------------------------------|-----------------------------------|
|          |   |                   |                            | Des                    | C | O | Dec |                                     |                                   |
| 7b.8.2.1 | <p><u>Measures to avoid direct loss of intertidal habitat</u></p> <ul style="list-style-type: none"> <li>The site boundary has been proposed to avoid direct contact with the intertidal natural rocky shore of Shek Kwu Chau. It avoids direct loss of intertidal communities and the existing natural rocky shore habitat, where Reef Egret and White-bellied Sea Eagle have been recorded within and in the vicinity of this habitat.</li> </ul> | IWMF site         | Design team                | ✓                      |   |   |     | EIAO-TM                             | N/A                               |
| 7b.8.2.2 | <p><u>Measures to minimise loss of coastal subtidal habitat</u></p> <ul style="list-style-type: none"> <li>Extensive coral colonies were recorded at the coastal hard bottom habitat at Shek Kwu Chau. To avoid and minimise the extensive direct impact on the coral colonies, the proposed reclamation area has been moved further offshore to minimise loss of subtidal habitat near shore.</li> </ul>   | IWMF site         | Design team                | ✓                      |   |   |     | EIAO-TM                             | N/A                               |
| 7b.8.2.3 | <p><u>Zero Discharge Scheme</u></p> <ul style="list-style-type: none"> <li>The design scheme of the Project has avoided discharge of wastewater into the marine environment.<br/>A zero discharge scheme would be adopted during the operation of the Project.<br/>An on-site wastewater treatment plant would be</li> </ul>  | IWMF site         | Design team, IWMF operator | ✓                      |   | ✓ |     | WPCO                                | N/A                               |

| EIA Ref               | Environmental Protection Measures / Mitigation Measures   | Location / Timing                          | Implementation Agent                   | Implementation Stages* |   |   |     | Relevant Legislation and Guidelines   | Implementation Status and Remarks   |
|-----------------------|---|--|--|------------------------|---|---|-----|---|---|
|                       |   |  |  | Des                    | C | O | Dec |   |   |
|                       | provided to treat the wastewater generated from the IWMF (mainly human sewage). The treated effluent would be re-used in the incineration plant and mechanical treatment plant, or for onsite washdown and landscape.   |  |  |                        |   |   |     |   |   |
| 7b.8.2.4              | <p><u>Measures to avoid loss of plant species of conservation importance</u></p> <ul style="list-style-type: none"> <li>Landing portal construction works would not cause direct lost to the recorded individual of protected plant species,</li> <li><i>Aquilaria sinensis</i>, at the coastal shrubland habitat at Cheung Sha. As a precautionary measure, the plant should be tagged with eye-catching tape and fenced off prior to works, in order to avoid any damage by workers.</li> </ul> | Cheung Sha landing portal                  | Design team, Contractor                | ✓                      | ✓ |   | ✓   | EIAO-TM   | N/A   |
| 7b.8.3.1 - 7b.8.3.15  | <p><u>Measures to minimise water quality impact</u></p> <ul style="list-style-type: none"> <li>Measures for water quality as recommended in <b>Section 5b</b> of the EIA Report should be implemented.</li> </ul>   | Work site                                  | Design team, contractor, IWMF operator | ✓                      | ✓ | ✓ | ✓   | EIAO-TM; ProPECC PN 1/94; WPCO  | Implemented   |
| 7b.8.3.16 - 7b.8.3.30 | <p><u>Measures to minimise disturbance on Finless Porpoise</u></p> <p><i>Minimisation of Habitat Loss for Finless Porpoise</i></p>  | IWMF site, work site, marine traffic route | Design team, contractor, IWMF operator | ✓                      | ✓ | ✓ | ✓   | EIAO-TM, Supporting Document for Application for Variation of the Environmental | Implemented for avoidance of construction works that may produce underwater acoustic disturbance, Vessel Travel Route implementation, training of staff; N/A for others |

| EIA Ref | Environmental Protection Measures / Mitigation Measures  | Location / Timing | Implementation Agent | Implementation Stages* |   |   |                      | Relevant Legislation and Guidelines | Implementation Status and Remarks |
|---------|--|-------------------|----------------------|------------------------|---|---|----------------------|-------------------------------------|-----------------------------------|
|         |  |                   |                      | Des                    | C | O | Dec                  |                                     |                                   |
|         | <ul style="list-style-type: none"> <li>Substantial revision has been made on the layout plan and form of the breakwater, in order to minimise the potential loss of important habitat for Finless Porpoise. The revision has greatly reduced the size of the embayment area, as well as the Project footprint. As a result, the size of habitat loss for Finless Porpoise has reduced from the original ~50 ha, down to ~31 ha.</li> </ul> <p><i>Avoidance of peak season for finless porpoise occurrence</i></p> <ul style="list-style-type: none"> <li>To minimise potential acoustic disturbance from construction activities on Finless Porpoise, construction works that may produce underwater acoustic disturbance should be scheduled outside the months with peak Finless Porpoise occurrence (December to May), including:                             <ul style="list-style-type: none"> <li>sheet piling works for construction of cofferdam surrounding the reclamation area (Phase 1);</li> <li>sheet piling works for construction of the shorter section of breakwater (Phase 1);</li> </ul> </li> </ul> |                   |                      |                        |   |   | Permit (EP-429/2012) |                                     |                                   |

| EIA Ref | Environmental Protection Measures / Mitigation Measures  | Location / Timing | Implementation Agent | Implementation Stages* |   |   |     | Relevant Legislation and Guidelines | Implementation Status and Remarks |
|---------|--|-------------------|----------------------|------------------------|---|---|-----|-------------------------------------|-----------------------------------|
|         |  |                   |                      | Des                    | C | O | Dec |                                     |                                   |
|         | <ul style="list-style-type: none"> <li>- sheet piling works for construction of the remaining section of breakwater (Phase 3) and</li> <li>- bored piling works for berth area (Phase 3)</li> </ul> <p>Such works should be restricted within June to November. This approach would not only avoid the peak season for Finless Porpoise occurrence, the magnitude of impacts arise from acoustic disturbance would also be minimised.</p> <ul style="list-style-type: none"> <li>• Since the DCM ground treatment and the installation of precast seawalls and breakwaters should generate no underwater acoustic disturbance to Finless Porpoise, no specific mitigation measures are required.</li> </ul> <p><i>Opt for quieter construction methods and plants</i></p> <ul style="list-style-type: none"> <li>• Considering the sensitivity of marine mammals to underwater acoustic disturbance, instead of the previously proposed conventional breakwater and reclamation peripheral structure, which requires noisy piling works, the current circular cells structure for</li> </ul> |                   |                      |                        |   |   |     |                                     |                                   |



| EIA Ref | Environmental Protection Measures / Mitigation Measures   | Location / Timing | Implementation Agent | Implementation Stages* |   |   |     | Relevant Legislation and Guidelines | Implementation Status and Remarks |
|---------|---|-------------------|----------------------|------------------------|---|---|-----|-------------------------------------|-----------------------------------|
|         |   |                   |                      | Des                    | C | O | Dec |                                     |                                   |
|         | <p>breakwater and reclamation peripheral structure is proposed. A quieter sheet piling method using vibratory hammer or hydraulic impact hammer, should be adopted for the installation of circular cells for cellular cofferdam and northern breakwater during Phase 1, and southern breakwater Phase 3;</p> <ul style="list-style-type: none"> <li>Non-percussive bore piling method would be adopted for the installation of tubular piles for the berth construction during Phase 3.</li> </ul> <p><i>Monitored exclusion zones</i></p> <ul style="list-style-type: none"> <li>During the installation/re-installation/relocation process of floating type silt curtains, in order to avoid the accidental entrance and entrapment of marine mammals within the silt curtains, a monitored exclusion zone of 250 m radius from silt curtain should be implemented. The exclusion zone should be closely monitored by an experienced marine mammal observer at least 30 minutes before the start of installation/re-installation/relocation process. If a marine mammal is noted within the exclusion zone, all marine works should stop immediately and remain idle for 30 minutes, or until the</li> </ul> |                   |                      |                        |   |   |     |                                     |                                   |

| EIA Ref | Environmental Protection Measures / Mitigation Measures  | Location / Timing | Implementation Agent | Implementation Stages* |   |   |     | Relevant Legislation and Guidelines | Implementation Status and Remarks |
|---------|--|-------------------|----------------------|------------------------|---|---|-----|-------------------------------------|-----------------------------------|
|         |  |                   |                      | Des                    | C | O | Dec |                                     |                                   |
|         | <p>exclusion zone is free from marine mammals.</p> <ul style="list-style-type: none"> <li>The experienced marine mammal observer should be well trained to detect marine mammals. Binoculars should be used to search the exclusion zone from an elevated platform with unobstructed visibility. The observer should also be independent from the project proponent and has the power to call-off construction activities.</li> <li>In addition, as marine mammals cannot be effectively monitored within the proposed monitored exclusion zone at night, or during adverse weather conditions (i.e. Beaufort 5 or above, visibility of 300 meters or below), marine works should be avoided under weather conditions with low visibility.</li> </ul> <p><i>Marine mammal watching plan</i></p> <ul style="list-style-type: none"> <li>Upon the completion of the installation/re-installation/relocation of floating type silt curtain, all marine works would be conducted within a fully enclosed environment within the silt curtain, hence exclusion zone monitoring would no longer</li> </ul> |                   |                      |                        |   |   |     |                                     |                                   |

| EIA Ref | Environmental Protection Measures / Mitigation Measures   | Location / Timing | Implementation Agent | Implementation Stages* |   |   |     | Relevant Legislation and Guidelines | Implementation Status and Remarks |
|---------|---|-------------------|----------------------|------------------------|---|---|-----|-------------------------------------|-----------------------------------|
|         |   |                   |                      | Des                    | C | O | Dec |                                     |                                   |
|         | <p>be required. Subsequently, a marine mammal watching plan should be implemented.</p> <p>The plan should include regular inspection of silt curtains, and visual inspection of the waters surrounded by the curtains. Special attention should be paid to Phase 2 (reclamation) where the floating type still curtain would be opened occasionally for vessel access, leaving a temporary 50 m opening.</p> <p>An action plan should be devised to cope with any unpredicted incidents such as the case when marine mammals are found within the waters surrounded by the silt curtains.</p> <p><i>Small openings at silt curtains</i></p> <ul style="list-style-type: none"> <li>The openings for vessel access at the silt curtains should be as small as possible to minimise the risk of accidental entrance.</li> </ul> <p><i>Adoption of regular travel route</i></p> <ul style="list-style-type: none"> <li>During construction and operation, captains of all vessels should adopt regular travel route, in order to minimize the chance of vessel collision with</li> </ul> |                   |                      |                        |   |   |     |                                     |                                   |

| EIA Ref | Environmental Protection Measures / Mitigation Measures   | Location / Timing | Implementation Agent | Implementation Stages* |   |   |     | Relevant Legislation and Guidelines | Implementation Status and Remarks |
|---------|---|-------------------|----------------------|------------------------|---|---|-----|-------------------------------------|-----------------------------------|
|         |   |                   |                      | Des                    | C | O | Dec |                                     |                                   |
|         | <p>marine mammals, which may otherwise result in damage to health or mortality. The regular travel route should avoid areas with high sighting density of Finless Porpoise as much as possible.</p> <p><i>Vessel speed limit</i></p> <ul style="list-style-type: none"> <li>The frequent vessel traffic in the vicinity of works area may increase the chance of mammal mammals being killed or seriously injured by vessel collision. A speed limit of ten knots should be strictly enforced within areas with high density of Finless Porpoise.</li> <li>Passive acoustic monitoring and land-based theodolite monitoring surveys should be adopted to verify the predicted impacts and effectiveness of the proposed mitigation measures.</li> </ul> <p><i>Training of Staff</i></p> <ul style="list-style-type: none"> <li>Staff, including captains of vessels, should be aware of the guidelines for safe vessel operations in the presence of cetaceans during construction and operation phases. Adequate trainings should be provided</li> </ul> |                   |                      |                        |   |   |     |                                     |                                   |

| EIA Ref                          | Environmental Protection Measures / Mitigation Measures   | Location / Timing | Implementation Agent                   | Implementation Stages* |   |   |     | Relevant Legislation and Guidelines | Implementation Status and Remarks   |
|----------------------------------|---|-------------------|--|------------------------|---|---|-----|-------------------------------------|---|
|                                  |   |                   |  | Des                    | C | O | Dec |                                     |   |
| 7b.8.3.3<br>1 -<br>7b.8.3.3<br>4 | <p><u>Measures to minimise impact on corals</u></p> <p><i>Coral translocation</i></p> <ul style="list-style-type: none"> <li>• Coral communities within and in proximity to the proposed dredging sites would be disturbed by the Project due to the dredging operations. In order to minimise direct loss of coral communities, translocation of corals that are attached to movable rocks with diameter less than 50 cm are recommended. In order to avoid disturbance to corals during the spawning period, the spawning season of corals (June to August) should be avoided; and that translocation should be carried out during the winter season (November- March).</li> <li>• The REA survey results suggest that the 198 directly affected coral colonies were attached to movable rocks (less than 50 cm in diameter). It is technically feasible to translocate them to avoid direct loss.</li> <li>• Prior to coral translocation, a more detailed baseline survey, including a coral mapping survey, is recommended to further confirm the</li> </ul> | IWMF site         | Design team, contractor, IWMF operator | ✓                      | ✓ | ✓ | ✓   | EIAO-TM                             | <p>Implemented, tagged coral found missing after hitting by typhoons</p> <p>Re-tagging of 10 coral colonies at indirect impact site and control site were conducted in November and December 2018 respectively.</p> |

| EIA Ref | Environmental Protection Measures / Mitigation Measures   | Location / Timing | Implementation Agent | Implementation Stages* |   |   |     | Relevant Legislation and Guidelines | Implementation Status and Remarks |
|---------|---|-------------------|----------------------|------------------------|---|---|-----|-------------------------------------|-----------------------------------|
|         |   |                   |                      | Des                    | C | O | Dec |                                     |                                   |
|         | <p>exact number and location of coral colonies within the potentially affected area. A more detailed coral translocation plan, including selection of suitable recipient site, plan for coral translocation, and event / action plan for coral monitoring should be submitted upon approval of this Project, prior to commencement of construction works. Advice from relevant governmental departments (i.e. AFCD) and professionals would be sought after, in order to identify a desirable location for the relocation of coral communities. Post-translocation monitoring on the translocated corals should also be considered.</p> <p><i>Coral monitoring programme</i></p> <ul style="list-style-type: none"> <li>A coral monitoring programme is recommended to assess any adverse and unacceptable impacts to the coral communities at the coasts of Shek Kwu Chau during construction of the Project.</li> </ul> <p><i>Phasing of Works</i></p> <ul style="list-style-type: none"> <li>To minimize environmental impacts, the proposed phasing of construction works has been carefully designed to</li> </ul> |                   |                      |                        |   |   |     |                                     |                                   |

| EIA Ref                          | Environmental Protection Measures / Mitigation Measures  | Location / Timing               | Implementation Agent                   | Implementation Stages* |   |   |     | Relevant Legislation and Guidelines | Implementation Status and Remarks |
|----------------------------------|--|---------------------------------|--|------------------------|---|---|-----|-------------------------------------|-----------------------------------|
|                                  |  |                                 |  | Des                    | C | O | Dec |                                     |                                   |
|                                  | reduce the amount of concurrent works, hence minimize SS elevation and the associated impacts on corals.   |                                 |  |                        |   |   |     |                                     |                                   |
| 7b.8.3.3<br>5 -<br>7b.8.3.4<br>1 | <p><u>Specific measures to minimize disturbance on breeding White-bellied Sea Eagle</u></p> <p><i>Avoidance of noisy works during the breeding season of White-bellied Sea Eagle</i></p> <ul style="list-style-type: none"> <li>• To minimize potential noise disturbance from construction activities on WBSE, noisy construction works should be scheduled outside their breeding season (December to May) to minimise potential degradation in breeding ground quality and breeding activities, including:                             <ul style="list-style-type: none"> <li>- sheet piling works for construction of cofferdam surrounding the reclamation area (Phase 1);</li> <li>- sheet piling works for construction of the shorter section of breakwater (Phase 1);</li> <li>- sheet piling works for construction of the remaining section of breakwater (Phase 3); and</li> <li>- bored piling works for berth area (Phase 3).</li> </ul> </li> </ul> | IWMF site, marine traffic route | Design Team, Contractor, IWMF operator | ✓                      | ✓ | ✓ | ✓   | EIAO-TM                             | Implemented                       |

| EIA Ref | Environmental Protection Measures / Mitigation Measures   | Location / Timing | Implementation Agent | Implementation Stages* |   |   |     | Relevant Legislation and Guidelines | Implementation Status and Remarks |
|---------|---|-------------------|----------------------|------------------------|---|---|-----|-------------------------------------|-----------------------------------|
|         |   |                   |                      | Des                    | C | O | Dec |                                     |                                   |
|         | <p><i>Opt for quieter construction methods and plants</i></p> <ul style="list-style-type: none"> <li>To minimise potential construction noise disturbance on WBSE, quieter construction methods and plants should be adopted. The recommended noise mitigation measures in the <b>Noise</b> chapter (<b>Section 4b.8</b> of the EIA Report) should be implemented to minimise potential noise disturbance to acceptable levels.</li> </ul> <p><i>Restriction on vessel access near the nest of White-bellied Sea Eagle</i></p> <ul style="list-style-type: none"> <li>During construction and operation, in order to minimize disturbance on the existing WBSE nest, a pre-defined practical route to restrict vessel access near the nest should be adopted to keep vessels and boats as far away from the nest as possible.</li> </ul> <p><i>White-bellied Sea Eagle monitoring programme</i></p> <ul style="list-style-type: none"> <li>A WBSE monitoring programme is recommended to assess any adverse and unacceptable impacts to the breeding activities of WBSE during construction and operation of the</li> </ul> |                   |                      |                        |   |   |     |                                     |                                   |



| EIA Ref | Environmental Protection Measures / Mitigation Measures  | Location / Timing | Implementation Agent | Implementation Stages* |   |   |     | Relevant Legislation and Guidelines | Implementation Status and Remarks |
|---------|--|-------------------|----------------------|------------------------|---|---|-----|-------------------------------------|-----------------------------------|
|         |  |                   |                      | Des                    | C | O | Dec |                                     |                                   |
|         | <p>Project. Monitoring surveys for WBSE would include pre-construction phase (twice per month for duration of three months during their breeding season -between December and May, immediately before the commencement of works), construction phase, and operation phase (two years after the completion of construction works).</p> <ul style="list-style-type: none"> <li>Surveys should be conducted twice per month during their breeding season (from December to May); and once per month outside breeding season (June to November). More details on monitoring for WBSE are presented in the EM&amp;A Manual.</li> </ul> <p><i>Education of staff</i></p> <ul style="list-style-type: none"> <li>Staff, including captains of all vessels during construction and operation phases, should be aware of the ecological importance of WBSE. Awareness should be raised among staff to minimise any intentional or unintentional disturbance to the nest.</li> </ul> <p><i>Minimisation of Glare Disturbance</i></p> |                   |                      |                        |   |   |     |                                     |                                   |

| EIA Ref   | Environmental Protection Measures / Mitigation Measures  | Location / Timing | Implementation Agent                   | Implementation Stages* |   |   |     | Relevant Legislation and Guidelines   | Implementation Status and Remarks |
|-----------|--|-------------------|--|------------------------|---|---|-----|---|-----------------------------------|
|           |  |                   |  | Des                    | C | O | Dec |   |                                   |
|           | <ul style="list-style-type: none"> <li>To minimise glare disturbance on WBSE, which may cause disorientation of birds by interfering with their magnetic compass, and disruption in behavioural patterns such as reproduction, fat storage and foraging pattern, any un-necessary outdoor lighting should be avoided, and in-ward and down-ward pointing of lights should be adopted.</li> </ul> |                   |  |                        |   |   |     |   |                                   |
| -         | <u>Construction of Seawall/Breakwaters</u> <ul style="list-style-type: none"> <li>To widen the open channel between the Artificial Island and Shek Kwu Chau.</li> <li>To design the precast concrete seawall with environmental friendly features.</li> </ul>  | IWMF site         | Design team, contractor, IWMF operator | ✓                      | ✓ |   |     | Supporting Document for Application for Variation of Environmental Permit (EP-429/2012) | N/A                               |
| 7b.8.3.42 | <u>Opt for Quieter Construction Methods and Plants</u> <ul style="list-style-type: none"> <li>Quieter construction methods and plants should be used to minimise disturbance to the nearby terrestrial habitat and the associated wildlife.</li> </ul>   | Work site         | Design team, contractor, IWMF operator | ✓                      | ✓ | ✓ | ✓   | EIAO-TM   | Implemented                       |
| 7b.8.3.43 | <u>Measures to minimize impacts from artificial lighting</u> <ul style="list-style-type: none"> <li>Unnecessary lighting should be avoided, and shielding of lights should be provided to minimize disturbance from light pollution on fauna groups.</li> </ul>  | IWMF site         | Design team, contractor, IWMF operator | ✓                      | ✓ | ✓ |     | EIAO-TM   | Implemented                       |

| EIA Ref                          | Environmental Protection Measures / Mitigation Measures  | Location / Timing | Implementation Agent      | Implementation Stages* |   |   |     | Relevant Legislation and Guidelines | Implementation Status and Remarks                                  |
|----------------------------------|--|-------------------|---------------------------|------------------------|---|---|-----|-------------------------------------|--|
|                                  |  |                   |                           | Des                    | C | O | Dec |                                     |  |
| 7b.8.3.4<br>4 -<br>7b.8.3.4<br>5 | <p><u>Measures to minimize accidental spillage</u></p> <ul style="list-style-type: none"> <li>Regular maintenance of vessels, vehicles and equipment that may cause leakage and spillage should only be undertaken within pre-designated areas, which are appropriately equipped to control the associated discharges.</li> <li>Oils, fuels and chemicals should be contained in suitable containers, and only be used and stored in designated areas which have pollution prevention facilities. All fuel tanks and storage areas should be sited on sealed areas in order to prevent spillage of fuels and solvents to the nearby watercourses. All waste oils and fuels should be collected in designated tanks prior to disposal.</li> </ul> | Work site         | Contractor, IWMF operator |                        | ✓ | ✓ | ✓   | EIAO-TM                             | Deficiency of Mitigation Measures but rectified by the Contractor. |
| 7b.8.3.46                        | <p><u>Measures to minimise sewage effluent</u></p> <ul style="list-style-type: none"> <li>Temporary sanitary facilities, such as portable chemical toilets, should be employed on-site where necessary to handle sewage from the workforce.</li> </ul>   | Work site         | Contractor                |                        | ✓ |   |     | EIAO-TM                             | N/A  |
| 7b.8.3.47                        | <p><u>Measures to minimise drainage and construction runoff</u></p>  | Work site         | Contractor                |                        | ✓ |   | ✓   | EIAO-TM                             | N/A  |

| EIA Ref | Environmental Protection Measures / Mitigation Measures   | Location / Timing | Implementation Agent | Implementation Stages* |   |   |     | Relevant Legislation and Guidelines | Implementation Status and Remarks |
|---------|---|-------------------|----------------------|------------------------|---|---|-----|-------------------------------------|-----------------------------------|
|         |   |                   |                      | Des                    | C | O | Dec |                                     |                                   |
|         | <ul style="list-style-type: none"> <li>• Potential ecological impacts resulted from potential degradation of water quality due to unmitigated surface runoff could be minimised via the detailed mitigation measures in <b>Section 5b.8</b> of the EIA Report. The following presents some of the mitigation measures:                             <ul style="list-style-type: none"> <li>- On-site drainage system with implemented sedimentation control facilities.</li> <li>- Channels, earth bunds or sand bag barriers should be provided on site to direct storm water to silt removal facilities.</li> <li>- Provision of embankment at boundaries of earthworks for flood protection.</li> <li>- Water pumped out from foundation piles must be discharged into silt removal facilities.</li> <li>- During rainstorms, exposed slope/soil surfaces should be covered by tarpaulin or other means, as far as practicable.</li> <li>- Exposed soil surface should be minimized to reduce siltation and runoff.</li> <li>- Earthwork final surfaces should be well compacted. Subsequent permanent surface protection should be immediately performed.</li> </ul> </li> </ul> |                   |                      |                        |   |   |     |                                     |                                   |

| EIA Ref   | Environmental Protection Measures / Mitigation Measures   | Location / Timing | Implementation Agent | Implementation Stages* |   |   |     | Relevant Legislation and Guidelines | Implementation Status and Remarks |
|-----------|---|-------------------|----------------------|------------------------|---|---|-----|-------------------------------------|-----------------------------------|
|           |   |                   |                      | Des                    | C | O | Dec |                                     |                                   |
|           | - Open stockpiles of construction materials, and construction wastes on-site should be covered with tarpaulin or similar fabric during rainstorms.  |                   |                      |                        |   |   |     |                                     |                                   |
| 7b.8.3.48 | <p><u>Measures to minimise impacts from general construction activities</u></p> <ul style="list-style-type: none"> <li>To avoid the entering of construction solid waste into the nearby habitats, construction solid waste should be collected, handled and disposed of properly to avoid entering to the nearby habitats. It is recommended to clean the construction sites on a regular basis.</li> </ul>  | Work site         | Contractor           |                        | ✓ |   |     | EIAO-TM                             | Implemented                       |
| 7b.8.3.49 | <p><u>Pest Control</u></p> <p>Good waste management practices should be adopted at the IWMF in order to minimise the risk of introduction of pest to the island:</p> <ul style="list-style-type: none"> <li>Transportation of wastes in enclosed containers</li> <li>Waste storage area should be well maintained and cleaned</li> <li>Waste should only be disposed of at designated areas</li> <li>Timely removal of the newly arrived waste</li> <li>Removal of items that are capable of retaining water</li> </ul> | IWMF site         | IWMF operator        |                        |   | ✓ |     |                                     | N/A                               |

| EIA Ref   | Environmental Protection Measures / Mitigation Measures  | Location / Timing | Implementation Agent | Implementation Stages* |   |   |     | Relevant Legislation and Guidelines | Implementation Status and Remarks |
|-----------|--|-------------------|----------------------|------------------------|---|---|-----|-------------------------------------|-----------------------------------|
|           |  |                   |                      | Des                    | C | O | Dec |                                     |                                   |
|           | <ul style="list-style-type: none"> <li>- Rapid clean up of any waste spillages</li> <li>- Maintenance of a tidy and clean site environment</li> <li>- Regular application of pest control</li> <li>- Education of staff the importance of site cleanliness</li> </ul>  |                   |                      |                        |   |   |     |                                     |                                   |
| 7b.8.3.50 | <p><u>Control of Marine Habitat Quality during Operation Phase</u></p> <ul style="list-style-type: none"> <li>• Depending on the seabed condition of the approach channel for marine vessels during operation phase of the IWMF, maintenance dredging may be required to ensure safe access. In order to avoid degradation in water quality due to elevation in SS and dispersion of sediment plume due to dredging works, it is recommended that any future maintenance dredging works should not be carried out within 100 m from the shore, similar to that of the dredging for anti-scouring protection layer during construction phase. All maintenance dredging works should be carried out with the implementation of silt curtain to control the dispersion of SS. The production rate should comply with the permit dredging rate and number of grab per hour.</li> </ul> | IWMF site         | IWMF operator        |                        |   | ✓ |     | EIAO-TM; WPCON/A                    |                                   |

| EIA Ref             | Environmental Protection Measures / Mitigation Measures   | Location / Timing                             | Implementation Agent | Implementation Stages* |   |   |     | Relevant Legislation and Guidelines | Implementation Status and Remarks |
|---------------------|---|---|----------------------|------------------------|---|---|-----|-------------------------------------|-----------------------------------|
|                     |   |   |                      | Des                    | C | O | Dec |                                     |                                   |
| 7b.8.4.1 – 7b.8.4.8 | <p><u>Compensation of loss of important habitat of Finless Porpoise</u></p> <p><i>Designation of Marine Park</i></p> <ul style="list-style-type: none"> <li>The Project Proponent has made a firm commitment to seek to designate a marine park of approximately 700 ha in the waters between Soko Islands and Shek Kwu Chau, in accordance with the statutory process stipulated in the Marine Parks Ordinance, as a compensation measure for the habitat loss arising from the construction of the IWMF at the artificial island near SKC.</li> <li>The Project Proponent shall seek to complete the designation by 2018 to tie in with the operation of the IWMF at the artificial island near SKC.</li> <li>A further study should be carried out to review relevant previous studies and collate available information on the ecological characters of the proposed area for marine park designation; and review available survey data for Finless Porpoise, water quality, fisheries, marine traffic and planned development projects in the vicinity. Based on the findings, ecological profiles of the proposed area for</li> </ul> | Waters between Shek Kwu Chau and Soko Islands | Project Proponent    | ✓                      |   | ✓ |     | EIAO-TM                             | N/A                               |

| EIA Ref             | Environmental Protection Measures / Mitigation Measures  | Location / Timing                                       | Implementation Agent | Implementation Stages* |   |   |     | Relevant Legislation and Guidelines | Implementation Status and Remarks |
|---------------------|--|---|----------------------|------------------------|---|---|-----|-------------------------------------|-----------------------------------|
|                     |  |   |                      | Des                    | C | O | Dec |                                     |                                   |
|                     | <p>marine park designation should be established, and the extent and location of the proposed marine park be determined. The adequacy of enhancement measures should also be reviewed.</p> <ul style="list-style-type: none"> <li>In addition, a management plan for the proposed marine park should be proposed, covering information on the responsible departments for operation and management (O&amp;M) of the marine park, as well as the O&amp;M duties of each of the departments involved. Consultation with relevant government departments and stakeholders should be conducted under the study. The study should be submitted to Director of Environmental Protection (DEP) for approval before the commencement of construction works.</li> <li>The Project Proponent should provide assistance to AFCD during the process of the marine park designation. .</li> </ul> |   |                      |                        |   |   |     |                                     |                                   |
| 7b.8.5.1 – 7b.8.5.4 | <p><u>Additional Enhancement or Precautionary Measures</u><br/><i>Deployment of Artificial Reefs</i></p> <ul style="list-style-type: none"> <li>Deployment of artificial reefs (ARs) is an enhancement measure for the</li> </ul>  | <p>Within the proposed marine park under this study</p> | Project Proponent    | ✓                      |   | ✓ |     | EIAO-TM                             | N/A                               |



| EIA Ref | Environmental Protection Measures / Mitigation Measures   | Location / Timing | Implementation Agent | Implementation Stages* |   |   |     | Relevant Legislation and Guidelines | Implementation Status and Remarks |
|---------|---|-------------------|----------------------|------------------------|---|---|-----|-------------------------------------|-----------------------------------|
|         |   |                   |                      | Des                    | C | O | Dec |                                     |                                   |
|         | <p>marine habitats. ARs are proposed to be deployed within the proposed marine park under this Project. The exact location, dimension and type of ARs to be deployed are to be further investigated along with the further study of the proposed marine park under this Project. The proposed ARs would be deployed at the same time as the complete designation of marine park.</p> <p><i>Release of Fish Fry at Artificial Reefs and Marine Park</i></p> <ul style="list-style-type: none"> <li>Release of fish fry at the proposed ARs, as well as the proposed marine park under this study, should enhance the fish resources in the nearby waters, and subsequently food sources for Finless Porpoise. The proposed ARs with various micro-habitats would have the potential to provide shelter and nursery ground for the released fish fry. The frequency and quantity of fry to be released should be agreed by AFCD.</li> </ul> |                   |                      |                        |   |   |     |                                     |                                   |

\* Des - Design, C - Construction, O – Operation, and Dec - Decommissioning

**Table B.6 Implementation Schedule for Fisheries Measures for the IWMF at the artificial island near SKC**

| EIA Ref  | Environmental Protection Measures / Mitigation Measures  | Location / Timing | Implementation Agent                    | Implementation Stages* |   |   |     | Relevant Legislation and Guidelines | Implementation Status and Remarks |
|----------|--|-------------------|---|------------------------|---|---|-----|-------------------------------------|-----------------------------------|
|          |  |                   |   | Des                    | C | O | Dec |                                     |                                   |
| 8b.8.1.2 | <p><u>Measure to minimize loss of and disturbance on fisheries resources</u></p> <ul style="list-style-type: none"> <li>Alteration to the phasing of works, construction method, and layout plan of the IWMF at the artificial island near SKC has been made. The total fishing ground to be permanently lost due to the project has been significantly reduced from ~50 ha to ~31 ha. By adopting the current circular cells instead of the conventional seawall construction method, SS elevation would be greatly reduced, minimizing adverse impact on the health of fisheries resources.</li> </ul> | IWMF site         | Design team, contractor                 | ✓                      | ✓ |   | ✓   | EIAO-TM                             | N/A                               |
| 8b.8.1.3 | <p><u>Measure to minimize impingement and entrainment</u></p> <ul style="list-style-type: none"> <li>Provision of a screen at the water intake point for desalination plant would be essential to minimize the risk of impingement and entrainment of fisheries resources (including fish, larvae and egg) through the intake point.</li> </ul>  | IWMF site         | Design team, contractor, IW MF operator | ✓                      | ✓ | ✓ |     | EIAO-TM                             | N/A                               |

| EIA Ref             | Environmental Protection Measures / Mitigation Measures  | Location / Timing  | Implementation Agent                   | Implementation Stages* |   |   |     | Relevant Legislation and Guidelines | Implementation Status and Remarks |
|---------------------|--|--|--|------------------------|---|---|-----|-------------------------------------|-----------------------------------|
|                     |  |  |  | Des                    | C | O | Dec |                                     |                                   |
| 8b.8.1.4-8b.8.1.6   | <p><u>Measures to control water quality</u></p> <ul style="list-style-type: none"> <li>No wastewater effluent, anti-fouling agent, heavy metals and other contaminants would be released during operation phase of the Project.</li> <li>Mitigation measures recommended in the water quality impact assessment during construction and operation would serve to protect fisheries resources from indirect impacts resulted from the Project</li> </ul>  | Work site, IWMF site   | Design team, contractor, IWMF operator | ✓                      | ✓ | ✓ | ✓   | EIAO-TM                             | Implemented                       |
| 8b.8.1.7 – 8b.8.1.8 | <p><u>Additional Enhancement / Precautionary Measures</u></p> <ul style="list-style-type: none"> <li>Artificial Reefs (ARs) are proposed to be deployed within the proposed marine park under this Project as an enhancement measure for the marine habitats. This enhancement feature would bring positive impacts to the previously identified important spawning and nursery ground for fisheries resources.</li> </ul> <p><i>Release of Fish Fry at Artificial Reefs</i></p> <ul style="list-style-type: none"> <li>Release of fish fry has been proposed under this Project. The proposed deployment of ARs within the proposed marine park would provide shelter and nursery ground for the released fish fry. The frequency and quantity of fry to be released should be agreed by AFCD.</li> </ul> | Within the proposed marine park in the waters between Soko Islands and Shek Kwu Chau | Project Proponent                      | ✓                      |   | ✓ |     | EIAO-TM                             | N/A                               |

\* Des - Design, C - Construction, O – Operation, and Dec - Decommissioning

**Table B.7 Implementation Schedule for Landscape and Visual Measures for the IWMF at the artificial island near SKC**

| EIA Ref             | Environmental Protection Measures / Mitigation Measures  | Location / Timing                                  | Implementation Agent | Implementation Stages* |   |   |     | Relevant Legislation and Guidelines | Implementation Status and Remarks |
|---------------------|--|--|----------------------|------------------------|---|---|-----|-------------------------------------|-----------------------------------|
|                     |  |  |                      | Des                    | C | O | Dec |                                     |                                   |
| S10b.10<br>MLVC- 01 | Grass-hydroseeded bare soil surface and stock pile area  | Work site /<br>During construction phase           | Contractor           |                        | ✓ |   |     |                                     | N/A                               |
| S10b.10<br>MLVC-02  | <p><u>Landscape Design</u></p> <ol style="list-style-type: none"> <li>1) Early planting using fast grow trees and tall shrubs at strategic locations within site as buffer to block view corridors to the site from the VSRs, and to locally screen haul roads, excavation works and site preparation works.</li> <li>2) Use of tree species of dense tree crown to serve as visual barrier.</li> <li>3) Hard and soft landscape treatment (e.g. trees and shrubs) of open areas within development to provide a background for the outdoor containers from open view, shade and shelter, and a green appearance from surrounding viewpoints.</li> <li>4) Planting strip along the periphery of the project site.</li> <li>5) Selected tree species suitable for the coastal condition.</li> </ol> | Work site /<br>During design & construction phases | Contractor           | ✓                      | ✓ |   |     |                                     | N/A                               |

| EIA Ref            | Environmental Protection Measures / Mitigation Measures  | Location / Timing                               | Implementation Agent | Implementation Stages* |   |   |     | Relevant Legislation and Guidelines | Implementation Status and Remarks |
|--------------------|--|---|----------------------|------------------------|---|---|-----|-------------------------------------|-----------------------------------|
|                    |  |   |                      | Des                    | C | O | Dec |                                     |                                   |
| S10b.10<br>MLVC-03 | <p><u>Adoption of Natural Features of the Existing Shoreline</u></p> <p>1) Use of boulders in different sizes and with the similar textures of the existing rocky shores for the construction of breakwater and artificial shoreline in order to blend into the existing natural shoreline.</p> <p>2) Use of cellular cofferdam together with the natural boulders to form a curvature shoreline for the reclamation area to echo with the natural shoreline of SKC.</p>   | Work site / During construction phase           | Contractor           |                        | ✓ |   |     |                                     | N/A                               |
| S10b.10<br>MLVC-04 | <p><u>Greening Design (Rooftop &amp; Vertical Greening)</u></p> <p>1) Implementation of rooftop and vertical greening (vertical building envelope) along the periphery of each building block to increase the amenity value of the work, moderate temperature extremes and enhance building energy performance. The greening appearance of the building shall enhance its visual harmony with the natural surroundings as well as reduce the apparent visual mass of the structure.</p> <p>2) Sufficient space between concrete enclosure and stack to minimize heat transfer.</p> <p>3) Introduction of landscape decks at the stack to further enhance the overall natural and green concept unique for this site.</p> | Work site / During design & construction phases | Contractor           | ✓                      | ✓ |   |     |                                     | N/A                               |

| EIA Ref        | Environmental Protection Measures / Mitigation Measures  | Location / Timing  | Implementation Agent | Implementation Stages* |   |   |     | Relevant Legislation and Guidelines | Implementation Status and Remarks |
|----------------|--|--|----------------------|------------------------|---|---|-----|-------------------------------------|-----------------------------------|
|                |  |  |                      | Des                    | C | O | Dec |                                     |                                   |
| S10b.10 MVC-01 | <p><u>Visual Mitigation and Aesthetic Design</u></p> <ol style="list-style-type: none"> <li>1) Use of natural materials with recessive color to minimize the bulkiness of the building.</li> <li>2) Adoption of innovative aesthetic design to the chimney to minimize or visually mitigate the massing of the chimney so as to reduce its visual impact to the surroundings.</li> <li>3) Color of the chimney in a gradual changing manner to match with the color of the sky.</li> <li>4) Provision of observation deck for public enjoyment at the top of the chimney to diminish the feeling of chimney.</li> <li>5) Provision of sky gardens between the two stacks to allow additional greening for enhancing the aesthetic quality. Maintenance access (elevator and staircase) from the ground floor to the sky gardens will be provided to allow maintenance of the sky gardens.</li> <li>6) Integration of the visitor’s walkway with different material façade design of incinerator plant to enhance the aesthetic quality.</li> </ol> | Structures in IWMF / During design & construction phases | Contractor           | ✓                      | ✓ |   |     | N/A                                 |                                   |
| S10b.10 MVC-02 | Control of the security floodlight for construction areas at night to avoid excessive glare to the surrounding receiver.   | Work site / During construction phase                    | Contractor           |                        | ✓ |   |     | Implemented                         |                                   |

| EIA Ref         | Environmental Protection Measures / Mitigation Measures  | Location / Timing                               | Implementation Agent | Implementation Stages* |   |   |     | Relevant Legislation and Guidelines | Implementation Status and Remarks |
|-----------------|--|---|----------------------|------------------------|---|---|-----|-------------------------------------|-----------------------------------|
|                 |  |   |                      | Des                    | C | O | Dec |                                     |                                   |
| S10b.10 MVC-03  | Optimization of the construction sequence and construction programme to minimize the duration of impact.   | Work site / During design & construction phases | Contractor           | ✓                      | ✓ |   |     |                                     | Implemented                       |
| S10b.10 MVC-04  | Storage of the backfilling materials for site formation & construction materials / wastes on site at a maximum height of 2m, covered with an impermeable material of visually unobtrusive material (in earth tone).  | Work site / During construction phase           | Contractor           |                        | ✓ |   |     |                                     | N/A                               |
| S10b.10 MVC-05  | Reduction of the number of construction traffic at the site to practical minimum.  | Work site / During construction phase           | Contractor           |                        | ✓ |   |     |                                     | Implemented                       |
| S10b.10 MLVO-01 | <u>Planting Maintenance</u><br>Provision of proper planting maintenance and replacement of defective plant species on the new planting areas to enhance aesthetic and landscape quality.   | Project site / During Operation phase           | Contractor           |                        |   | ✓ |     |                                     | N/A                               |
| S10b.10 MVO-01  | <u>Environmental Education Centre</u><br>Development of an Environmental Education Center, in which regular exhibitions and lectures to promote environmental awareness and waste reduction concept would be provided, as a part of the IWMF for the general public to alleviate negative public perceptions of the development. | Project site / During Operation phase           | Contractor           |                        |   | ✓ |     |                                     | N/A                               |
| S10b.10 MVO-02  | <u>Control of Light</u><br>Control the numbers of lights and their intensity to a level that is good enough to meet the safety requirements at night but not excessive.  | Project site / During Operation phase           | Contractor           |                        |   | ✓ |     |                                     | N/A                               |

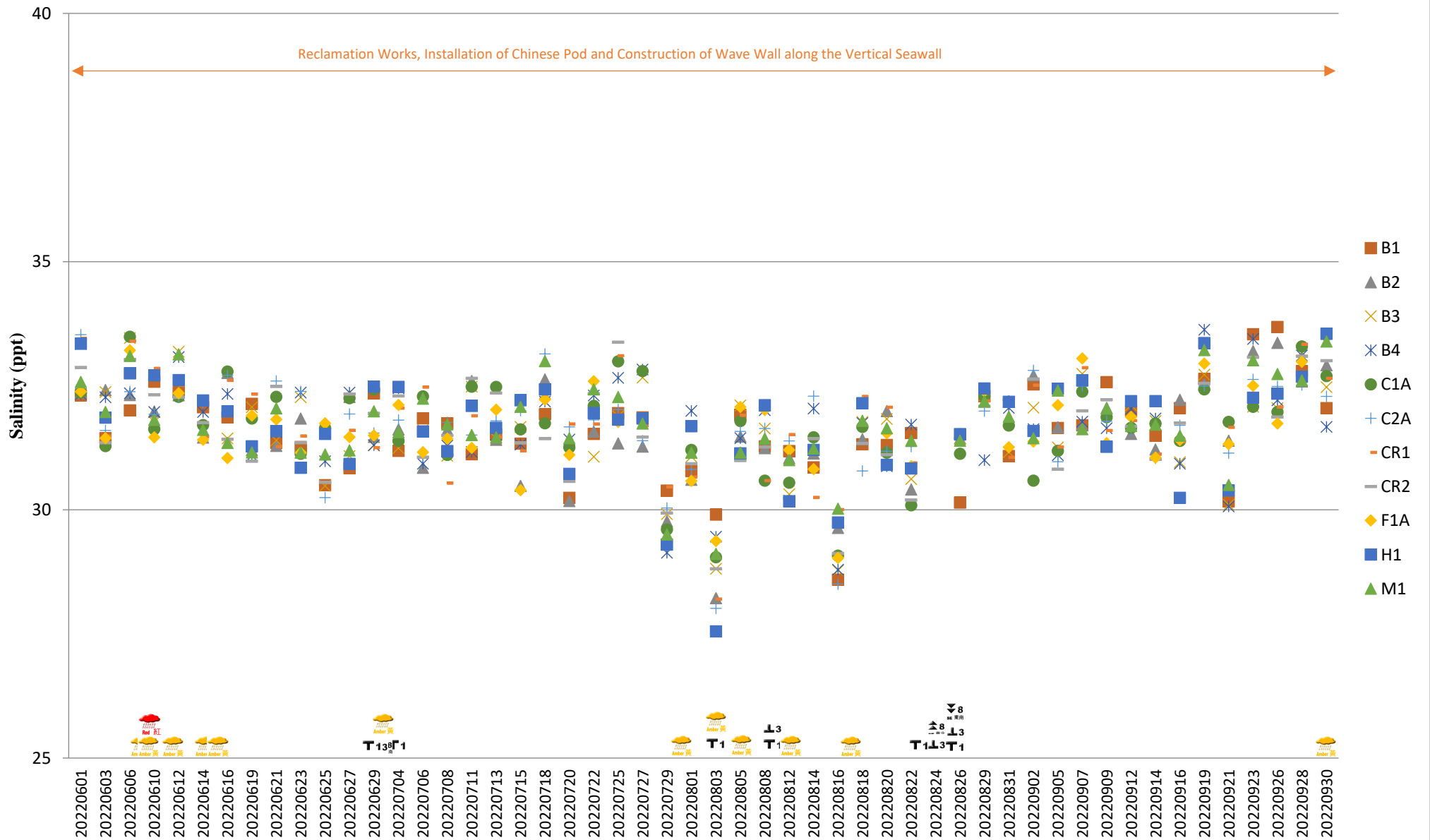
| EIA Ref           | Environmental Protection Measures / Mitigation Measures  | Location / Timing                              | Implementation Agent | Implementation Stages* |   |   |     | Relevant Legislation and Guidelines | Implementation Status and Remarks |
|-------------------|--|--|----------------------|------------------------|---|---|-----|-------------------------------------|-----------------------------------|
|                   |  |  |                      | Des                    | C | O | Dec |                                     |                                   |
| S10b.10<br>MVO-03 | <u>Control of Operation Time</u><br>Minimization of the frequency of waste transportation to practical minimum (e.g. limit the reception of MSW from 8 am to 8 pm) | Project site /<br>During<br>Operation<br>phase | Contractor           |                        |   | ✓ |     |                                     | N/A                               |

\* Des - Design, C - Construction, O – Operation, and Dec - Decommissioning



## Appendix C Water Quality Monitoring Data Trending

# Salinity (Depth-averaged) during MID-FLOOD

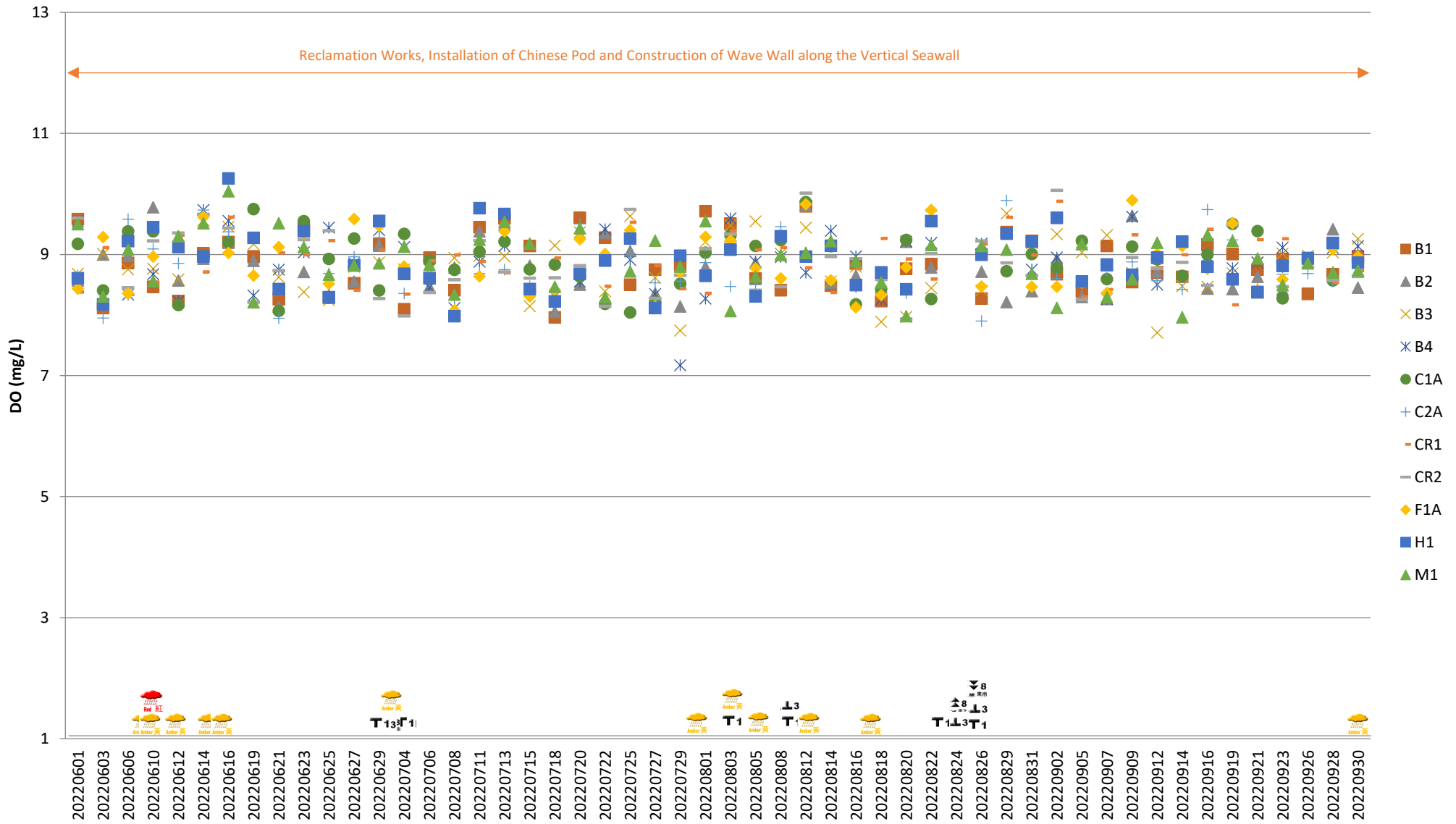








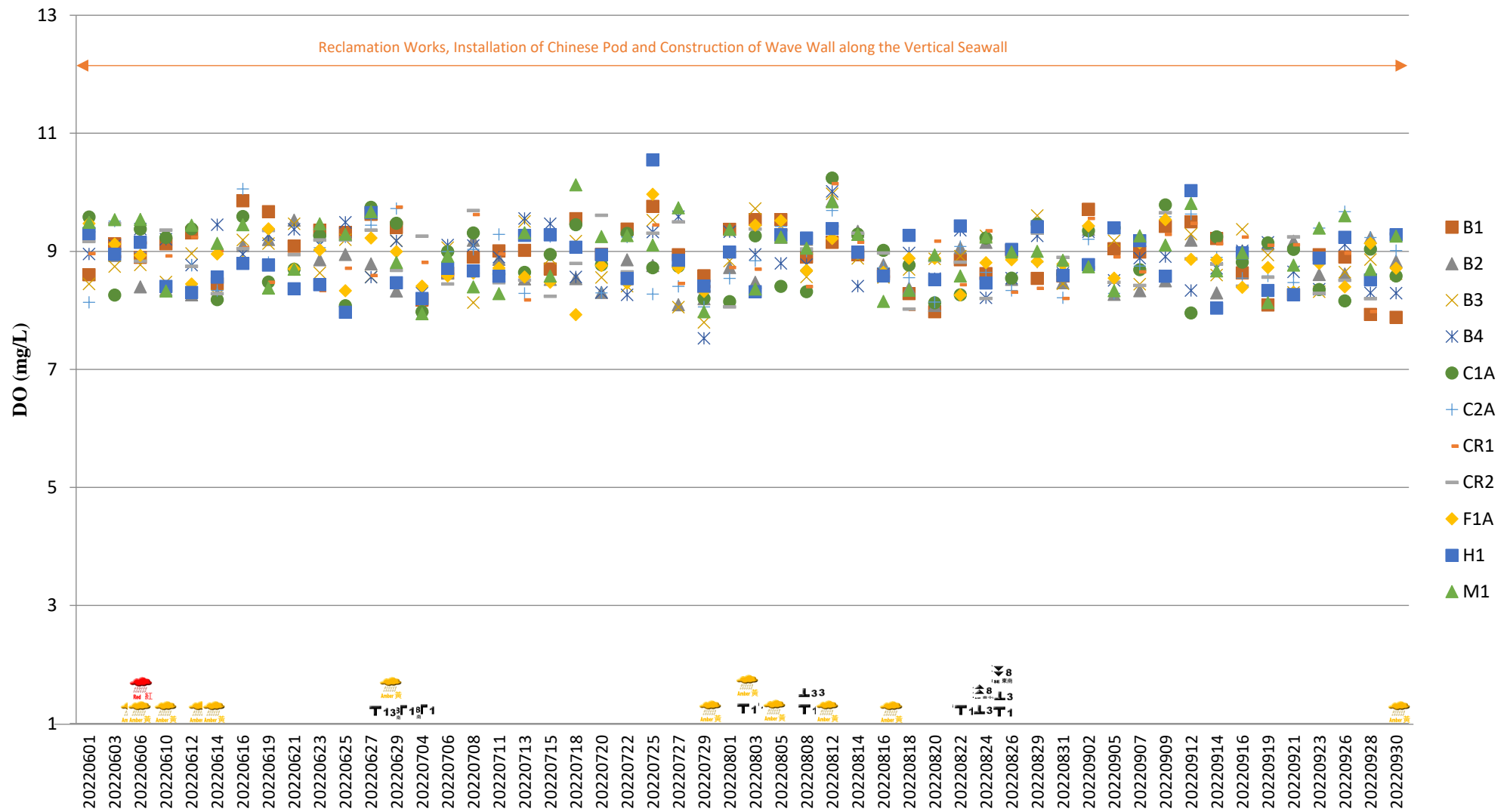
# Dissolved Oxygen (Bottom) during MID-FLOOD



Note:

1. The Action and Limit Levels of dissolved oxygen can be referred to **Table 2.3** of the quarterly EM&A report.

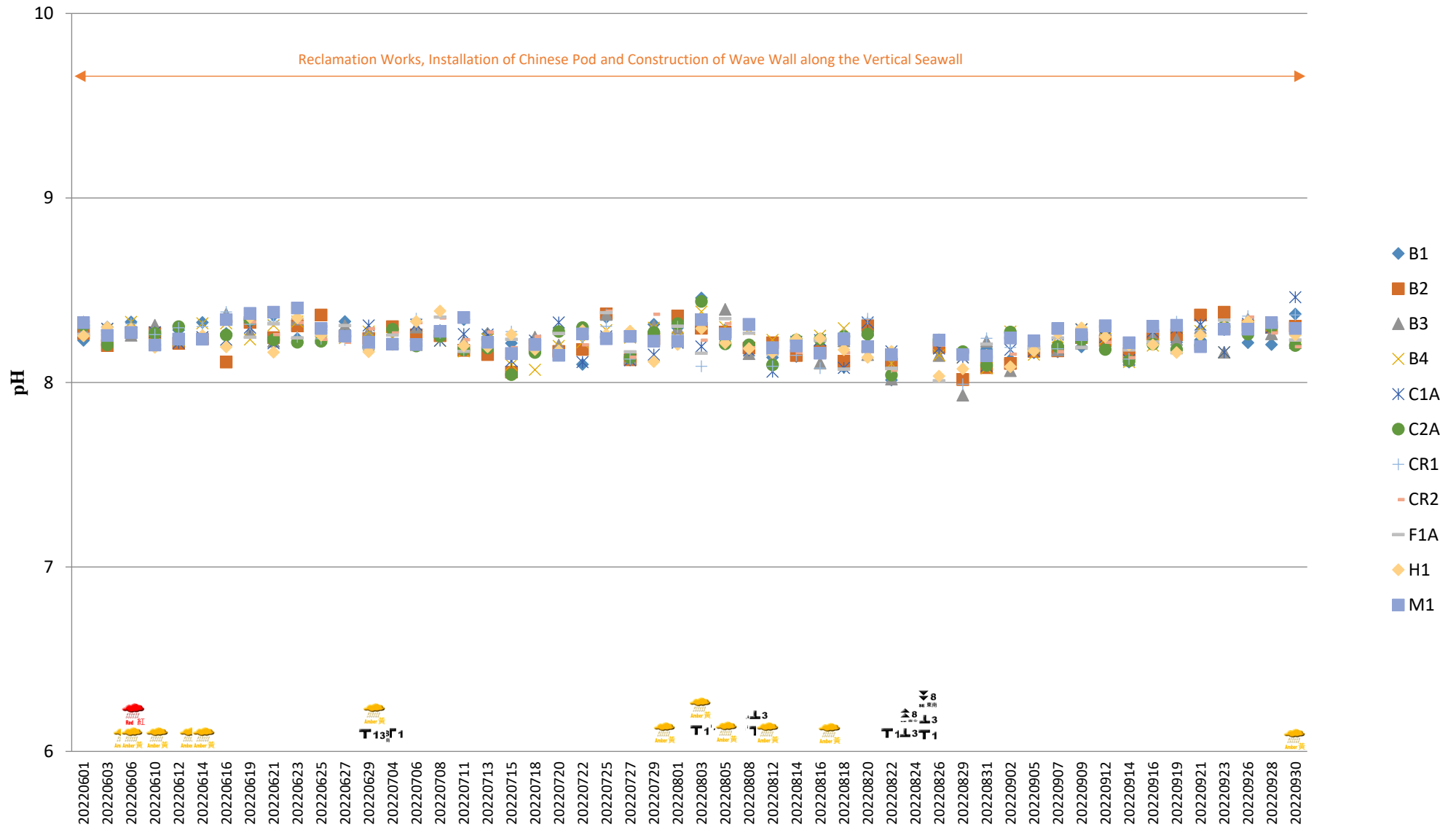
# Dissolved Oxygen (Bottom) during MID-EBB



Note:

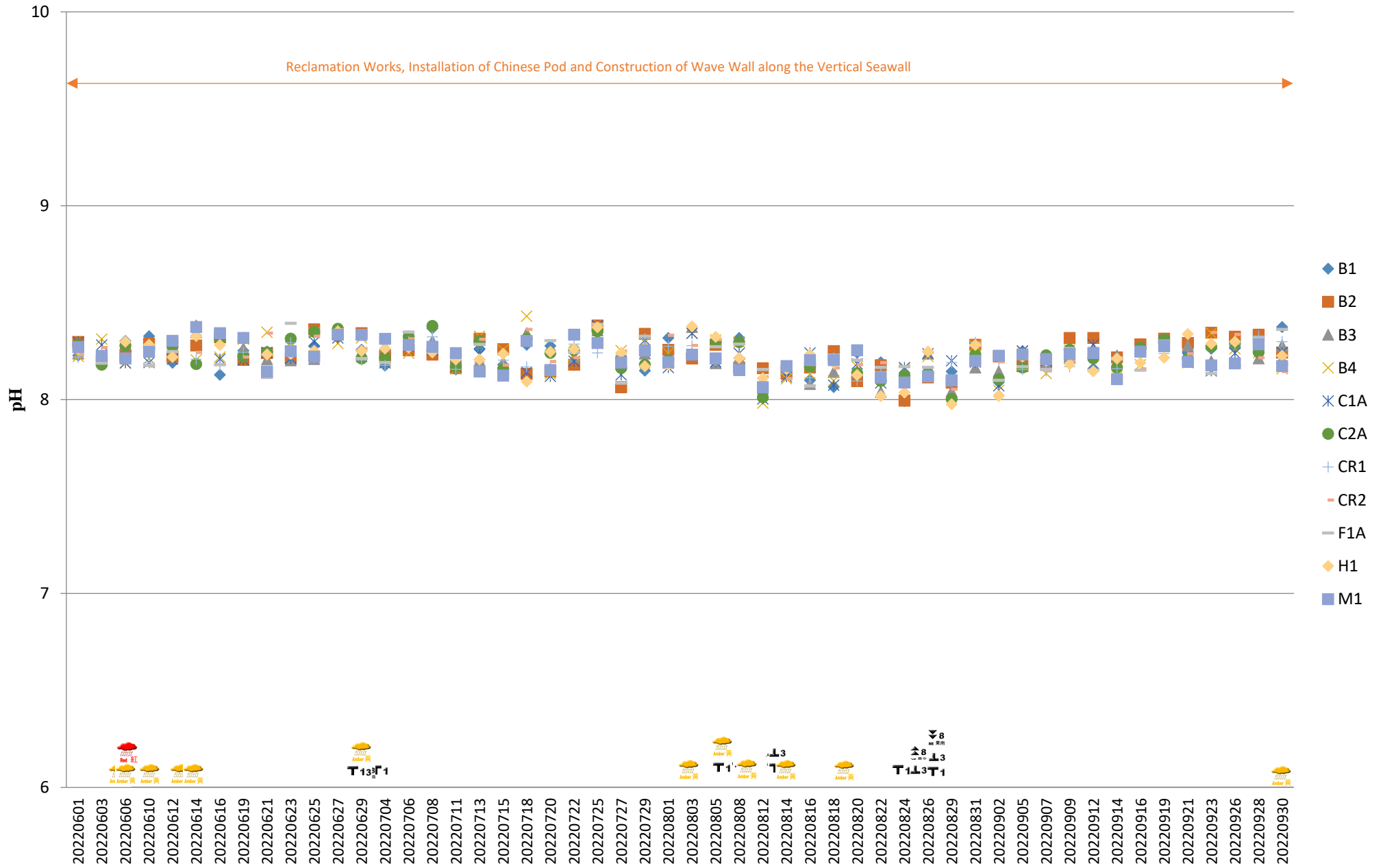
- The Action and Limit Levels of dissolved oxygen can be referred to **Table 2.3** of the quarterly EM&A report.

# pH (Depth-averaged) during MID-FLOOD

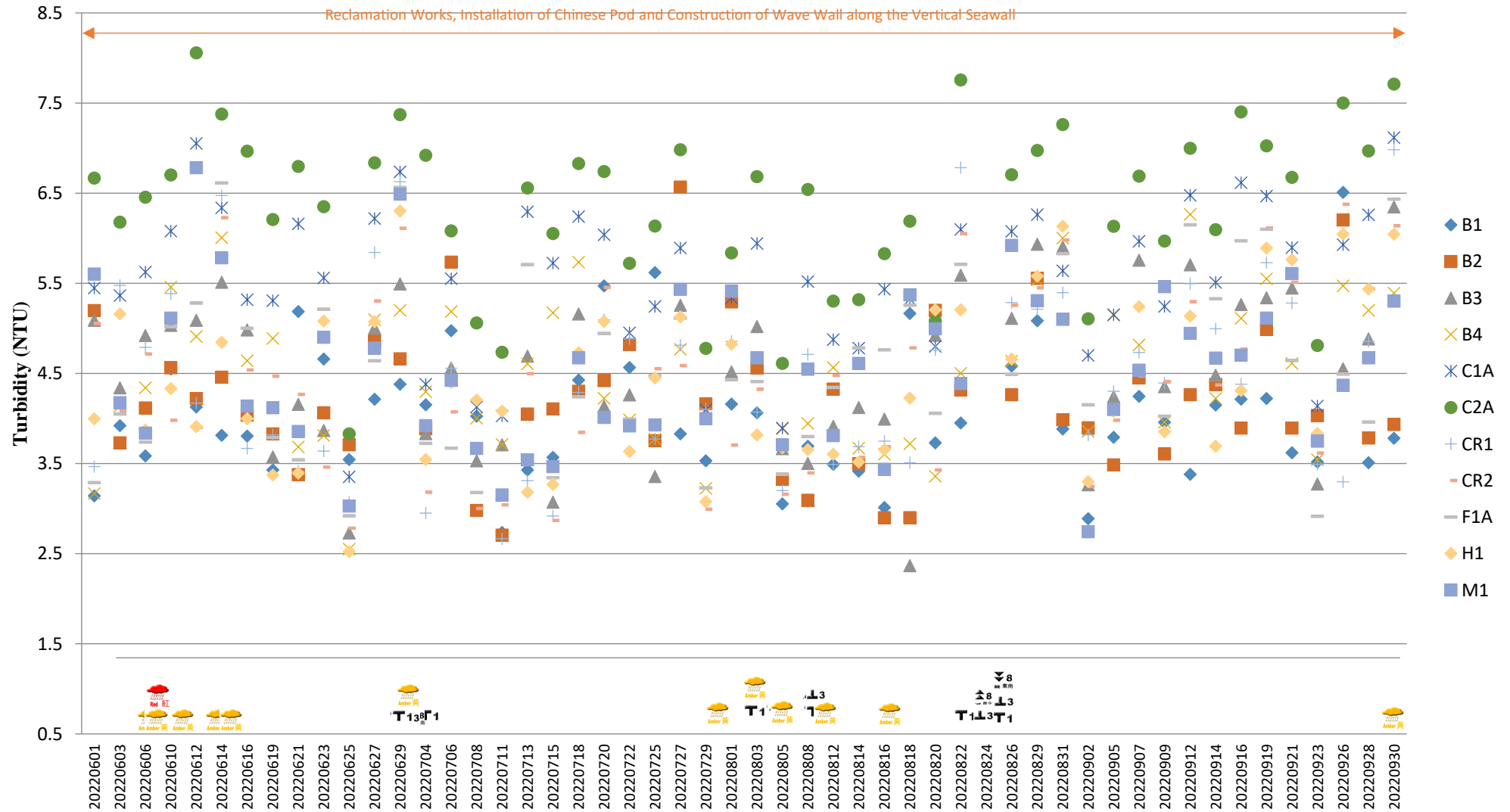




# pH (Depth-averaged) MID-EBB



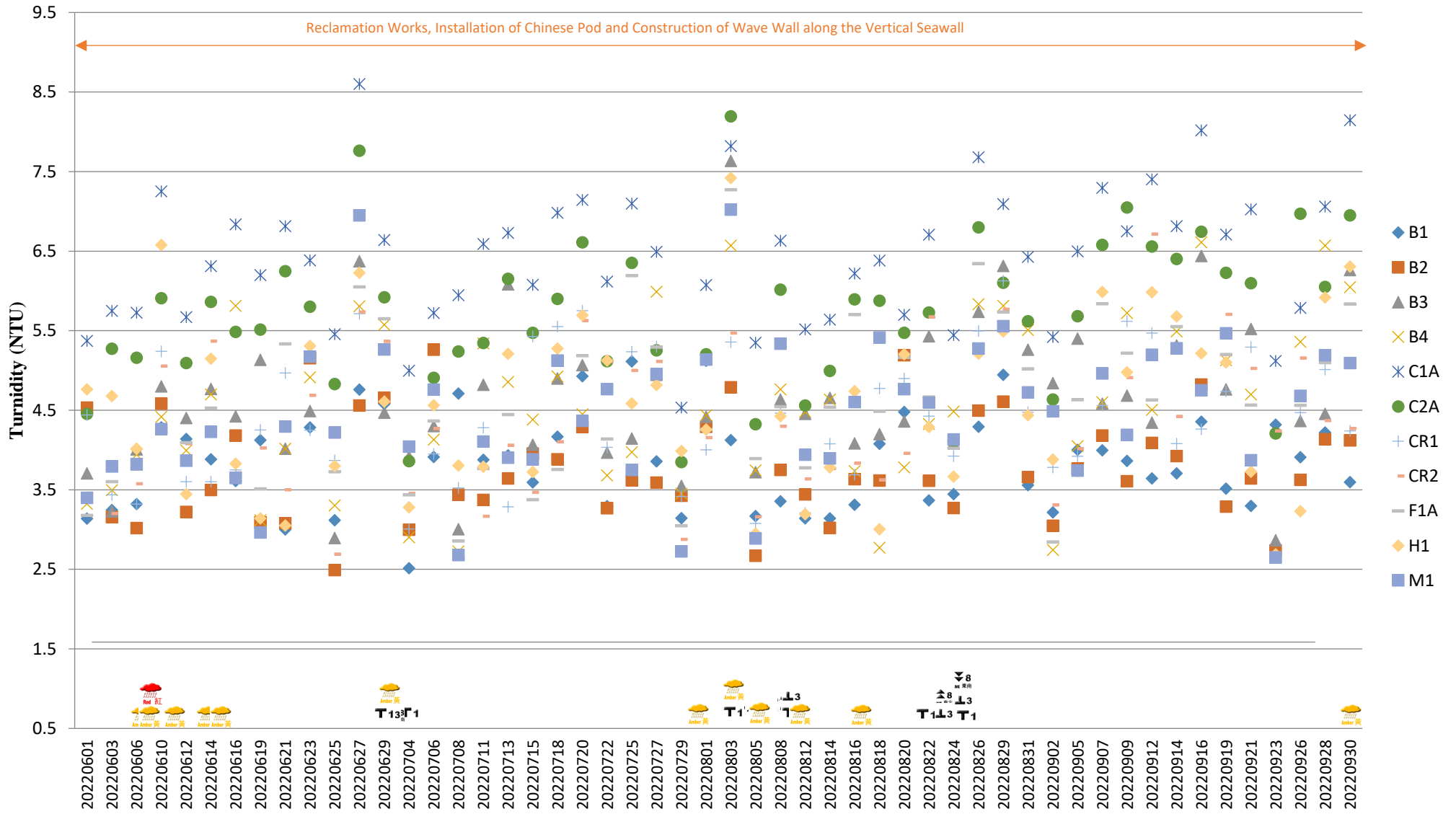
# Turbidity (Depth-averaged) during MID-FLOOD



Note:

1. The Action and Limit Levels of turbidity can be referred to **Table 2.3** of the quarterly EM&A report.

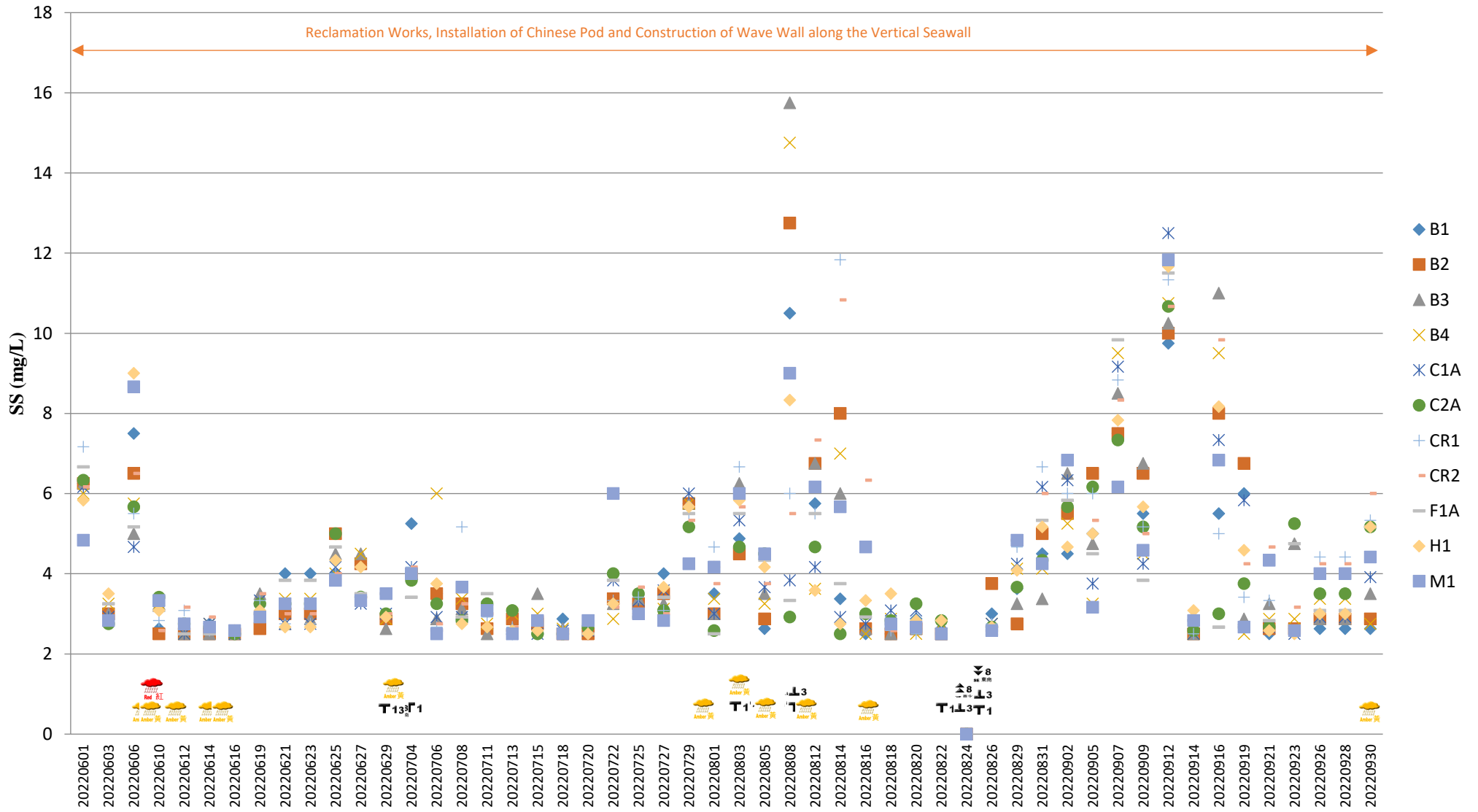
# Turbidity (Depth-averaged) during MID-EBB



Note:

1. The Action and Limit Levels of turbidity can be referred to **Table 2.3** of the quarterly EM&A report.

# Suspended Solids (Depth-averaged) during MID-FLOOD

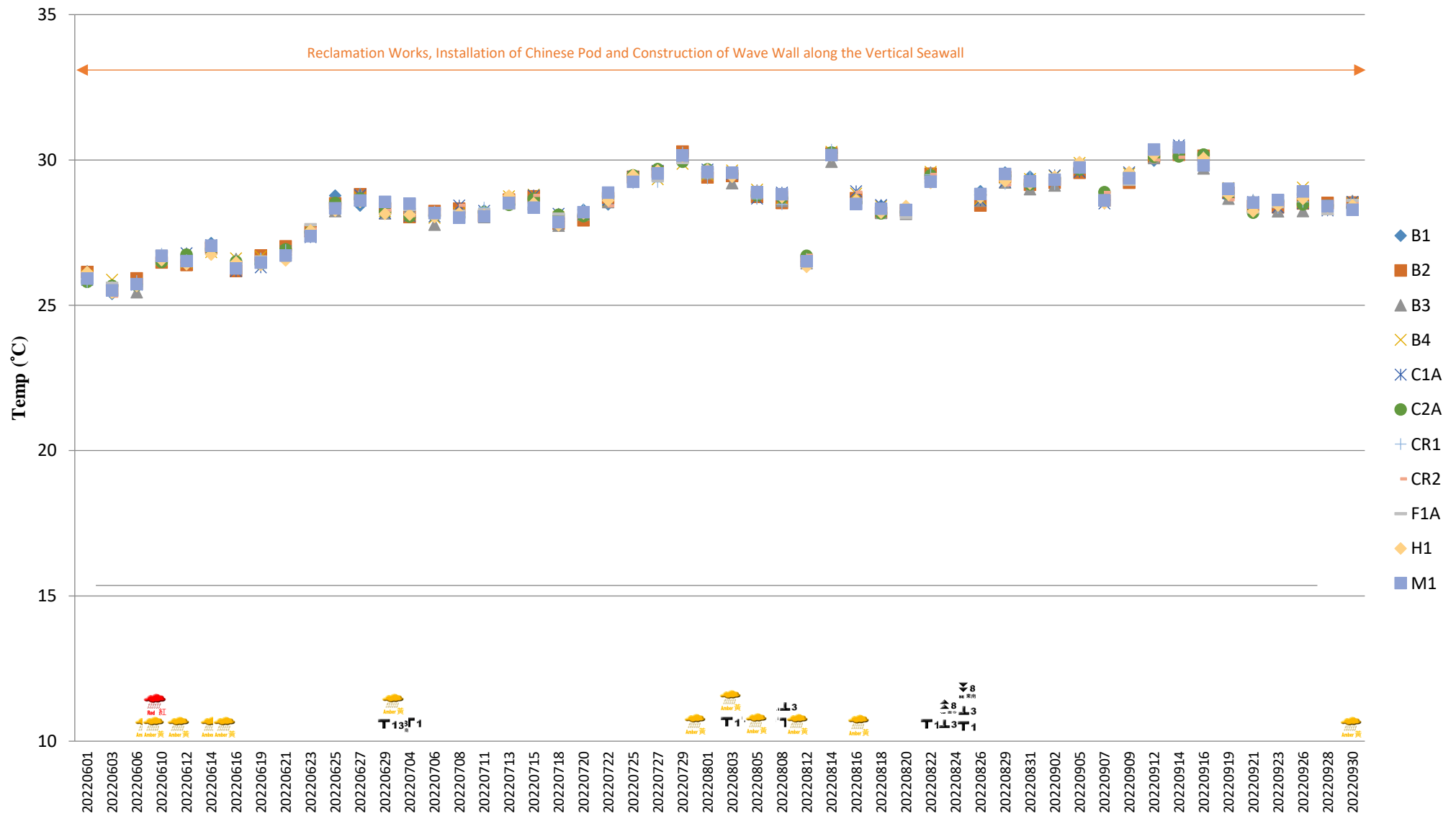


Note:

1. The Action and Limit Levels of turbidity can be referred to **Table 2.3** of the quarterly EM&A report.



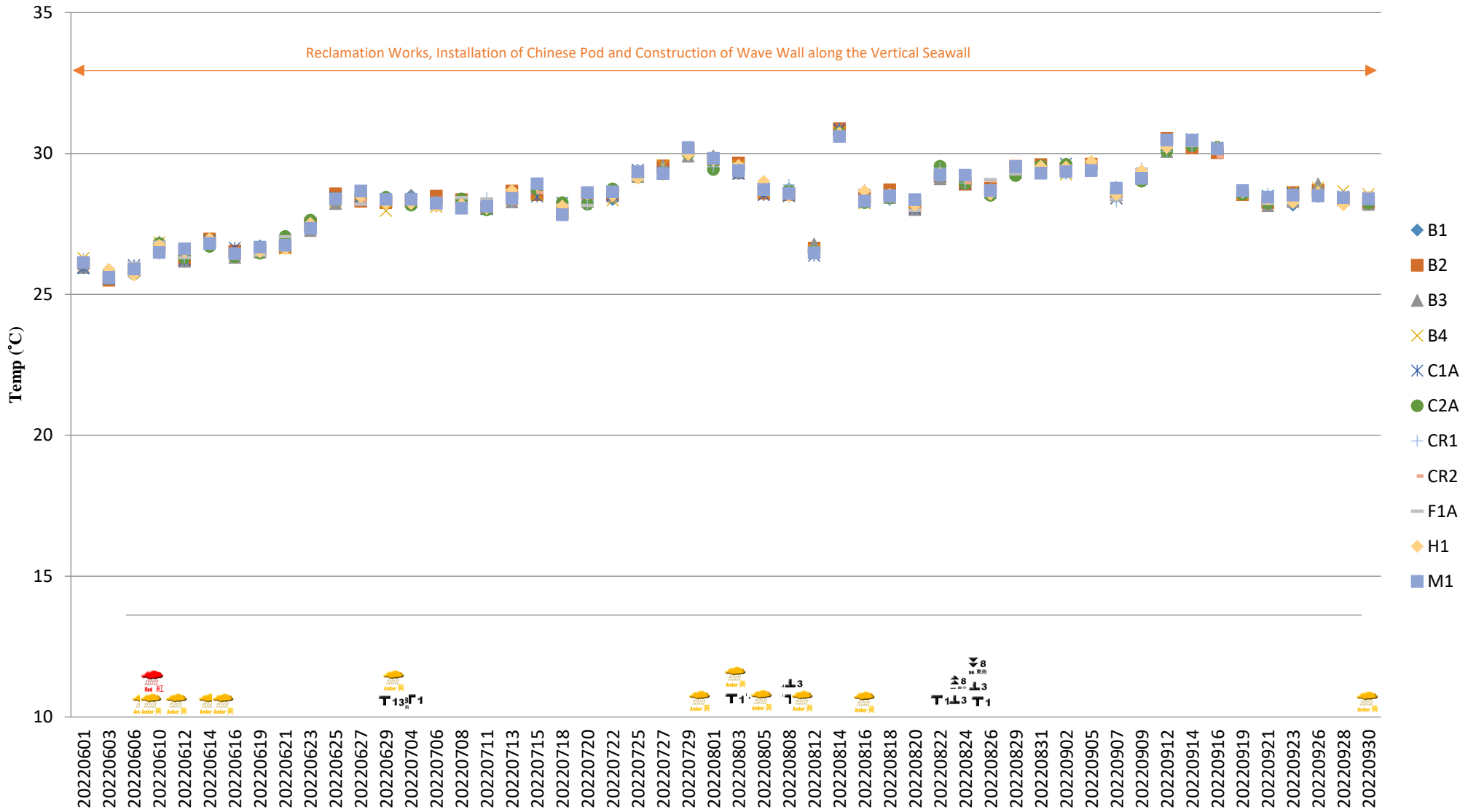
# Temperature (Depth-averaged) during MID-FLOOD



Note:

1. The Action and Limit Levels of temperature can be referred to **Table 2.3** of the quarterly EM&A report.

# Temperature (Depth-averaged) during MID-EBB



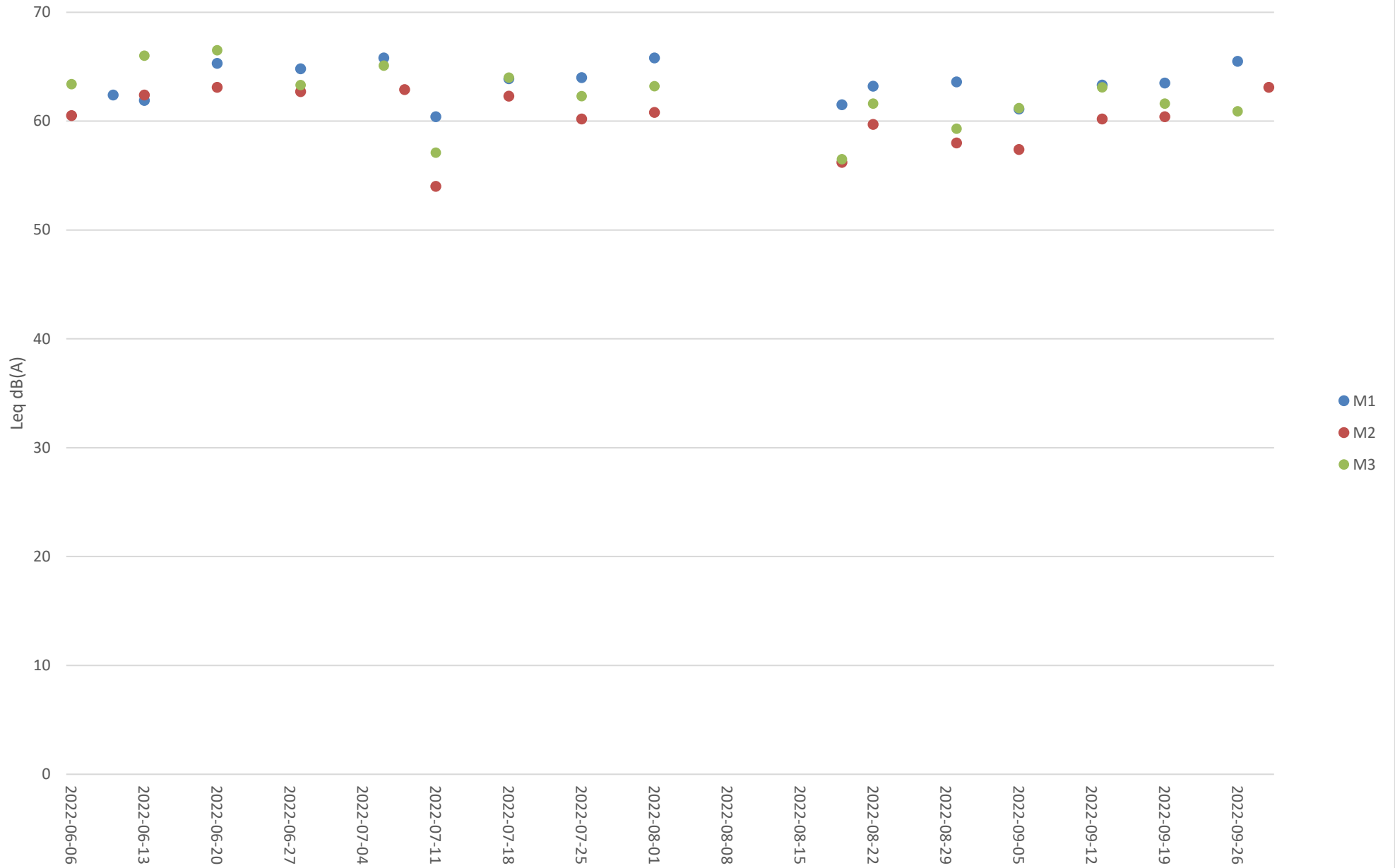
Note:

1. The Action and Limit Levels of temperature can be referred to **Table 2.3** of the quarterly EM&A report.

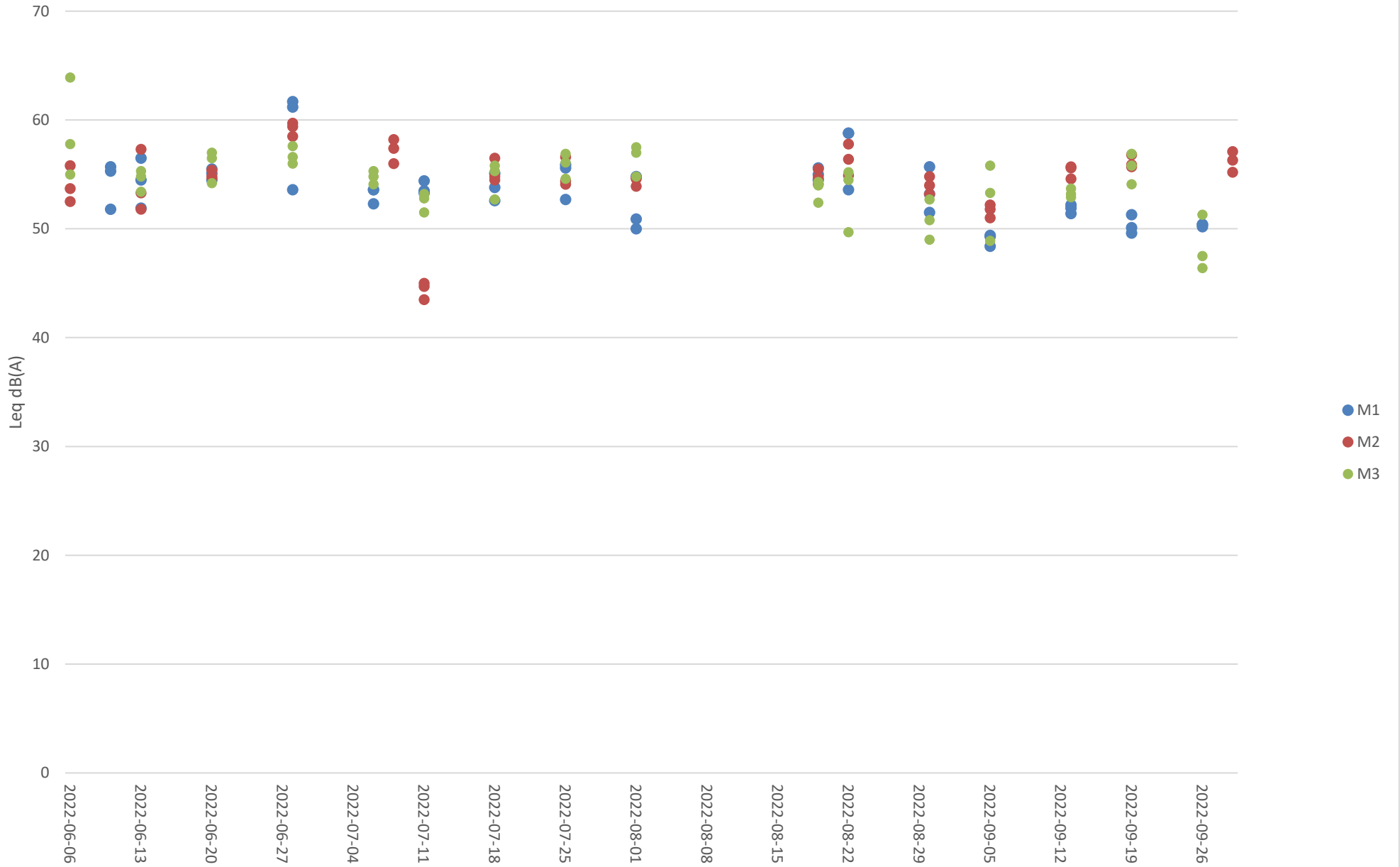
## Appendix D Noise Monitoring Data Trending



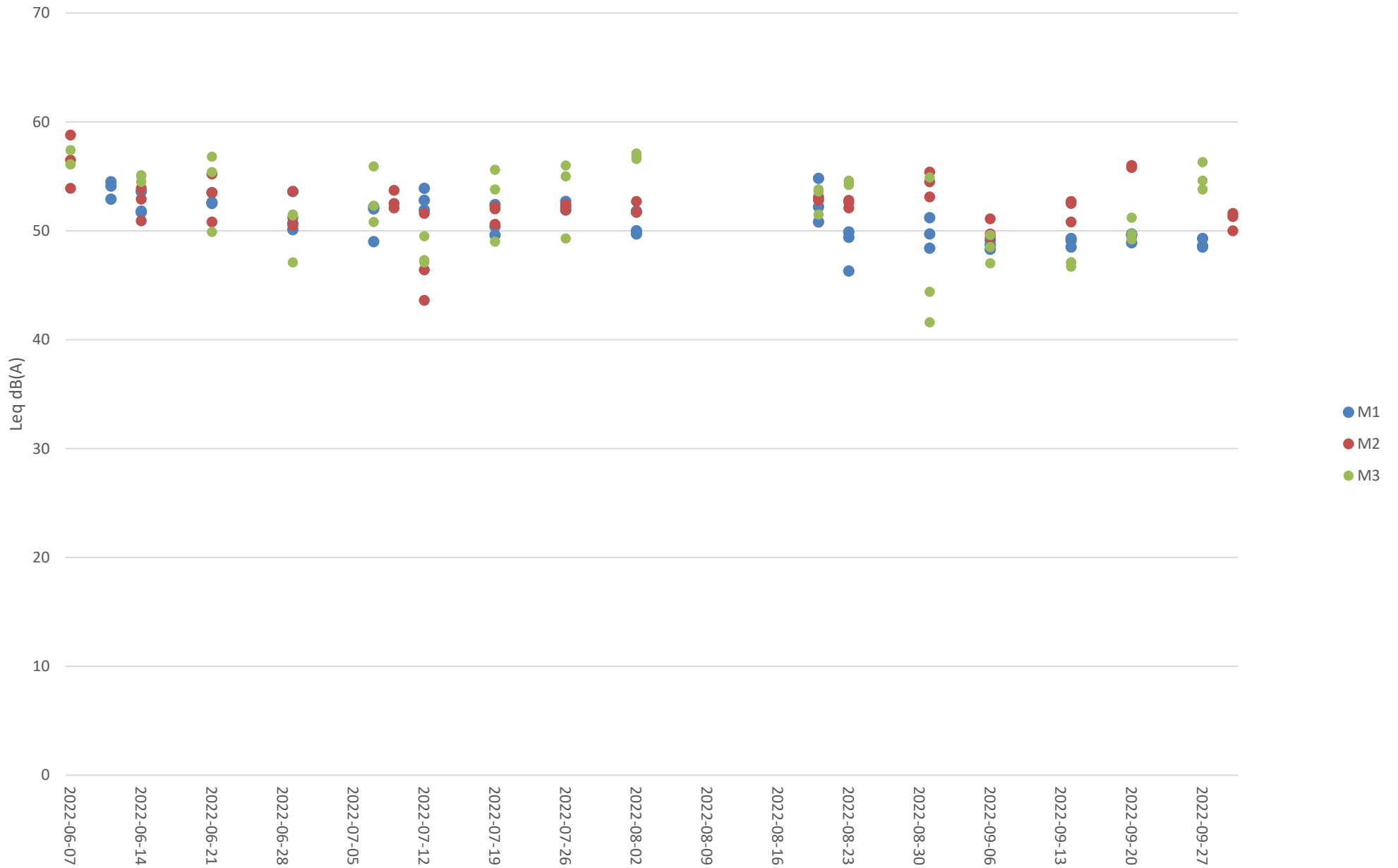
### Impact Noise Monitoring Results during Day Time (0700 - 1900 hours)



# Additional Impact Noise Monitoring Results during Evening Time (1900 - 2300 hours)



# Additional Impact Noise Monitoring Results during Night Time (2300 - 0700 hours)



**Summary of the Construction Activities Undertaken during the Reporting Period**

| Location of works | Construction activities undertaken   | Remarks on progress   |
|-------------------|--|---|
| Reclamation area  | <ul style="list-style-type: none"> <li>• Reclamation works</li> <li>• Installation of Instrumentation</li> <li>• Site Investigation works for foundation</li> <li>• Foundation works (including Driven H Pile, Socketed H Pile and Bored Pile)</li> <li>• Foundation works (Bored Pile)<sup>[1]</sup></li> <li>• Pile cap construction</li> <li>• Structural steel work</li> </ul> | <ul style="list-style-type: none"> <li>• On-going</li> <li>• On-going</li> <li>• On-going</li> <li>• On-going</li> <li>• Completed</li> <li>• On-going</li> <li>• On-going</li> </ul> |
| Seawall portion   | <ul style="list-style-type: none"> <li>• Installation of Chinese Pod</li> <li>• Caisson extension works, from +3mPD to +6mPD, at Seawall A and B</li> <li>• Construction of wave wall along the vertical seawall</li> </ul>  | <ul style="list-style-type: none"> <li>• On-going</li> <li>• On-going</li> <li>• On-going</li> </ul>  |

Note:

[1]: Foundation works (Bored Pile) were completed in August 2022.

Location: Shek Kwu Chau Treatment & Rehabilitation Centre Hostel 1 (M1 / N\_S1)

Monitoring date: 06, 11, 18, 25 July 2022 (Daytime)  
 06&07, 11&12, 18&19, 25&26 July 2022 (Evening & Night time)

Parameter :  $L_{eq\ 30min}$  (Daytime),  $L_{eq\ 5min}$  (Evening & Night time)

Noise source other than construction activities from the Project: Chirping of cicadas

Noise Monitoring Data:

| Date         | Start time |   | End time | Weather | $L_{eq\ 30min}$ dB(A) / $L_{eq\ 5min}$ dB(A) | Sound Level Meter Used      | Calibrator Used          |
|--------------|------------|---|----------|---------|--|-----------------------------|--------------------------|
| 06 July 2022 | 13:51      | - | 14:21    | Sunny   | 65.8   | SVAN 971 (Serial No. 96062) | Svantek SV33B (No.83042) |
| 06 July 2022 | 19:11      | - | 19:16    | Fine    | 53.6   | SVAN 971 (Serial No. 96062) | Svantek SV33B (No.83042) |
|              | 20:11      | - | 20:16    |         | 53.6   |                             |                          |
|              | 21:11      | - | 21:16    |         | 52.3   |                             |                          |
| 07 July 2022 | 1:31       | - | 1:36     | Fine    | 49.0   | SVAN 971 (Serial No. 96062) | Svantek SV33B (No.83042) |
|              | 3:16       | - | 3:21     |         | 52.0   |                             |                          |
|              | 5:06       | - | 5:11     |         | 52.2   |                             |                          |
| 11 July 2022 | 13:30      | - | 14:00    | Sunny   | 60.4   | SVAN 971 (Serial No. 96063) | Svantek SV33B (No.83042) |
| 11 July 2022 | 19:15      | - | 19:20    | Fine    | 53.3   | SVAN 971 (Serial No. 96063) | Svantek SV33B (No.83042) |
|              | 20:15      | - | 20:20    |         | 54.4   |                             |                          |
|              | 21:15      | - | 21:20    |         | 53.5   |                             |                          |
| 12 July 2022 | 1:20       | - | 1:25     | Fine    | 52.8   | SVAN 971 (Serial No. 96063) | Svantek SV33B (No.83042) |
|              | 3:20       | - | 3:25     |         | 51.9   |                             |                          |
|              | 5:15       | - | 5:20     |         | 53.9   |                             |                          |
| 18 July 2022 | 13:15      | - | 13:45    | Sunny   | 63.9   | SVAN 971 (Serial No. 96062) | Svantek SV33B (No.83042) |
| 18 July 2022 | 19:15      | - | 19:20    | Fine    | 52.6   | SVAN 971 (Serial No. 96062) | Svantek SV33B (No.83042) |
|              | 20:05      | - | 20:10    |         | 55.1   |                             |                          |
|              | 21:10      | - | 21:15    |         | 53.8   |                             |                          |
| 19 July 2022 | 1:20       | - | 1:25     | Fine    | 52.4   | SVAN 971 (Serial No. 96062) | Svantek SV33B (No.83042) |
|              | 3:20       | - | 3:25     |         | 49.6   |                             |                          |
|              | 5:15       | - | 5:20     |         | 50.4   |                             |                          |
| 25 July 2022 | 13:44      | - | 14:14    | Sunny   | 64.0   | SVAN 971 (Serial No. 96063) | Svantek SV33B (No.83042) |
| 25 July 2022 | 19:04      | - | 19:09    | Fine    | 55.6   | SVAN 971 (Serial No. 96063) | Svantek SV33B (No.83042) |
|              | 20:09      | - | 20:14    |         | 55.9   |                             |                          |
|              | 21:44      | - | 21:49    |         | 52.7   |                             |                          |
| 26 July 2022 | 1:14       | - | 1:19     | Fine    | 52.7   | SVAN 971 (Serial No. 96063) | Svantek SV33B (No.83042) |
|              | 3:19       | - | 3:24     |         | 52.2   |                             |                          |
|              | 5:04       | - | 5:09     |         | 51.9   |                             |                          |

Location: Shek Kwu Chau Treatment & Rehabilitation Centre Hostel 1 (M1 / N\_S1)

Monitoring date: 01, 19, 22, 29 August 2022 (Daytime)  
 01&02, 19&20, 22&23, 29&30 August 2022 (Evening & Night time)

Parameter :  $L_{eq\ 30min}$  (Daytime),  $L_{eq\ 5min}$  (Evening & Night time)

Noise source other than Nil  
 construction activities from  
 the Project:

Noise Monitoring Data:

| Date        | Start time |   | End time | Weather | $L_{eq\ 30min}$ dB(A) / $L_{eq\ 5min}$ dB(A) | Sound Level Meter Used       | Calibrator Used          |
|-------------|------------|---|----------|---------|--|------------------------------|--------------------------|
| 01 Aug 2022 | 13:04      | - | 13:34    | Sunny   | 65.8   | SVAN 971 (Serial No. 103482) | Svantek SV33B (No.83042) |
| 01 Aug 2022 | 19:24      | - | 19:29    | Fine    | 54.8   | SVAN 971 (Serial No. 103482) | Svantek SV33B (No.83042) |
|             | 20:04      | - | 20:09    |         | 50.0   |                              |                          |
|             | 21:09      | - | 21:14    |         | 50.9   |                              |                          |
| 02 Aug 2022 | 1:09       | - | 1:14     | Fine    | 51.8   | SVAN 971 (Serial No. 103482) | Svantek SV33B (No.83042) |
|             | 3:14       | - | 3:19     |         | 49.7   |                              |                          |
|             | 5:09       | - | 5:14     |         | 50.0   |                              |                          |
| 19 Aug 2022 | 11:39      | - | 12:09    | Sunny   | 61.5   | SVAN 971 (Serial No. 96063)  | Svantek SV33B (No.83042) |
| 19 Aug 2022 | 19:14      | - | 19:19    | Fine    | 54.5   | SVAN 971 (Serial No. 96063)  | Svantek SV33B (No.83042) |
|             | 20:09      | - | 20:14    |         | 55.0   |                              |                          |
|             | 21:14      | - | 21:19    |         | 55.6   |                              |                          |
| 20 Aug 2022 | 1:19       | - | 1:24     | Fine    | 54.8   | SVAN 971 (Serial No. 96063)  | Svantek SV33B (No.83042) |
|             | 3:19       | - | 3:24     |         | 50.8   |                              |                          |
|             | 5:14       | - | 5:19     |         | 52.2   |                              |                          |
| 22 Aug 2022 | 13:21      | - | 13:51    | Sunny   | 63.2   | SVAN 971 (Serial No. 103482) | Svantek SV33B (No.83042) |
| 22 Aug 2022 | 19:21      | - | 19:26    | Fine    | 58.8   | SVAN 971 (Serial No. 103482) | Svantek SV33B (No.83042) |
|             | 20:11      | - | 20:16    |         | 53.6   |                              |                          |
|             | 21:06      | - | 21:11    |         | 58.8   |                              |                          |
| 23 Aug 2022 | 1:16       | - | 1:21     | Fine    | 49.9   | SVAN 971 (Serial No. 103482) | Svantek SV33B (No.83042) |
|             | 3:16       | - | 3:21     |         | 46.3   |                              |                          |
|             | 5:11       | - | 5:16     |         | 49.4   |                              |                          |
| 29 Aug 2022 | 13:26      | - | 13:56    | Sunny   | 63.6   | SVAN 971 (Serial No. 103482) | Svantek SV33B (No.83042) |
| 30 Aug 2022 | 19:06      | - | 19:11    | Fine    | 55.7   | SVAN 971 (Serial No. 103482) | Svantek SV33B (No.83042) |
|             | 20:11      | - | 20:16    |         | 53.2   |                              |                          |
|             | 21:16      | - | 21:21    |         | 51.5   |                              |                          |
| 30 Aug 2022 | 1:16       | - | 1:21     | Fine    | 48.4   | SVAN 971 (Serial No. 103482) | Svantek SV33B (No.83042) |
|             | 3:16       | - | 3:21     |         | 49.7   |                              |                          |
|             | 5:06       | - | 5:11     |         | 51.2   |                              |                          |

Location: Shek Kwu Chau Treatment & Rehabilitation Centre Hostel 1 (M1 / N\_S1)

Monitoring date: 05, 13, 19, 26 September 2022 (Daytime)

05&06, 13&14, 19&20, 26&27 September 2022 (Evening & Night time)

Parameter :  $L_{eq\ 30min}$  (Daytime),  $L_{eq\ 5min}$  (Evening & Night time)

Noise source other than Nil  
construction activities from  
the Project:

Noise Monitoring Data:

| Date        | Start time |   | End time | Weather | $L_{eq\ 30min}$ dB(A) / $L_{eq\ 5min}$ dB(A) | Sound Level Meter Used       | Calibrator Used          |
|-------------|------------|---|----------|---------|--|------------------------------|--------------------------|
| 05 Sep 2022 | 13:07      | - | 13:37    | Sunny   | 61.1   | SVAN 971 (Serial No. 96063)  | Svantek SV33B (No.83042) |
| 05 Sep 2022 | 19:07      | - | 19:12    | Fine    | 49.4   | SVAN 971 (Serial No. 96063)  | Svantek SV33B (No.83042) |
|             | 20:12      | - | 20:17    |         | 49.3   |                              |                          |
|             | 21:17      | - | 21:22    |         | 48.4   |                              |                          |
| 06 Sep 2022 | 1:02       | - | 1:07     | Fine    | 48.7   | SVAN 971 (Serial No. 96063)  | Svantek SV33B (No.83042) |
|             | 3:12       | - | 3:17     |         | 48.3   |                              |                          |
|             | 5:22       | - | 5:27     |         | 49.1   |                              |                          |
| 13 Sep 2022 | 13:23      | - | 13:53    | Sunny   | 63.3   | SVAN 971 (Serial No. 96062)  | Rion NC-75 (No.34724244) |
| 13 Sep 2022 | 19:08      | - | 19:13    | Fine    | 51.9   | SVAN 971 (Serial No. 96062)  | Rion NC-75 (No.34724244) |
|             | 20:13      | - | 20:18    |         | 52.2   |                              |                          |
|             | 21:08      | - | 21:13    |         | 51.4   |                              |                          |
| 14 Sep 2022 | 1:13       | - | 1:18     | Fine    | 49.1   | SVAN 971 (Serial No. 96062)  | Rion NC-75 (No.34724244) |
|             | 3:08       | - | 3:13     |         | 48.5   |                              |                          |
|             | 5:08       | - | 5:13     |         | 49.3   |                              |                          |
| 19 Sep 2022 | 13:34      | - | 14:04    | Sunny   | 63.5   | SVAN 971 (Serial No. 96063)  | Rion NC-75 (No.34724244) |
| 19 Sep 2022 | 19:09      | - | 19:14    | Fine    | 51.3   | SVAN 971 (Serial No. 96063)  | Rion NC-75 (No.34724244) |
|             | 20:14      | - | 20:19    |         | 49.6   |                              |                          |
|             | 21:09      | - | 21:14    |         | 50.1   |                              |                          |
| 20 Sep 2022 | 1:09       | - | 1:14     | Fine    | 48.9   | SVAN 971 (Serial No. 96063)  | Rion NC-75 (No.34724244) |
|             | 3:09       | - | 3:14     |         | 49.6   |                              |                          |
|             | 5:09       | - | 5:14     |         | 49.7   |                              |                          |
| 26 Sep 2022 | 13:42      | - | 14:12    | Sunny   | 65.5   | SVAN 971 (Serial No. 103482) | Rion NC-75 (No.34724244) |
| 26 Sep 2022 | 19:07      | - | 19:12    | Fine    | 50.4   | SVAN 971 (Serial No. 103482) | Rion NC-75 (No.34724244) |
|             | 20:12      | - | 20:17    |         | 50.2   |                              |                          |
|             | 21:02      | - | 21:07    |         | 50.4   |                              |                          |
| 27 Sep 2022 | 1:17       | - | 1:22     | Fine    | 48.6   | SVAN 971 (Serial No. 103482) | Rion NC-75 (No.34724244) |
|             | 3:07       | - | 3:12     |         | 49.3   |                              |                          |
|             | 5:07       | - | 5:12     |         | 48.5   |                              |                          |

Location: Shek Kwu Chau Treatment & Rehabilitation Centre Hostel 2 (M2 / N\_S2)

Monitoring date: 08, 11, 18, 25 July 2022 (Daytime)  
08&09, 11&12, 18&19, 25&26 July 2022 (Evening & Night time)

Parameter :  $L_{eq\ 30min}$  (Daytime),  $L_{eq\ 5min}$  (Evening & Night time)

Noise source other than Chirping of cicadas  
construction activities from  
the Project:

Noise Monitoring Data:

| Date         | Start time |   | End time | Weather | $L_{eq\ 30min}$ dB(A) / $L_{eq\ 5min}$ dB(A) | Sound Level Meter Used       | Calibrator Used          |
|--------------|------------|---|----------|---------|--|------------------------------|--------------------------|
| 08 July 2022 | 13:56      | - | 14:26    | Sunny   | 62.9   | SVAN 971 (Serial No. 96063)  | Svantek SV33B (No.83042) |
| 08 July 2022 | 19:16      | - | 19:21    | Fine    | 57.4   | SVAN 971 (Serial No. 96063)  | Svantek SV33B (No.83042) |
|              | 20:11      | - | 20:16    |         | 58.2   |                              |                          |
|              | 21:21      | - | 21:26    |         | 56.0   |                              |                          |
| 09 July 2022 | 1:16       | - | 1:21     | Fine    | 52.1   | SVAN 971 (Serial No. 96063)  | Svantek SV33B (No.83042) |
|              | 3:16       | - | 3:21     |         | 52.5   |                              |                          |
|              | 5:11       | - | 5:16     |         | 53.7   |                              |                          |
| 11 July 2022 | 11:08      | - | 11:38    | Sunny   | 54.0   | SVAN 971 (Serial No. 77731)  | Svantek SV33B (No.83042) |
| 11 July 2022 | 19:18      | - | 19:23    | Fine    | 45.0   | SVAN 971 (Serial No. 77731)  | Svantek SV33B (No.83042) |
|              | 20:13      | - | 20:18    |         | 44.7   |                              |                          |
|              | 21:18      | - | 21:23    |         | 43.5   |                              |                          |
| 12 July 2022 | 1:23       | - | 1:28     | Fine    | 43.6   | SVAN 971 (Serial No. 77731)  | Svantek SV33B (No.83042) |
|              | 3:08       | - | 3:13     |         | 46.4   |                              |                          |
|              | 5:18       | - | 5:23     |         | 51.6   |                              |                          |
| 18 July 2022 | 13:21      | - | 13:51    | Sunny   | 62.3   | SVAN 971 (Serial No. 103482) | Svantek SV33B (No.83042) |
| 18 July 2022 | 19:16      | - | 19:21    | Fine    | 54.8   | SVAN 971 (Serial No. 103482) | Svantek SV33B (No.83042) |
|              | 20:11      | - | 20:16    |         | 56.5   |                              |                          |
|              | 21:31      | - | 21:36    |         | 54.5   |                              |                          |
| 19 July 2022 | 1:16       | - | 1:21     | Fine    | 52.0   | SVAN 971 (Serial No. 103482) | Svantek SV33B (No.83042) |
|              | 3:06       | - | 3:11     |         | 50.6   |                              |                          |
|              | 5:11       | - | 5:16     |         | 52.2   |                              |                          |
| 25 July 2022 | 13:24      | - | 13:54    | Sunny   | 60.2   | SVAN 971 (Serial No. 103482) | Svantek SV33B (No.83042) |
| 25 July 2022 | 19:19      | - | 19:24    | Fine    | 54.1   | SVAN 971 (Serial No. 103482) | Svantek SV33B (No.83042) |
|              | 20:14      | - | 20:19    |         | 56.6   |                              |                          |
|              | 21:44      | - | 21:49    |         | 54.4   |                              |                          |
| 26 July 2022 | 1:14       | - | 1:19     | Fine    | 52.4   | SVAN 971 (Serial No. 103482) | Svantek SV33B (No.83042) |
|              | 3:19       | - | 3:24     |         | 51.9   |                              |                          |
|              | 5:04       | - | 5:09     |         | 52.4   |                              |                          |



Location: Shek Kwu Chau Treatment & Rehabilitation Centre Hostel 2 (M2 / N\_S2)

Monitoring date: 01, 19, 22, 29 August 2022 (Daytime)  
 01&02, 19&20, 22&23, 29&30 August 2022 (Evening & Night time)

Parameter :  $L_{eq\ 30min}$  (Daytime),  $L_{eq\ 5min}$  (Evening & Night time)

Noise source other than Nil  
 construction activities from  
 the Project:

Noise Monitoring Data:

| Date        | Start time |   | End time | Weather | $L_{eq\ 30min}$ dB(A) / $L_{eq\ 5min}$ dB(A) | Sound Level Meter Used      | Calibrator Used          |
|-------------|------------|---|----------|---------|--|-----------------------------|--------------------------|
| 01 Aug 2022 | 13:15      | - | 13:45    | Sunny   | 60.8   | SVAN 971 (Serial No. 96063) | Svantek SV33B (No.83042) |
| 01 Aug 2022 | 19:05      | - | 19:10    | Fine    | 53.9   | SVAN 971 (Serial No. 96063) | Svantek SV33B (No.83042) |
|             | 20:05      | - | 20:10    |         | 54.6   |                             |                          |
|             | 21:05      | - | 21:10    |         | 54.7   |                             |                          |
| 02 Aug 2022 | 1:10       | - | 1:15     | Fine    | 51.7   | SVAN 971 (Serial No. 96063) | Svantek SV33B (No.83042) |
|             | 3:05       | - | 3:10     |         | 51.7   |                             |                          |
|             | 5:10       | - | 5:15     |         | 52.7   |                             |                          |
| 19 Aug 2022 | 11:45      | - | 12:15    | Sunny   | 56.2   | SVAN 971 (Serial No. 96062) | Svantek SV33B (No.83042) |
| 19 Aug 2022 | 19:15      | - | 19:20    | Fine    | 54.1   | SVAN 971 (Serial No. 96062) | Svantek SV33B (No.83042) |
|             | 20:20      | - | 20:25    |         | 54.7   |                             |                          |
|             | 21:05      | - | 21:10    |         | 55.5   |                             |                          |
| 20 Aug 2022 | 1:15       | - | 1:20     | Fine    | 53.1   | SVAN 971 (Serial No. 96062) | Svantek SV33B (No.83042) |
|             | 3:15       | - | 3:20     |         | 52.8   |                             |                          |
|             | 5:20       | - | 5:25     |         | 52.9   |                             |                          |
| 22 Aug 2022 | 13:24      | - | 13:54    | Sunny   | 59.7   | SVAN 971 (Serial No. 96062) | Svantek SV33B (No.83042) |
| 22 Aug 2022 | 19:09      | - | 19:14    | Fine    | 57.8   | SVAN 971 (Serial No. 96062) | Svantek SV33B (No.83042) |
|             | 20:14      | - | 20:19    |         | 54.9   |                             |                          |
|             | 21:04      | - | 21:09    |         | 56.4   |                             |                          |
| 23 Aug 2022 | 1:14       | - | 1:19     | Fine    | 52.8   | SVAN 971 (Serial No. 96062) | Svantek SV33B (No.83042) |
|             | 3:14       | - | 3:19     |         | 52.1   |                             |                          |
|             | 5:14       | - | 5:19     |         | 52.6   |                             |                          |
| 29 Aug 2022 | 13:12      | - | 13:42    | Sunny   | 58.0   | SVAN 971 (Serial No. 96063) | Svantek SV33B (No.83042) |
| 30 Aug 2022 | 19:07      | - | 19:12    | Fine    | 53.2   | SVAN 971 (Serial No. 96063) | Svantek SV33B (No.83042) |
|             | 20:07      | - | 20:12    |         | 54.0   |                             |                          |
|             | 21:22      | - | 21:27    |         | 54.8   |                             |                          |
| 30 Aug 2022 | 1:02       | - | 1:07     | Fine    | 53.1   | SVAN 971 (Serial No. 96063) | Svantek SV33B (No.83042) |
|             | 3:37       | - | 3:42     |         | 54.5   |                             |                          |
|             | 5:27       | - | 5:32     |         | 55.4   |                             |                          |

Location: Shek Kwu Chau Treatment & Rehabilitation Centre Hostel 2 (M2 / N\_S2)

Monitoring date: 05, 13, 19, 29 September 2022 (Daytime)  
 05&06, 13&14, 19&20, 29&30 September 2022 (Evening & Night time)

Parameter :  $L_{eq\ 30min}$  (Daytime),  $L_{eq\ 5min}$  (Evening & Night time)

Noise source other than Nil  
 construction activities from  
 the Project:

Noise Monitoring Data:

| Date        | Start time |   | End time | Weather | $L_{eq\ 30min}$ dB(A) / $L_{eq\ 5min}$ dB(A) | Sound Level Meter Used       | Calibrator Used          |
|-------------|------------|---|----------|---------|--|------------------------------|--------------------------|
| 05 Sep 2022 | 13:20      | - | 13:50    | Sunny   | 57.4   | SVAN 971 (Serial No. 96062)  | Svantek SV33B (No.83042) |
| 05 Sep 2022 | 19:05      | - | 19:10    | Fine    | 51.8   | SVAN 971 (Serial No. 96062)  | Svantek SV33B (No.83042) |
|             | 20:05      | - | 20:10    |         | 51.0   |                              |                          |
|             | 21:05      | - | 21:10    |         | 52.2   |                              |                          |
| 06 Sep 2022 | 1:20       | - | 1:25     | Fine    | 49.7   | SVAN 971 (Serial No. 96062)  | Svantek SV33B (No.83042) |
|             | 3:10       | - | 3:15     |         | 49.4   |                              |                          |
|             | 5:10       | - | 5:15     |         | 51.1   |                              |                          |
| 13 Sep 2022 | 13:33      | - | 14:03    | Sunny   | 60.2   | SVAN 971 (Serial No. 103482) | Rion NC-75 (No.34724244) |
| 13 Sep 2022 | 19:03      | - | 19:08    | Fine    | 55.7   | SVAN 971 (Serial No. 103482) | Rion NC-75 (No.34724244) |
|             | 20:03      | - | 20:08    |         | 55.6   |                              |                          |
|             | 21:08      | - | 21:13    |         | 54.6   |                              |                          |
| 14 Sep 2022 | 1:13       | - | 1:18     | Fine    | 52.7   | SVAN 971 (Serial No. 103482) | Rion NC-75 (No.34724244) |
|             | 3:08       | - | 3:13     |         | 50.8   |                              |                          |
|             | 5:03       | - | 5:08     |         | 52.5   |                              |                          |
| 19 Sep 2022 | 13:20      | - | 13:50    | Sunny   | 60.4   | SVAN 971 (Serial No. 96062)  | Rion NC-75 (No.34724244) |
| 19 Sep 2022 | 19:10      | - | 19:15    | Fine    | 55.7   | SVAN 971 (Serial No. 96062)  | Rion NC-75 (No.34724244) |
|             | 20:10      | - | 20:15    |         | 55.9   |                              |                          |
|             | 21:10      | - | 21:15    |         | 56.8   |                              |                          |
| 20 Sep 2022 | 1:15       | - | 1:20     | Fine    | 55.9   | SVAN 971 (Serial No. 96062)  | Rion NC-75 (No.34724244) |
|             | 3:15       | - | 3:20     |         | 56.0   |                              |                          |
|             | 5:10       | - | 5:15     |         | 55.8   |                              |                          |
| 29 Sep 2022 | 13:47      | - | 14:17    | Sunny   | 63.1   | SVAN 971 (Serial No. 96062)  | Rion NC-75 (No.34724244) |
| 29 Sep 2022 | 19:17      | - | 19:22    | Fine    | 57.1   | SVAN 971 (Serial No. 96062)  | Rion NC-75 (No.34724244) |
|             | 20:12      | - | 20:17    |         | 55.2   |                              |                          |
|             | 21:17      | - | 21:22    |         | 56.3   |                              |                          |
| 30 Sep 2022 | 1:07       | - | 1:12     | Fine    | 50.0   | SVAN 971 (Serial No. 96062)  | Rion NC-75 (No.34724244) |
|             | 3:02       | - | 3:07     |         | 51.3   |                              |                          |
|             | 5:12       | - | 5:17     |         | 51.6   |                              |                          |

Location: Shek Kwu Chau Treatment & Rehabilitation Centre Hostel 3 (M3 / N\_S3)

Monitoring date: 06, 11, 18, 25 July 2022 (Daytime)  
 06&07, 11&12, 18&19, 25&26 July 2022 (Evening & Night time)

Parameter :  $L_{eq\ 30min}$  (Daytime),  $L_{eq\ 5min}$  (Evening & Night time)

Noise source other than construction activities from the Project: Chirping of cicadas and air-conditioner

Noise Monitoring data:

| Date         | Start time |   | End time | Weather | $L_{eq\ 30min}$ dB(A) / $L_{eq\ 5min}$ dB(A) | Sound Level Meter Used      | Calibrator Used          |
|--------------|------------|---|----------|---------|--|-----------------------------|--------------------------|
| 06 July 2022 | 14:00      | - | 14:30    | Sunny   | 65.1   | SVAN 971 (Serial No. 96063) | Svantek SV33B (No.83042) |
| 06 July 2022 | 19:05      | - | 19:10    | Fine    | 55.3   | SVAN 971 (Serial No. 96063) | Svantek SV33B (No.83042) |
|              | 20:10      | - | 20:15    |         | 54.1   |                             |                          |
|              | 21:10      | - | 21:15    |         | 54.8   |                             |                          |
| 07 July 2022 | 1:25       | - | 1:30     | Fine    | 50.8   | SVAN 971 (Serial No. 96063) | Svantek SV33B (No.83042) |
|              | 3:15       | - | 3:20     |         | 52.3   |                             |                          |
|              | 5:05       | - | 5:10     |         | 55.9   |                             |                          |
| 11 July 2022 | 12:08      | - | 12:38    | Sunny   | 57.1   | SVAN 971 (Serial No. 96062) | Svantek SV33B (No.83042) |
| 11 July 2022 | 19:38      | - | 19:43    | Fine    | 52.8   | SVAN 971 (Serial No. 96062) | Svantek SV33B (No.83042) |
|              | 20:38      | - | 20:43    |         | 53.2   |                             |                          |
|              | 21:13      | - | 21:18    |         | 51.5   |                             |                          |
| 12 July 2022 | 1:23       | - | 1:28     | Fine    | 49.5   | SVAN 971 (Serial No. 96062) | Svantek SV33B (No.83042) |
|              | 3:18       | - | 3:23     |         | 47.1   |                             |                          |
|              | 5:03       | - | 5:08     |         | 47.3   |                             |                          |
| 18 July 2022 | 13:10      | - | 13:40    | Sunny   | 64.0   | SVAN 971 (Serial No. 96063) | Svantek SV33B (No.83042) |
| 18 July 2022 | 19:10      | - | 19:15    | Fine    | 55.8   | SVAN 971 (Serial No. 96063) | Svantek SV33B (No.83042) |
|              | 20:20      | - | 20:25    |         | 55.3   |                             |                          |
|              | 21:30      | - | 21:35    |         | 52.7   |                             |                          |
| 19 July 2022 | 1:15       | - | 1:20     | Fine    | 55.6   | SVAN 971 (Serial No. 96063) | Svantek SV33B (No.83042) |
|              | 3:05       | - | 3:10     |         | 49.0   |                             |                          |
|              | 5:20       | - | 5:25     |         | 53.8   |                             |                          |
| 25 July 2022 | 13:43      | - | 14:13    | Sunny   | 62.3   | SVAN 971 (Serial No. 96062) | Svantek SV33B (No.83042) |
| 25 July 2022 | 19:03      | - | 19:08    | Fine    | 56.9   | SVAN 971 (Serial No. 96062) | Svantek SV33B (No.83042) |
|              | 20:23      | - | 20:28    |         | 56.1   |                             |                          |
|              | 21:43      | - | 21:48    |         | 54.6   |                             |                          |
| 26 July 2022 | 1:13       | - | 1:18     | Fine    | 55.0   | SVAN 971 (Serial No. 96062) | Svantek SV33B (No.83042) |
|              | 3:13       | - | 3:18     |         | 56.0   |                             |                          |
|              | 5:13       | - | 5:18     |         | 49.3   |                             |                          |

Location: Shek Kwu Chau Treatment & Rehabilitation Centre Hostel 3 (M3 / N\_S3)

Monitoring date: 01, 19, 22, 29 August 2022 (Daytime)

01&02, 19&20, 22&23, 29&30 August 2022 (Evening & Night time)

Parameter :  $L_{eq\ 30min}$  (Daytime),  $L_{eq\ 5min}$  (Evening & Night time)

Noise source other than construction activities from the Project: Air-conditioner

Noise Monitoring data:

| Date        | Start time |   | End time | Weather | $L_{eq\ 30min}$ dB(A) / $L_{eq\ 5min}$ dB(A) | Sound Level Meter Used       | Calibrator Used          |
|-------------|------------|---|----------|---------|--|------------------------------|--------------------------|
| 01 Aug 2022 | 13:13      | - | 13:43    | Sunny   | 63.2   | SVAN 971 (Serial No. 96062)  | Svantek SV33B (No.83042) |
| 01 Aug 2022 | 19:08      | - | 19:13    | Fine    | 57.5   | SVAN 971 (Serial No. 96062)  | Svantek SV33B (No.83042) |
|             | 20:03      | - | 20:08    |         | 57.0   |                              |                          |
|             | 21:03      | - | 21:08    |         | 54.8   |                              |                          |
| 02 Aug 2022 | 1:23       | - | 1:28     | Fine    | 57.1   | SVAN 971 (Serial No. 96062)  | Svantek SV33B (No.83042) |
|             | 3:03       | - | 3:08     |         | 56.8   |                              |                          |
|             | 5:03       | - | 5:08     |         | 56.6   |                              |                          |
| 19 Aug 2022 | 12:06      | - | 12:36    | Sunny   | 56.5   | SVAN 971 (Serial No. 103482) | Svantek SV33B (No.83042) |
| 19 Aug 2022 | 19:26      | - | 19:31    | Fine    | 52.4   | SVAN 971 (Serial No. 103482) | Svantek SV33B (No.83042) |
|             | 20:16      | - | 20:21    |         | 54.0   |                              |                          |
|             | 21:06      | - | 21:11    |         | 54.3   |                              |                          |
| 20 Aug 2022 | 1:06       | - | 1:11     | Fine    | 53.8   | SVAN 971 (Serial No. 103482) | Svantek SV33B (No.83042) |
|             | 3:11       | - | 3:16     |         | 51.5   |                              |                          |
|             | 5:11       | - | 5:16     |         | 53.6   |                              |                          |
| 22 Aug 2022 | 13:16      | - | 13:46    | Sunny   | 61.6   | SVAN 971 (Serial No. 96063)  | Svantek SV33B (No.83042) |
| 22 Aug 2022 | 19:11      | - | 19:16    | Fine    | 55.2   | SVAN 971 (Serial No. 96063)  | Svantek SV33B (No.83042) |
|             | 20:06      | - | 20:11    |         | 54.5   |                              |                          |
|             | 21:01      | - | 21:06    |         | 49.7   |                              |                          |
| 23 Aug 2022 | 1:31       | - | 1:36     | Fine    | 54.2   | SVAN 971 (Serial No. 96063)  | Svantek SV33B (No.83042) |
|             | 3:11       | - | 3:16     |         | 54.6   |                              |                          |
|             | 5:16       | - | 5:21     |         | 54.4   |                              |                          |
| 29 Aug 2022 | 13:26      | - | 13:56    | Sunny   | 59.3   | SVAN 971 (Serial No. 96062)  | Svantek SV33B (No.83042) |
| 30 Aug 2022 | 19:06      | - | 19:11    | Fine    | 49.0   | SVAN 971 (Serial No. 96062)  | Svantek SV33B (No.83042) |
|             | 20:06      | - | 20:11    |         | 50.8   |                              |                          |
|             | 21:21      | - | 21:26    |         | 52.7   |                              |                          |
| 30 Aug 2022 | 1:06       | - | 1:11     | Fine    | 54.9   | SVAN 971 (Serial No. 96062)  | Svantek SV33B (No.83042) |
|             | 3:16       | - | 3:21     |         | 41.6   |                              |                          |
|             | 5:01       | - | 5:06     |         | 44.4   |                              |                          |

Location: Shek Kwu Chau Treatment & Rehabilitation Centre Hostel 3 (M3 / N\_S3)

Monitoring date: 05, 13, 19, 26 September 2022 (Daytime)

05&06, 13&14, 19&20, 26&27 September 2022 (Evening & Night time)

Parameter :  $L_{eq\ 30min}$  (Daytime),  $L_{eq\ 5min}$  (Evening & Night time)

Noise source other than construction activities from the Project: Air-conditioner

Noise Monitoring data:

| Date        | Start time |   | End time | Weather | $L_{eq\ 30min}$ dB(A) / $L_{eq\ 5min}$ dB(A) | Sound Level Meter Used       | Calibrator Used          |
|-------------|------------|---|----------|---------|--|------------------------------|--------------------------|
| 05 Sep 2022 | 13:04      | - | 13:34    | Sunny   | 61.2   | SVAN 971 (Serial No. 103482) | Svantek SV33B (No.83042) |
| 05 Sep 2022 | 19:09      | - | 19:14    | Fine    | 55.8   | SVAN 971 (Serial No. 103482) | Svantek SV33B (No.83042) |
|             | 20:04      | - | 20:09    |         | 53.3   |                              |                          |
|             | 21:19      | - | 21:24    |         | 48.9   |                              |                          |
| 06 Sep 2022 | 1:14       | - | 1:19     | Fine    | 49.6   | SVAN 971 (Serial No. 103482) | Svantek SV33B (No.83042) |
|             | 3:19       | - | 3:24     |         | 47.0   |                              |                          |
|             | 5:09       | - | 5:14     |         | 48.5   |                              |                          |
| 13 Sep 2022 | 13:18      | - | 13:48    | Sunny   | 63.1   | SVAN 971 (Serial No. 96063)  | Rion NC-75 (No.34724244) |
| 13 Sep 2022 | 19:08      | - | 19:13    | Fine    | 52.9   | SVAN 971 (Serial No. 96063)  | Rion NC-75 (No.34724244) |
|             | 20:03      | - | 20:08    |         | 53.7   |                              |                          |
|             | 21:08      | - | 21:13    |         | 53.2   |                              |                          |
| 14 Sep 2022 | 1:18       | - | 1:23     | Fine    | 46.7   | SVAN 971 (Serial No. 96063)  | Rion NC-75 (No.34724244) |
|             | 3:13       | - | 3:18     |         | 47.1   |                              |                          |
|             | 5:13       | - | 5:18     |         | 47.1   |                              |                          |
| 19 Sep 2022 | 13:35      | - | 14:05    | Sunny   | 61.6   | SVAN 971 (Serial No. 103482) | Rion NC-75 (No.34724244) |
| 19 Sep 2022 | 19:10      | - | 19:15    | Fine    | 55.8   | SVAN 971 (Serial No. 103482) | Rion NC-75 (No.34724244) |
|             | 20:05      | - | 20:10    |         | 54.1   |                              |                          |
|             | 21:10      | - | 21:15    |         | 56.9   |                              |                          |
| 20 Sep 2022 | 1:15       | - | 1:20     | Fine    | 49.7   | SVAN 971 (Serial No. 103482) | Rion NC-75 (No.34724244) |
|             | 3:10       | - | 3:15     |         | 51.2   |                              |                          |
|             | 5:10       | - | 5:15     |         | 49.2   |                              |                          |
| 26 Sep 2022 | 13:39      | - | 14:09    | Sunny   | 60.9   | SVAN 971 (Serial No. 96063)  | Rion NC-75 (No.34724244) |
| 26 Sep 2022 | 19:14      | - | 19:19    | Fine    | 46.4   | SVAN 971 (Serial No. 96063)  | Rion NC-75 (No.34724244) |
|             | 20:09      | - | 20:14    |         | 47.5   |                              |                          |
|             | 21:04      | - | 21:09    |         | 51.3   |                              |                          |
| 27 Sep 2022 | 1:09       | - | 1:14     | Fine    | 56.3   | SVAN 971 (Serial No. 96063)  | Rion NC-75 (No.34724244) |
|             | 3:09       | - | 3:14     |         | 53.8   |                              |                          |
|             | 5:19       | - | 5:24     |         | 54.6   |                              |                          |

## Appendix E Waste Flow Table



## Monthly Summary Waste Flow Table for 2018 (year)

Project : Integrated Waste Management Facilities, Phase 1

Contract No.: EP/SP/66/12

| Month            | Actual Quantities of Inert C&D Materials Generated Monthly |  |                          |                          |                                      |                                 |  |                                 | Actual Quantities of C&D Wastes Generated Monthly |                            |                       |                |               |  |
|------------------|--|--|--------------------------|--------------------------|--------------------------------------|---------------------------------|--|---------------------------------|---|----------------------------|-----------------------|----------------|---------------|--|
|                  | Total Quantity Generated                                   | Hard Rock and Large Broken Concrete (see Note 1) | Reused in the Contract   | Reused in other Projects | Disposed as Public Fill (see Note 4) | Imported Fill Sand (see Note 4) | Imported Fill Public fill (see Note 4) | Imported Fill Rock (see Note 4) | Metals  | Paper/ cardboard packaging | Plastics (see Note 2) | Chemical Waste |               | Others, e.g. general refuse (see Note 3) |
|                  | (in ,000m <sup>3</sup> )                                   | (in ,000m <sup>3</sup> )                         | (in ,000m <sup>3</sup> ) | (in ,000m <sup>3</sup> ) | (in ,000m <sup>3</sup> )             | (in ,000m <sup>3</sup> )        |  |                                 | (in ,000 kg)                                      | (in ,000kg)                | (in ,000kg)           | (in ,000kg)    | (in ,000L)    | (in ,000 m <sup>3</sup> )                |
| Jan              | 0  | 0  | 0                        | 0                        | 0                                    | 0                               | 0                                      | 0                               | 0   | 0                          | 0                     | 0              | 0             | 0  |
| Feb              | 0  | 0  | 0                        | 0                        | 0                                    | 0                               | 0                                      | 0                               | 0   | 0                          | 0                     | 0              | 0             | 0  |
| Mar              | 0  | 0  | 0                        | 0                        | 0                                    | 0                               | 0                                      | 0                               | 0   | 0                          | 0                     | 0              | 0             | 0  |
| Apr              | 0  | 0  | 0                        | 0                        | 0                                    | 0                               | 0                                      | 0                               | 0   | 0                          | 0                     | 0              | 0             | 0  |
| May              | 0  | 0  | 0                        | 0                        | 0                                    | 0                               | 0                                      | 0                               | 0   | 0                          | 0                     | 0              | 0             | 0  |
| Jun              | 0  | 0  | 0                        | 0                        | 0                                    | 0                               | 0                                      | 0                               | 0   | 0                          | 0                     | 0              | 0             | 0  |
| <b>Sub-total</b> | <b>0</b>   | <b>0</b>   | <b>0</b>                 | <b>0</b>                 | <b>0</b>                             | <b>0</b>                        | <b>0</b>                               | <b>0</b>                        | <b>0</b>  | <b>0</b>                   | <b>0</b>              | <b>0</b>       | <b>0</b>      | <b>0</b>                                 |
| Jul              | 0  | 0  | 0                        | 0                        | 0                                    | 0                               | 0                                      | 0                               | 0   | 0                          | 0                     | 0              | 0             | 0  |
| Aug              | 0  | 0  | 0                        | 0                        | 0                                    | 0                               | 0                                      | 0                               | 0   | 0                          | 0                     | 0              | 0             | 0.0065                                   |
| Sep              | 0  | 0  | 0                        | 0                        | 0                                    | 2.9619                          | 0                                      | 0                               | 0   | 0                          | 0                     | 0              | 0             | 0  |
| Oct              | 0  | 0  | 0                        | 0                        | 0                                    | 3.0771                          | 0                                      | 0                               | 0   | 0                          | 0                     | 0              | 0             | 0.0130                                   |
| Nov              | 0  | 0  | 0                        | 0                        | 0                                    | 6.7871                          | 0                                      | 0                               | 0   | 0                          | 0                     | 0              | 0             | 0  |
| Dec              | 0  | 0  | 0                        | 0                        | 0                                    | 59.0709                         | 0                                      | 0                               | 0   | 0                          | 0                     | 0.2000         | 0.8700        | 0  |
| <b>Total</b>     | <b>0</b>   | <b>0</b>   | <b>0</b>                 | <b>0</b>                 | <b>0</b>                             | <b>71.8970</b>                  | <b>0</b>                               | <b>0</b>                        | <b>0</b>  | <b>0</b>                   | <b>0</b>              | <b>0.2000</b>  | <b>0.8700</b> | <b>0.0195</b>                            |

- Notes:
- (1) Broken concrete for recycling into aggregates.
  - (2) Plastics refer to plastic bottles/ containers, plastic sheets/ foam from packaging materials.
  - (3) Use the conversion factor : 1 full load of dumping truck being equivalent to 6.5m<sup>3</sup> by volume.
  - (4) Use the conversion factor: sand density = 1.6T/m<sup>3</sup>, public fill density = 1.8T/m<sup>3</sup> and rock density = 2T/m<sup>3</sup>



Monthly Summary Waste Flow Table for 2019 (year)

Project : Integrated Waste Management Facilities, Phase 1

Contract No.: EP/SP/66/12

| Month     | Actual Quantities of Inert C&D Materials Generated Monthly |  |                          |                          |                                      |                                 |  |                                 | Actual Quantities of C&D Wastes Generated Monthly |                            |                       |                |            |  |
|-----------|--|--|--------------------------|--------------------------|--------------------------------------|---------------------------------|--|---------------------------------|---|----------------------------|-----------------------|----------------|------------|--|
|           | Total Quantity Generated                                   | Hard Rock and Large Broken Concrete (see Note 1) | Reused in the Contract   | Reused in other Projects | Disposed as Public Fill (see Note 4) | Imported Fill Sand (see Note 4) | Imported Fill Public fill (see Note 4) | Imported Fill Rock (see Note 4) | Metals  | Paper/ cardboard packaging | Plastics (see Note 2) | Chemical Waste |            | Others, e.g. general refuse (see Note 3) |
|           | (in ,000m <sup>3</sup> )                                   | (in ,000m <sup>3</sup> )                         | (in ,000m <sup>3</sup> ) | (in ,000m <sup>3</sup> ) | (in ,000m <sup>3</sup> )             | (in ,000m <sup>3</sup> )        |  |                                 | (in ,000 kg)                                      | (in ,000kg)                | (in ,000kg)           | (in ,000kg)    | (in ,000L) | (in ,000 m <sup>3</sup> )                |
| Jan       | 0  | 0  | 0                        | 0                        | 0                                    | 82.6139                         | 0                                      | 0                               | 0   | 0                          | 0                     | 0              | 0          | 0.0065                                   |
| Feb       | 0  | 0  | 0                        | 0                        | 0                                    | 46.7821                         | 0                                      | 0                               | 0   | 0                          | 0                     | 0              | 0          | 0  |
| Mar       | 0  | 0  | 0                        | 0                        | 0                                    | 97.1000                         | 0                                      | 0.7552                          | 0   | 0.2560                     | 0                     | 0              | 0          | 0  |
| Apr       | 0  | 0  | 0                        | 0                        | 0                                    | 58.0413                         | 0                                      | 0                               | 0   | 0                          | 0                     | 0              | 0          | 0  |
| May       | 0  | 0  | 0                        | 0                        | 0                                    | 14.5625                         | 0                                      | 1.4648                          | 0   | 0                          | 0                     | 0              | 0          | 0.0065                                   |
| Jun       | 0  | 0  | 0                        | 0                        | 0                                    | 0                               | 0                                      | 6.8421                          | 0   | 0                          | 0                     | 0              | 0          | 0  |
| Sub-total | 0  | 0  | 0                        | 0                        | 0                                    | 299.0998                        | 0                                      | 9.0621                          | 0   | 0.2560                     | 0                     | 0              | 0          | 0.0130                                   |
| Jul       | 0  | 0  | 0                        | 0                        | 0                                    | 0                               | 0                                      | 0.4289                          | 0   | 0                          | 0                     | 0              | 8.4000     | 0.0130                                   |
| Aug       | 0  | 0  | 0                        | 0                        | 0                                    | 2.5775                          | 0                                      | 10.5600                         | 0   | 0                          | 0                     | 0              | 0          | 0  |
| Sep       | 0  | 0  | 0                        | 0                        | 0                                    | 6.1081                          | 0                                      | 8.4704                          | 0   | 0.3530                     | 0                     | 0              | 0          | 0.0065                                   |
| Oct       | 0  | 0  | 0                        | 0                        | 0                                    | 9.8875                          | 0                                      | 7.1900                          | 0   | 0                          | 0                     | 0              | 0          | 0  |
| Nov       | 0  | 0  | 0                        | 0                        | 0                                    | 38.3088                         | 0                                      | 19.3105                         | 0   | 0                          | 0                     | 0              | 0          | 0.0195                                   |
| Dec       | 0  | 0  | 0                        | 0                        | 0                                    | 54.3469                         | 0                                      | 26.9807                         | 0   | 0                          | 0                     | 0              | 0          | 0.0910                                   |
| Total     | 0  | 0  | 0                        | 0                        | 0                                    | 410.3286                        | 0                                      | 82.0026                         | 0   | 0.6090                     | 0                     | 0              | 8.4000     | 0.1430                                   |

- Notes:
- (1) Broken concrete for recycling into aggregates.
  - (2) Plastics refer to plastic bottles/ containers, plastic sheets/ foam from packaging materials.
  - (3) Use the conversion factor : 1 full load of dumping truck being equivalent to 6.5m<sup>3</sup> by volume.
  - (4) Use the conversion factor: sand density = 1.6T/m<sup>3</sup>, public fill density = 1.8T/m<sup>3</sup> and rock density = 2T/m<sup>3</sup>





Monthly Summary Waste Flow Table for 2020 (year)

Project : Integrated Waste Management Facilities, Phase 1

Contract No.: EP/SP/66/12

| Month     | Actual Quantities of Inert C&D Materials Generated Monthly |  |                          |                          |                                      |                                 |  |                                 | Actual Quantities of C&D Wastes Generated Monthly |                            |                       |                |            |  |
|-----------|--|--|--------------------------|--------------------------|--------------------------------------|---------------------------------|--|---------------------------------|---|----------------------------|-----------------------|----------------|------------|--|
|           | Total Quantity Generated                                   | Hard Rock and Large Broken Concrete (see Note 1) | Reused in the Contract   | Reused in other Projects | Disposed as Public Fill (see Note 4) | Imported Fill Sand (see Note 4) | Imported Fill Public fill (see Note 4) | Imported Fill Rock (see Note 4) | Metals  | Paper/ cardboard packaging | Plastics (see Note 2) | Chemical Waste |            | Others, e.g. general refuse (see Note 3) |
|           | (in ,000m <sup>3</sup> )                                   | (in ,000m <sup>3</sup> )                         | (in ,000m <sup>3</sup> ) | (in ,000m <sup>3</sup> ) | (in ,000m <sup>3</sup> )             | (in ,000m <sup>3</sup> )        |  |                                 | (in ,000 kg)                                      | (in ,000kg)                | (in ,000kg)           | (in ,000kg)    | (in ,000L) | (in ,000 m <sup>3</sup> )                |
| Jan       | 0  | 0  | 0                        | 0                        | 0                                    | 37.1550                         | 0                                      | 25.0812                         | 0   | 0                          | 0                     | 0              | 0          | 0.0065                                   |
| Feb       | 0  | 0  | 0                        | 0                        | 0                                    | 27.7910                         | 0                                      | 18.8300                         | 0   | 0                          | 0                     | 0              | 0          | 0.0065                                   |
| Mar       | 0  | 0  | 0                        | 0                        | 0                                    | 22.5669                         | 0                                      | 26.1586                         | 0   | 0                          | 0                     | 0              | 7.2000     | 0.0065                                   |
| Apr       | 0  | 0  | 0                        | 0                        | 0                                    | 12.7800                         | 0                                      | 10.1825                         | 0   | 0                          | 0                     | 0              | 0          | 0.0195                                   |
| May       | 0  | 0  | 0                        | 0                        | 0                                    | 16.1138                         | 0                                      | 24.3740                         | 0   | 0.4220                     | 0                     | 0              | 0          | 0.0195                                   |
| Jun       | 0  | 0  | 0                        | 0                        | 0                                    | 31.5177                         | 0                                      | 28.3030                         | 0   | 0                          | 0                     | 0              | 0          | 0.0065                                   |
| Sub-total | 0  | 0  | 0                        | 0                        | 0                                    | 147.9244                        | 0                                      | 132.9293                        | 0   | 0.4220                     | 0                     | 0              | 7.2000     | 0.0650                                   |
| Jul       | 0  | 0  | 0                        | 0                        | 0                                    | 34.7856                         | 17.0606                                | 35.1800                         | 0   | 0                          | 0                     | 0              | 0          | 0.0195                                   |
| Aug       | 0  | 0  | 0                        | 0                        | 0                                    | 27.1375                         | 65.5667                                | 27.9335                         | 0   | 0                          | 0                     | 0              | 0          | 0  |
| Sep       | 0  | 0  | 0                        | 0                        | 0                                    | 11.9813                         | 110.1328                               | 43.5435                         | 0   | 0                          | 0                     | 0              | 0          | 0.0195                                   |
| Oct       | 0  | 0  | 0                        | 0                        | 0                                    | 2.8213                          | 131.6600                               | 22.5415                         | 0   | 0                          | 0                     | 0              | 0          | 0.0130                                   |
| Nov       | 0  | 0  | 0                        | 0                        | 0                                    | 0                               | 162.1811                               | 44.6475                         | 0   | 0.4090                     | 0                     | 0              | 0.4000     | 0.0130                                   |
| Dec       | 0  | 0  | 0                        | 0                        | 0                                    | 0                               | 174.9800                               | 57.8380                         | 0   | 0                          | 0                     | 0              | 0          | 0.0130                                   |
| Total     | 0  | 0  | 0                        | 0                        | 0                                    | 224.6501                        | 661.5812                               | 364.6133                        | 0   | 0.8310                     | 0                     | 0              | 7.6000     | 0.1430                                   |

- Notes:
- (1) Broken concrete for recycling into aggregates.
  - (2) Plastics refer to plastic bottles/ containers, plastic sheets/ foam from packaging materials.
  - (3) Use the conversion factor : 1 full load of dumping truck being equivalent to 6.5m<sup>3</sup> by volume.
  - (4) Use the conversion factor: sand density = 1.6T/m<sup>3</sup>, public fill density = 1.8T/m<sup>3</sup> and rock density = 2T/m<sup>3</sup>




Monthly Summary Waste Flow Table for 2021 (year)

Project : Integrated Waste Management Facilities, Phase 1

Contract No.: EP/SP/66/12

| Month     | Actual Quantities of Inert C&D Materials Generated Monthly |  |                          |                          |                                      |                                 |  |                                 | Actual Quantities of C&D Wastes Generated Monthly |                            |                       |                |            |  |
|-----------|--|--|--------------------------|--------------------------|--------------------------------------|---------------------------------|--|---------------------------------|---|----------------------------|-----------------------|----------------|------------|--|
|           | Total Quantity Generated                                   | Hard Rock and Large Broken Concrete (see Note 1) | Reused in the Contract   | Reused in other Projects | Disposed as Public Fill (see Note 4) | Imported Fill Sand (see Note 4) | Imported Fill Public fill (see Note 4) | Imported Fill Rock (see Note 4) | Metals  | Paper/ cardboard packaging | Plastics (see Note 2) | Chemical Waste |            | Others, e.g. general refuse (see Note 3) |
|           | (in ,000m <sup>3</sup> )                                   | (in ,000m <sup>3</sup> )                         | (in ,000m <sup>3</sup> ) | (in ,000m <sup>3</sup> ) | (in ,000m <sup>3</sup> )             | (in ,000m <sup>3</sup> )        |  |                                 | (in ,000 kg)                                      | (in ,000kg)                | (in ,000kg)           | (in ,000kg)    | (in ,000L) | (in ,000 m <sup>3</sup> )                |
| Jan       | 0  | 0  | 0                        | 0                        | 0                                    | 0                               | 198.1311                               | 36.4775                         | 0   | 0                          | 0                     | 0              | 0          | 0.0065                                   |
| Feb       | 0  | 0  | 0                        | 0                        | 0                                    | 0                               | 143.9511                               | 20.9960                         | 0   | 0                          | 0                     | 0              | 0          | 0.6305                                   |
| Mar       | 0  | 0  | 0                        | 0                        | 0                                    | 0                               | 103.1833                               | 23.4510                         | 0   | 0                          | 0                     | 0              | 0          | 0.0130                                   |
| Apr       | 0  | 0  | 0                        | 0                        | 0                                    | 0                               | 161.2956                               | 27.2810                         | 0   | 0                          | 0                     | 0              | 0          | 0.0130                                   |
| May       | 0  | 0  | 0                        | 0                        | 0                                    | 0                               | 193.3300                               | 20.5265                         | 0   | 0                          | 0                     | 0              | 0          | 0.0715                                   |
| Jun       | 0  | 0  | 0                        | 0                        | 0                                    | 0                               | 141.5728                               | 23.7825                         | 0   | 0.2440                     | 0                     | 0              | 0          | 0.0455                                   |
| Sub-total | 0  | 0  | 0                        | 0                        | 0                                    | 0                               | 941.4639                               | 152.5145                        | 0   | 0.2440                     | 0                     | 0              | 0          | 0.7800                                   |
| Jul       | 0  | 0  | 0                        | 0                        | 0                                    | 0                               | 105.1083                               | 30.6065                         | 0   | 0                          | 0                     | 0              | 0          | 0.0195                                   |
| Aug       | 0  | 0  | 0                        | 0                        | 0                                    | 0                               | 11.1822                                | 7.5180                          | 0   | 0                          | 0                     | 0              | 0          | 0.0130                                   |
| Sep       | 0  | 0  | 0                        | 0                        | 0                                    | 0                               | 0                                      | 5.7575                          | 0   | 0                          | 0                     | 0              | 0.6000     | 0.0390                                   |
| Oct       | 0  | 0  | 0                        | 0                        | 0                                    | 0                               | 0                                      | 6.8885                          | 0   | 0                          | 0                     | 0              | 0          | 0  |
| Nov       | 0  | 0  | 0                        | 0                        | 0                                    | 0                               | 0                                      | 6.2975                          | 0   | 0.1610                     | 0                     | 0              | 0          | 0.0130                                   |
| Dec       | 0  | 0  | 0                        | 0                        | 0                                    | 0                               | 0                                      | 5.9235                          | 0   | 0                          | 0                     | 0              | 0          | 0  |
| Total     | 0  | 0  | 0                        | 0                        | 0                                    | 0                               | 1057.7544                              | 215.5060                        | 0   | 0.4050                     | 0                     | 0              | 0.6000     | 0.8645                                   |

- Notes:
- (1) Broken concrete for recycling into aggregates.
  - (2) Plastics refer to plastic bottles/ containers, plastic sheets/ foam from packaging materials.
  - (3) Use the conversion factor : 1 full load of dumping truck being equivalent to 6.5m<sup>3</sup> by volume.
  - (4) Use the conversion factor: sand density = 1.6T/m<sup>3</sup>, public fill density = 1.8T/m<sup>3</sup> and rock density = 2T/m<sup>3</sup>.



Monthly Summary Waste Flow Table for 2022 (year)

Project : Integrated Waste Management Facilities, Phase 1







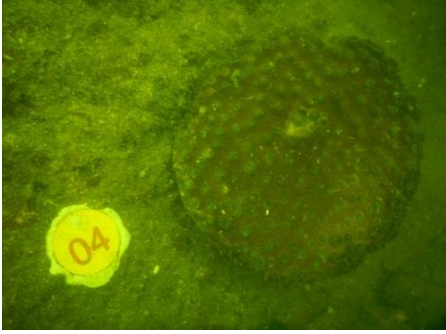

Contract No.: EP/SP/66/12

| Month     | Actual Quantities of Inert C&D Materials Generated Monthly |  |                          |                                       |                                      |                                 |  |                                 | Actual Quantities of C&D Wastes Generated Monthly |                            |                       |                |            |  |
|-----------|--|--|--------------------------|---------------------------------------|--------------------------------------|---------------------------------|--|---------------------------------|---|----------------------------|-----------------------|----------------|------------|--|
|           | Total Quantity Generated                                   | Hard Rock and Large Broken Concrete (see Note 1) | Reused in the Contract   | Reused in other Projects (see Note 4) | Disposed as Public Fill (see Note 4) | Imported Fill Sand (see Note 4) | Imported Fill Public fill (see Note 4) | Imported Fill Rock (see Note 4) | Metals  | Paper/ cardboard packaging | Plastics (see Note 2) | Chemical Waste |            | Others, e.g. general refuse (see Note 3) |
|           | (in ,000m <sup>3</sup> )                                   | (in ,000m <sup>3</sup> )                         | (in ,000m <sup>3</sup> ) | (in ,000m <sup>3</sup> )              | (in ,000m <sup>3</sup> )             | (in ,000m <sup>3</sup> )        |  |                                 | (in ,000 kg)                                      | (in ,000kg)                | (in ,000kg)           | (in ,000kg)    | (in ,000L) | (in ,000 m <sup>3</sup> )                |
| Jan       | 0  | 0  | 0                        | 0                                     | 0                                    | 0                               | 4.9389                                 | 2.7070                          | 0   | 0.1550                     | 0                     | 0              | 0          | 0.0715                                   |
| Feb       | 0  | 0  | 0                        | 0                                     | 0                                    | 0                               | 3.2478                                 | 4.0290                          | 0   | 0                          | 0                     | 0.4000         | 0.2250     | 0  |
| Mar       | 0  | 0  | 0                        | 0                                     | 0                                    | 0                               | 2.3422                                 | 2.7820                          | 0   | 0                          | 0                     | 0              | 0          | 0.0780                                   |
| Apr       | 0  | 0  | 0                        | 0                                     | 0                                    | 0                               | 18.2189                                | 5.8100                          | 0   | 0.3120                     | 0                     | 0              | 0          | 0.1495                                   |
| May       | 0.0648   | 0  | 0                        | 0                                     | 0.0648                               | 0                               | 16.7711                                | 17.2320                         | 0   | 0                          | 0                     | 0              | 0          | 0.0975                                   |
| Jun       | 0.0037   | 0  | 0                        | 0                                     | 0.0037                               | 0.2115                          | 1.1128                                 | 14.1470                         | 36.3000   | 0.3890                     | 0                     | 0              | 1.7250     | 0.0975                                   |
| Sub-total | 0.0685   | 0  | 0                        | 0                                     | 0.0685                               | 0.2115                          | 46.6317                                | 46.7070                         | 36.3000   | 0.8560                     | 0                     | 0.4000         | 1.9500     | 0.4940                                   |
| Jul       | 25.7183  | 0  | 0                        | 25.7183                               | 0                                    | 0.1125                          | 0.8333                                 | 17.5210                         | 0   | 0.6400                     | 0.0060                | 0              | 0          | 0.1235                                   |
| Aug       | 13.2494  | 0  | 0                        | 13.2494                               | 0                                    | 0                               | 0                                      | 24.5210                         | 76.0300   | 1.8870                     | 0                     | 0              | 0          | 0.1170                                   |
| Sep       | 24.9072  | 0  | 0                        | 24.8494                               | 0.0578                               | 0                               | 0                                      | 16.2815                         | 72.0600   | 0.3060                     | 0                     | 0              | 0          | 0.1885                                   |
| Oct       |  |  |                          |                                       |                                      |                                 |  |                                 |   |                            |                       |                |            |  |
| Nov       |  |  |                          |                                       |                                      |                                 |  |                                 |   |                            |                       |                |            |  |
| Dec       |  |  |                          |                                       |                                      |                                 |  |                                 |   |                            |                       |                |            |  |
| Total     | 63.9434  | 0  | 0                        | 63.8171                               | 0.1263                               | 0.3240                          | 47.4650                                | 105.0305                        | 184.3900  | 3.6890                     | 0.0060                | 0.4000         | 1.9500     | 0.9230                                   |



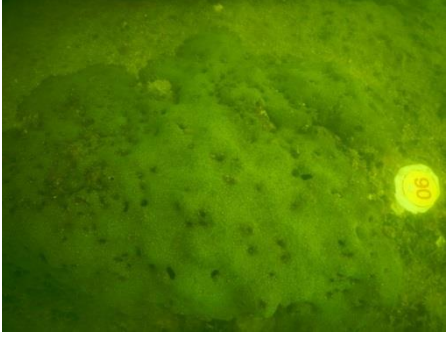







- Notes:
- (1) Broken concrete for recycling into aggregates.
  - (2) Plastics refer to plastic bottles/ containers, plastic sheets/ foam from packaging materials.
  - (3) Use the conversion factor : 1 full load of dumping truck being equivalent to 6.5m<sup>3</sup> by volume.
  - (4) Use the conversion factor: sand density = 1.6T/m<sup>3</sup>, public fill density = 1.8T/m<sup>3</sup> and rock density = 2T/m<sup>3</sup>.



## Appendix F Photo Records for Coral Monitoring

**Photo Plate for Tagged and Re-tagged Corals at Control Site during the 15<sup>th</sup> Quarterly Coral Monitoring during Construction Phase on 30 September 2022**

| Tag # | Baseline<br>(26 June 2018 & 3 December 2018)  | 30 September 2022  |
|-------|---|--|
| #1    |  <p align="center"><i>Goniopora stutchburyi</i></p>      |  <p align="center"><i>Goniopora stutchburyi</i></p>      |
| #2R   |  <p align="center"><i>Goniopora stutchburyi</i></p>     |  <p align="center"><i>Goniopora stutchburyi</i></p>     |
| #3    |  <p align="center"><i>Psammocora superficialis</i></p> |  <p align="center"><i>Psammocora superficialis</i></p> |
| #4    |  <p align="center"><i>Turbinaria peltata</i></p>       |  <p align="center"><i>Turbinaria peltata</i></p>       |



| Tag # | Baseline<br>(26 June 2018 & 3 December 2018)  | 30 September 2022  |
|-------|---|--|
| #5R   |  <p data-bbox="389 539 639 573"><i>Goniopora stutchburyi</i></p>     |  <p data-bbox="1035 539 1286 573"><i>Goniopora stutchburyi</i></p>     |
| #6    |  <p data-bbox="405 925 624 958"><i>Cyphastrea serailia</i></p>       |  <p data-bbox="1051 925 1270 958"><i>Cyphastrea serailia</i></p>       |
| #7R   |  <p data-bbox="424 1308 604 1341"><i>Coscinaraea</i> sp.</p>        |  <p data-bbox="1070 1308 1251 1341"><i>Coscinaraea</i> sp.</p>        |
| #8    |  <p data-bbox="389 1693 639 1727"><i>Goniopora stutchburyi</i></p> |  <p data-bbox="1035 1693 1286 1727"><i>Goniopora stutchburyi</i></p> |
| #9    |  <p data-bbox="389 2076 639 2110"><i>Goniopora stutchburyi</i></p> |  <p data-bbox="1035 2076 1286 2110"><i>Goniopora stutchburyi</i></p> |


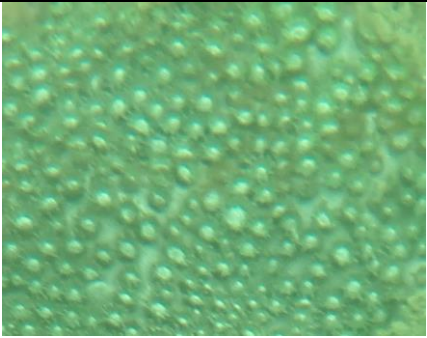






| Tag # | Baseline<br>(26 June 2018 & 3 December 2018)  | 30 September 2022  |
|-------|---|--|
| #10R  |  <p data-bbox="389 539 639 568"><i>Goniopora stutchburyi</i></p> |  <p data-bbox="1038 539 1289 568"><i>Goniopora stutchburyi</i></p> |

Notes:








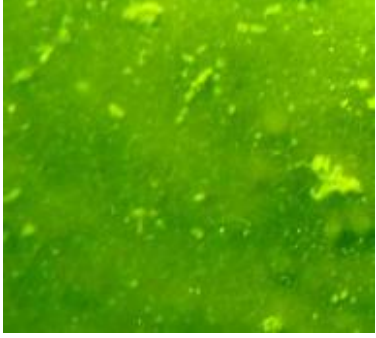

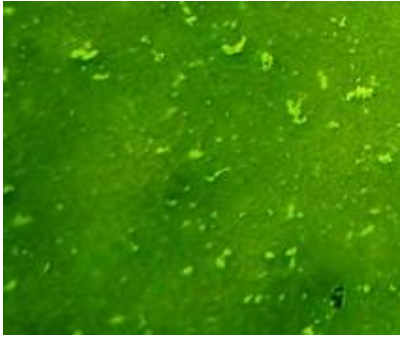
- i. The re-tagged corals were marked as ##**R**.





**Photo Plate for Re-tagged Corals at Indirect Impact during the 14<sup>th</sup> Quarterly Coral Monitoring during Construction Phase on 22 June 2022**

| Tag # | Baseline<br>(23 November 2018)  | 22 June 2022   |
|-------|---|--|
| #11R  |  <p align="center"><i>Cyphastrea serailia</i></p>  |  <p align="center"><i>Cyphastrea serailia</i></p>  |
| #12R  |  <p align="center"><i>Favites chinensis</i></p>   |  <p align="center"><i>Favites chinensis</i></p>   |
| #13R  |  <p align="center"><i>Turbinaria peltata</i></p> |  <p align="center"><i>Turbinaria peltata</i></p> |
| #14R  |  <p align="center"><i>Favites chinensis</i></p>  |  <p align="center"><i>Favites chinensis</i></p>  |



| Tag # | Baseline<br>(23 November 2018)   | 22 June 2022  |
|-------|--|---|
| #15R  |  <p data-bbox="424 539 673 573"><i>Goniopora stutchburyi</i></p>        |  <p data-bbox="1059 539 1308 573"><i>Goniopora stutchburyi</i></p>        |
| #16R  |  <p data-bbox="405 925 689 958"><i>Psammocora superficialis</i></p>     |  <p data-bbox="1043 925 1327 958"><i>Psammocora superficialis</i></p>     |
| #17R  |  <p data-bbox="453 1308 641 1341"><i>Favites chinensis</i></p>         |  <p data-bbox="1091 1308 1279 1341"><i>Favites chinensis</i></p>         |
| #18R  |  <p data-bbox="405 1693 689 1727"><i>Psammocora superficialis</i></p> |  <p data-bbox="1043 1693 1327 1727"><i>Psammocora superficialis</i></p> |
| #19R  |  <p data-bbox="405 2076 689 2110"><i>Psammocora superficialis</i></p> |  <p data-bbox="1043 2076 1327 2110"><i>Psammocora superficialis</i></p> |

| Tag # | Baseline<br>(23 November 2018)   | 22 June 2022  |
|-------|--|---|
| #20R  |  <p data-bbox="405 539 691 573"><i>Psammocora superficialis</i></p> |  <p data-bbox="1043 539 1329 573"><i>Psammocora superficialis</i></p> |

Notes:

- i. The re-tagged corals were marked as ##**R**.

## Appendix G Photo Records for Marine Mammal Monitoring



Photo records of Vessel-based Line-Transect Survey Effort during the reporting period  
Line-transect survey during July 2022:





Line-transect survey during August 2022:



Line-transect survey during September 2022:



## Appendix H Photo Records for White-bellied Sea Eagle Monitoring



**Photo Plate for 49<sup>th</sup> Monthly WBSE monitoring**



Juvenile WBSE recorded near the nest on 27<sup>th</sup> July 2022



Adult WBSE staying near the nest on 27<sup>th</sup> July 2022



**Photo Plate for 50<sup>th</sup> Monthly WBSE monitoring**



Juvenile WBSE recorded near the nest on 29<sup>th</sup> August 2022



Adult WBSE staying near the nest on 29<sup>th</sup> August 2022

**Photo Plate for 51<sup>st</sup> Monthly WBSE monitoring**



Adult WBSE staying near the nest on 30<sup>th</sup> September 2022

## Appendix I Complaint Log

## Statistical Summary of Environmental Complaints

| Reporting Period       | Environmental Complaint Statistics |            |                  |
|------------------------|------------------------------------|------------|------------------|
|                        | Frequency                          | Cumulative | Complaint Nature |
| 1 Jul 2022-30 Sep 2022 | 0                                  | 1          | N/A              |
| 1 Jul 2022-30 Sep 2022 | 0                                  | 1          | N/A              |
| 1 Jul 2022-30 Sep 2022 | 0                                  | 1          | N/A              |

## Statistical Summary of Environmental Summons

| Reporting Period       | Environmental Summons Statistics |            |         |
|------------------------|----------------------------------|------------|---------|
|                        | Frequency                        | Cumulative | Details |
| 1 Jul 2022-30 Sep 2022 | 0                                | 0          | N/A     |
| 1 Jul 2022-30 Sep 2022 | 0                                | 0          | N/A     |
| 1 Jul 2022-30 Sep 2022 | 0                                | 0          | N/A     |

## Statistical Summary of Environmental Prosecution

| Reporting Period       | Environmental Prosecution Statistics |            |         |
|------------------------|--------------------------------------|------------|---------|
|                        | Frequency                            | Cumulative | Details |
| 1 Jul 2022-30 Sep 2022 | 0                                    | 0          | N/A     |
| 1 Jul 2022-30 Sep 2022 | 0                                    | 0          | N/A     |
| 1 Jul 2022-30 Sep 2022 | 0                                    | 0          | N/A     |