

The Jockey Club CPS Limited

Central Police Station Conservation
and Revitalisation Project:
32nd Quarterly EM&A Report
(1 January to 31 March 2024)

Issue Date: April 2024



Environmental Resources Management
2507, 25/F One Harbourfront
18 Tak Fung Street
Hunghom, Kowloon, Hong Kong
Telephone: (852) 2271 3000
Facsimile: (852) 3015 8052
E-mail: post.hk@erm.com
<http://www.erm.com>

The Jockey Club CPS Limited

Central Police Station Conservation
and Revitalisation Project:
32nd Quarterly EM&A Report
(1 January to 31 March 2024)

Issue Date: April 2024

Reference 0529357

For and on behalf of ERM-Hong Kong, Limited	
Approved by:	<u>Dr. Jasmine Ng</u>
Signed:	<u></u>
Position:	<u>Managing Partner</u>
Certified by:	<u></u> (Environmental Team Leader – Mandy To)
Date:	<u>24 April 2024</u>

This report has been prepared by ERM-Hong Kong, Limited with all reasonable skill, care and diligence within the terms of the Contract with the client, incorporating our General Terms and Conditions of Business and taking account of the resources devoted to it by agreement with the client.

We disclaim any responsibility to the client and others in respect of any matters outside the scope of the above.

This report is confidential to the client and we accept no responsibility of whatsoever nature to third parties to whom this report, or any part thereof, is made known. Any such party relies on the report at their own risk.

Your ref. 0529357_let_Atkins_20240424 Quarterly EM&A Report No.32.docx
Our ref. 5197395 /18.30/OC019/KC/AL
Date: 7 May 2024

13F Wharf T&T Centre
Harbour City
Tsim Sha Tsui

Kowloon Hong Kong

☎ +852 2972 1000

☎ +852 2890 6343

✉ info.hk@atkinsglobal.com

By Email (mandy.to@erm.com)

ERM-Hong Kong Limited,
2507, 25/F,
One Harbourfront,
18 Tak Fung Street
Hung Hom, Kowloon,
Hong Kong

atkinsglobal.com

snclavalin.com

Attn: Ms Mandy To

Dear Mandy,

**Central Police Station Conservation and Revitalisation Project
(Environmental Permit No. EP-408/2011/C)
Verification of Quarterly EM&A Report No. 32**

We refer to your letter dated 24 April 2024 regarding the Quarterly EM&A Report No. 32. Atkins China Limited verifies, in the capacity of Independent Environmental Checker, that the report confirms the requirements provided in Section 10.4 of the EM&A Manual.

**Yours faithfully,
for and on behalf of
Atkins China Limited**



**WK Chiu
Independent Environmental Checker**

c.c. HKJC – Mr. Gary Chou (By Email)
Rocco Design Architect – Mr. Charles Kung (By Email)

CONTENTS

	<i>EXECUTIVE SUMMARY</i>	<i>I</i>
<i>1</i>	<i>INTRODUCTION</i>	<i>1</i>
<i>1.1</i>	<i>PURPOSE OF THE REPORT</i>	<i>1</i>
<i>1.2</i>	<i>STRUCTURE OF THE REPORT</i>	<i>1</i>
<i>2</i>	<i>PROJECT INFORMATION</i>	<i>3</i>
<i>2.1</i>	<i>BACKGROUND</i>	<i>3</i>
<i>2.2</i>	<i>SITE DESCRIPTION</i>	<i>3</i>
<i>2.3</i>	<i>CONSTRUCTION ACTIVITIES</i>	<i>3</i>
<i>2.4</i>	<i>CONSTRUCTION PROGRAMME</i>	<i>4</i>
<i>2.5</i>	<i>PROJECT ORGANISATION AND MANAGEMENT STRUCTURE</i>	<i>4</i>
<i>2.6</i>	<i>STATUS OF ENVIRONMENTAL APPROVAL DOCUMENTS</i>	<i>4</i>
<i>3</i>	<i>ENVIRONMENTAL MONITORING REQUIREMENTS</i>	<i>6</i>
<i>3.1</i>	<i>NOISE MONITORING</i>	<i>6</i>
<i>3.2</i>	<i>CULTURAL HERITAGE</i>	<i>8</i>
<i>3.3</i>	<i>LANDSCAPE AND VISUAL MONITORING</i>	<i>8</i>
<i>3.4</i>	<i>ENVIRONMENTAL REQUIREMENTS IN CONTRACT DOCUMENTS</i>	<i>8</i>
<i>4</i>	<i>IMPLEMENTATION STATUS ON ENVIRONMENTAL MITIGATION MEASURES</i>	<i>9</i>
<i>5</i>	<i>MONITORING RESULTS</i>	<i>10</i>
<i>5.1</i>	<i>NOISE</i>	<i>10</i>
<i>5.2</i>	<i>CULTURAL HERITAGE</i>	<i>10</i>
<i>5.3</i>	<i>WASTE MANAGEMENT</i>	<i>11</i>
<i>5.4</i>	<i>EFFECTIVENESS OF MITIGATION MEASURES AND MONITORING</i>	<i>12</i>
<i>6</i>	<i>ENVIRONMENTAL SITE INSPECTION</i>	<i>13</i>
<i>7</i>	<i>ENVIRONMENTAL NON-CONFORMANCE</i>	<i>15</i>
<i>8</i>	<i>REVIEW OF THE EM&A DATA AND EIA PREDICTIONS</i>	<i>16</i>
<i>8.1</i>	<i>NOISE</i>	<i>16</i>
<i>8.2</i>	<i>WASTE MANAGEMENT</i>	<i>16</i>
<i>8.3</i>	<i>SUMMARY OF REVIEW</i>	<i>17</i>
<i>9</i>	<i>CONCLUSIONS</i>	<i>18</i>

LIST OF TABLES

<i>Table 2.1</i>	<i>Summary of Construction Activities undertaken in this Reporting Period</i>
<i>Table 2.2</i>	<i>Summary of Environmental Licensing, Notification and Permit Status</i>
<i>Table 3.1</i>	<i>Construction Phase Noise Monitoring Locations</i>
<i>Table 3.2</i>	<i>Noise Monitoring Equipment</i>
<i>Table 3.3</i>	<i>Action and Limit Levels for Construction Noise Monitoring</i>
<i>Table 4.1</i>	<i>Status of Required Submissions</i>
<i>Table 5.1</i>	<i>Quantities of Waste Generated from the Project</i>
<i>Table 8.1</i>	<i>Comparison of Construction Noise Standard and Noise Monitoring Results</i>
<i>Table 8.2</i>	<i>Quantity of Actual Amount of C&D Materials, General Wastes and Chemical Wastes Generated and EIA Estimation</i>

LIST OF ANNEXES

<i>Annex A</i>	<i>Locations of Works Areas and the Surroundings</i>
<i>Annex A1</i>	<i>Project Location</i>
<i>Annex A2</i>	<i>Declared Monuments within the Project Site</i>
<i>Annex B</i>	<i>Project Organization Chart and Contact Detail</i>
<i>Annex C</i>	<i>Locations of Noise Monitoring Stations and Noise Sensitive Receivers</i>
<i>Annex D</i>	<i>Monitoring Schedule of the Reporting Period</i>
<i>Annex E</i>	<i>Calibration Reports for Calibrators and Sound Level Meters</i>
<i>Annex F</i>	<i>Event/Action Plans for Noise</i>
<i>Annex G</i>	<i>Summary of Implementation Status</i>
<i>Annex H</i>	<i>Noise Monitoring Results</i>
<i>Annex I</i>	<i>Construction Programme of the Project</i>
<i>Annex J</i>	<i>Waste Flow Table</i>
<i>Annex K</i>	<i>Environmental Complaint/Enquiry, Environmental Summons and Prosecution Log</i>
<i>Annex L</i>	<i>Summary of Condition of Character Defining Elements, Historic Buildings and Structures</i>
<i>Annex M</i>	<i>Monthly Site Audit Checklists for Cultural Heritage</i>

EXECUTIVE SUMMARY

The construction works of **Central Police Station Conservation and Revitalisation Project** commenced on 24 October 2011. Besides Block 4 Married Inspector Quarters and Deputy Superintendent House, all construction works of the Project were completed by 25 May 2018 and the Project commenced operation (i.e. Tai Kwun) since 25 May 2018. The construction EM&A programme was also suspended since 25 May 2018, as justified by the ET leader, verified by the Independent Environmental Checker (IEC) and approved by EPD under Condition 3.1 of the EP-408/2011/C.

The construction works of Block 4 and the construction EM&A programme continued starting from 1 June 2020 and were temporarily suspended since 1 February 2021, as justified by the ET leader, verified by the IEC and approved by EPD under Condition 3.1 of the EP-408/2011/C.

Subsequently, the construction works of Block 4 and the construction EM&A programme resumed on 15 June 2023, as notified by JCCPS to EPD on 5 May 2023. Block 4 as mentioned throughout this Monthly EM&A report is the same as “Building 04” in the approved EIA Report.

This is the 32nd quarterly Environmental Monitoring and Audit (EM&A) summary report presenting the EM&A works carried out during the period from 1 January 2024 to 31 March 2024 in accordance with the EM&A Manual.

Environmental Monitoring and Audit Progress

A summary of the monitoring activities undertaken in this reporting period is listed below:

- Construction Noise Monitoring during normal weekdays at each monitoring station 13 times
- Joint Environmental Site Inspection 3 times
- Heritage Site Inspection 14 times

Noise

13 sets of 30-minute construction noise measurements were carried out at each of the monitoring stations (N2a and N5a) during normal weekdays of the reporting period.

No exceedance of the Action or Limit Level of construction noise was recorded during the reporting period.

Cultural Heritage

14 heritage site inspections were conducted and the Contractor has generally implemented the necessary protection measures as recommended. One non-compliance report related to the character defining elements, historic buildings and structures was issued during the reporting period.

Waste Management

Wastes generated from this Project include inert construction and demolition (C&D) materials and non-inert C&D materials. A total of 166.2 tonnes of inert C&D material was generated during the reporting period. No non-inert C&D material was generated during the reporting period. No metal and paper/cardboard or plastics waste was recycled during the reporting period. No chemical waste was collected by licenced chemical waste collector during the reporting period.

Environmental Site Inspection

Three joint environmental site inspections were carried out by the representatives of JCCPS, the Contractor, the IEC and the ET during the reporting period. Key observations identified during the monthly site inspections were rectified by the Contractor in the subsequent monthly site inspections.

Environmental Exceedance/Non-conformance/Compliant/Enquiry/Summons and Prosecution

No exceedance of the Action or Limit Level of construction noise was recorded at designated monitoring stations during the reporting period.

No enquiry was received during the reporting period.

No environmental non-compliance event was recorded during the reporting period. No non-compliance reports related to the character defining elements, historic buildings and structures were issued during the reporting period.

No complaint was received during the reporting period.

No summons/prosecution was received in this reporting period.

1 INTRODUCTION

ERM-Hong Kong, Limited (ERM) was appointed by the Jockey Club CPS Limited (JCCPS) as the Environmental Team (ET) to undertake the Environmental Monitoring and Audit (EM&A) programme for the **Central Police Station Conservation and Revitalisation Project** (the Project).

1.1 PURPOSE OF THE REPORT

This is the 32nd quarterly EM&A summary report, which summarises the impact monitoring results and audit findings for the EM&A programme during the reporting period from 1 January 2024 to 31 March 2024.

1.2 STRUCTURE OF THE REPORT

The structure of the report is as follows:

Section 1 : **Introduction**

details the scope and structure of the report.

Section 2 : **Project Information**

summarises background and scope of the Project, site description, project organization and contract details, construction programme, the construction works undertaken and the status of Environmental Permit(s)/License(s) during the reporting period.

Section 3 : **Environmental Monitoring Requirements**

summarises the monitoring parameters, monitoring programmes, monitoring methodologies, monitoring frequency, monitoring locations, Action and Limit Levels, Event/ Action Plans, environmental mitigation measures as recommended in the EIA report, and relevant environmental requirements.

Section 4 : **Implementation Status on Environmental Mitigation Measures**

summarises the implementation of environmental protection measures during the reporting period.

Section 5 : **Monitoring Results**

summarises the monitoring and waste management results obtained in the reporting period.

Section 6 : **Environmental Site Inspection**

summarises the audit findings of the monthly site inspections undertaken within the reporting period.

Section 7 : **Environmental Non-conformance**

summarises any monitoring exceedance, environmental complaints and environmental summons received within the reporting period.

Section 8 : **Review of the EM&A Data and EIA Predictions**

compares the monitoring data and waste quantity against predictions in the approved Project EIA report.

Section 9 : **Conclusions**

2 PROJECT INFORMATION

2.1 BACKGROUND

Besides Block 4 Married Inspector Quarters and Deputy Superintendent House, all construction works of the Project were completed by 25 May 2018 and the Project commenced operation (i.e. Tai Kwun) since 25 May 2018. The construction EM&A programme was also suspended since 25 May 2018, as justified by the ET leader, verified by the Independent Environmental Checker (IEC) and approved by EPD under Condition 3.1 of the EP-408/2011/C.

The construction works of Block 4 and the construction EM&A programme continued starting from 1 June 2020 and were temporarily suspended since 1 February 2021, as justified by the ET leader, verified by the IEC and approved by EPD under Condition 3.1 of the EP-408/2011/C.

Subsequently, the construction works of Block 4 and the construction EM&A programme resumed on 15 June 2023, as notified by JCCPS to EPD on 5 May 2023.

2.2 SITE DESCRIPTION

The location of the Project Site is shown in *Annex A1*. The Site is bounded by Hollywood Road to the north, Arbuthnot Road to the east, Chancery Lane to the south and Old Bailey Street to the west.

The Site comprises three Declared Monuments designated under the *Antiquities and Monuments Ordinance* in 1995. They are:

- Central Police Station;
- Former Central Magistracy; and
- Victoria Prison Compound.

They are collectively named the Central Police Station (CPS). *Annex A2* shows the location of the Declared Monuments within CPS and the buildings within the CPS.

2.3 CONSTRUCTION ACTIVITIES

The construction works of the Project are confined to the Block 4 site only. A summary of the major construction activities undertaken in this reporting period is shown in *Table 2.1*.

Table 2.1 **Summary of Construction Activities undertaken in this Reporting Period**

Construction Activities Undertaken
January 2024: <ul style="list-style-type: none">• A&A (dismantling of roof)
February 2024: <ul style="list-style-type: none">• A&A (commencement of taking down of walls from 2/F)
March 2024: <ul style="list-style-type: none">• A&A (taking down of walls from 2/F)

2.4 **CONSTRUCTION PROGRAMME**

The most updated construction programme for the Project is presented in *Annex I*.

2.5 **PROJECT ORGANISATION AND MANAGEMENT STRUCTURE**

The Project organization chart, hotline number and contact details are shown in *Annex B*.

2.6 **STATUS OF ENVIRONMENTAL APPROVAL DOCUMENTS**

A summary of the valid permits, licences, and/or notifications on environmental protection for this Project within the reporting period is presented in *Table 2.2*.

Table 2.2 Summary of Environmental Licensing, Notification and Permit Status

Permit/ Licences/ Notification	Reference	Validity Period	Remarks
Environmental Permit (EP)	EP-408/2011/C	Throughout the Contract	Permit granted on 29 April 2016
Notification of Construction Works as required under <i>Air Pollution Control (Construction Dust) Regulation</i>	Ref. No. 457024	Throughout the Contract	-
Registration of Chemical Waste Producer under <i>Waste Disposal Ordinance</i>	Chemical Waste Producer No.: 5213-122-S4253-01	Throughout the Contract	-
Disposal of C&D material/waste	Billing Account Number: 7030507	Throughout the Contract	-
Effluent Discharge License under <i>Water Pollution Control Ordinance</i>	WT00036403-2020	2 September 2020 to 30 September 2025	-

3.1 NOISE MONITORING

3.1.1 Monitoring Location

The construction noise monitoring locations are given in *Table 3.1* and shown in *Annex C*.

Table 3.1 Construction Phase Noise Monitoring Locations

Monitoring Location	Proposed Construction Noise Monitoring Station			
	ID in EM&A Manual	ID	Type of Measurement	Remark
2 nd Floor of Block 3 at Tai Kwun	---	N2a	Façade	Access to the original proposed monitoring location in the EM&A Manual, Rooftop of Ho Fook Building (N2/NM2) could not be obtained; alternative location (N2a) was therefore proposed and approved by the Authorised Person (AP), IEC and EPD.
Outside of Boundary Wall of Tai Kwun at Chancery Lane	---	N5a	Free field	Access to the original proposed monitoring location in the EM&A Manual, Chancery House (N5), was denied; and the previous alternative location of Chancery Mansion (N6/NM6) was demolished; alternative location (N5a) was therefore proposed and approved by AP, IEC and EPD.
Notes:				
(a) Block 3 as mentioned in this Quarterly EM&A report is the same as "Building 03" in the approved EIA Report.				

The noise sensitive receivers are also shown in *Annex C*.

3.1.2 Monitoring Parameters, Frequency and Programme

Weekly construction noise monitoring was conducted in accordance with the requirements stipulated in the EM&A Manual. The monitoring programme for this reporting period is shown in *Annex D*.

The construction noise levels were measured in terms of A-weighted equivalent continuous sound pressure level (L_{eq}) in decibels dB(A). $L_{eq(30min)}$ were used as the monitoring parameter for the time period in between 0700 – 1900 hours on normal weekdays. Supplementary information for data auditing, two statistical sound levels L_{10} and L_{90} ; the levels exceeded for 10 and 90 percent of the time respectively, were also recorded during the monitoring for reference. The measured noise levels were logged in every 5 minutes throughout the impact monitoring period.

3.1.3 *Monitoring Equipment and Methodology*

Construction noise measurements were conducted in accordance with the calibration and measurement procedures as stated in *Annex – General Calibration and Measurement Procedures of Technical Memorandum on Noise from Construction Work other than Percussive Piling (GW-TM)* issued under the *Noise Control Ordinance (NCO)* (Cap 400).

The sound level meters and calibrator used for the noise measurement, as listed in *Table 3.2*, complies with IEC 651: 1979 and 804:1985 (Type 1) specification. The calibration certificates of the sound level meters are included in *Annex E*.

Table 3.2 *Noise Monitoring Equipment*

Monitoring Stations	Monitoring Equipment (Sound Level Meter and Calibrator)
N2a, N5a	<u>Calibrator</u> LARSON DAVIS CAL200 (S/N 11334)
	<u>Sound Level Meter</u> Rion NL-52 (S/N 00131627)

Immediately prior to and following the noise measurements, the accuracy of the measurement equipment was checked using an acoustic calibrator generating a known sound pressure level at a known frequency.

Measurements were accepted as the calibration level from before and after the noise measurement agree to within 1.0 dB.

3.1.4 *Event / Action Plan*

Table 3.3 *Action and Limit Levels for Construction Noise Monitoring*

Noise Monitoring Location	Action Level	Limit Level, $L_{eq(30mins), dB(A)}$	Remark
N2a, N5a	When one documented complaint is received from any one of the sensitive receivers	75 ^(note)	Applicable during 0700 – 1900 hours on normal weekdays.

Notes:

- Acceptable Noise Levels for Area Sensitivity Rating of A/B/C. Limit Level is reduced to 70dB(A) for schools and 65dB(A) during school examination periods.
- If works are to be carried out during restricted hours, the conditions stipulated in the Construction Noise Permit (CNP) issued by the Noise Control Authority (NCA) have to be followed.

The Event / Action Plan (EAP) for noise monitoring is presented in *Annex F*.

3.1.5 *Mitigation Measures*

The mitigation measures in accordance with the EP, EIA and EM&A Manual and their implementation status are presented in *Annex G*.

3.2 *CULTURAL HERITAGE*

3.2.1 *Vibration Monitoring*

The construction works of the Project are currently confined to the Block 4 site only. The construction works involved the removal works at the West Room of Block 4 and hoarding erection, which are not expected to cause vibration impact to the surrounding historic buildings and structures. Hence, vibration monitoring is considered not necessary.

3.2.2 *Mitigation Measures*

Cultural heritage mitigation measures in accordance with the EP, EIA and EM&A Manual were implemented by the Contractor and the implementation status is given in *Annex G*.

3.3 *LANDSCAPE AND VISUAL MONITORING*

The construction works of the Project are currently confined to the Block 4 site only. No trees are located within the Block 4 site. Tree inspection is considered not necessary. Implementation of mitigation measures for landscape and visual resources recommended in the EIA Report was monitored during the site inspection.

3.3.1 *Mitigation Measures*

Landscape and visual mitigation measures in accordance with the EP, EIA and EM&A Manual were implemented by the Contractor and the implementation status is given in *Annex G*.

3.4 *ENVIRONMENTAL REQUIREMENTS IN CONTRACT DOCUMENTS*

The environmental requirements as specified in the contract documents were reviewed and were covered in the EIA's requirements.

IMPLEMENTATION STATUS ON ENVIRONMENTAL MITIGATION MEASURES

The Contractor has generally implemented the environmental mitigation measures (including those for cultural heritage) and requirements as stated in the EIA Report, EM&A Manual, EP and the contract documents. The implementation status during the reporting period is summarised in *Annex G*.

Status of required submissions under the EP during the reporting period is presented in *Table 4.1*.

Table 4.1 *Status of Required Submissions*

Submission	Submission Date	
<i>EP Condition</i>		
Condition 3.4	• 94 th Monthly EM&A Report	12 January 2024
	• 95 th Monthly EM&A Report	9 February 2024
	• 96 th Monthly EM&A Report	14 March 2024
Condition 10.4	• 29 th Quarterly EM&A Report	4 January 2024
	• 30 th Quarterly EM&A Report	4 January 2024

5.1 NOISE

A total of 13 sets of 30-minute construction noise measurements were carried out at each monitoring stations, N2a and N5a, during normal weekdays on 4, 11, 16, 24 and 30 January 2024; 7, 15, 21 and 28 February 2024; and 5, 13, 21 and 27 March 2024. The monitoring results together with graphical presentations are presented in *Annex H*. The local impacts observed near the monitoring stations of N2a and N5a were summarised below:

- N2a: construction noise from the construction site nearby.
- N5a: construction noise from the construction site nearby.

No exceedance of the Action or Limit Level of construction noise was recorded during the reporting period.

5.2 CULTURAL HERITAGE

5.2.1 Heritage Site Audit

Heritage site audits were conducted on 3, 11, 19, 23 and 31 January 2024; 6, 20, 23 and 27 February 2024; and 5, 8, 12, 19 and 27 March 2024 by the Heritage Checker during the reporting period. Key site audit findings and recommendations are summarised below, and the monthly site audit checklists for cultural heritage are appended in *Annex M*. The Contractor was urged to follow-up the necessary rectification based on the inspection findings.

3 and 11 January 2024

- Signs of live and past termite infestation were observed during these two site inspections. The affected timber members were immediately treated with chemicals in accordance with advice from the termite specialist. A further inspection was carried out by the termite specialist on 13 Jan to identify any further infestation on the rest of the salvaged timber members. These timbers have been isolated, and the discussion for additional treatment measures for any termite-infested timber is ongoing.

23 January 2024

- Water ponding on the temporary tarpaulin roof covering as well as some areas of damaged tarpaulin was observed, which allowed water into building's interior. The Contractor was requested to rectify this by reviewing the falls on the temporary roof and the condition of the tarpaulin so to prevent this from happening again. The Contractor was

also reminded to replace any defective plywood protection where necessary.

27 March 2024

- Large amount of debris was found at the landing between 1/F and 2/F. The Contractor was reminded to remove the debris in a timely manner and maintain sufficient protection

5, 8, 12, 19 and 27 March 2024

- Protection to existing timber windows and doors on G/F had signs of deterioration during all site visits in March. The Contractor was reminded to maintain sufficient protection to the portion that are to be retained.

One non-compliance report related to the character defining elements, historic buildings and structures was issued during the reporting period. The summary of condition of the character defining elements, historic buildings and structures is contained in *Annex L*.

Summary of the Non-compliance Report issued on 18 January 2024 and Follow-up Actions:

- Some vertical props and elevation bracing between these props were removed without consent. The Contractor was requested to reinstate the identified props immediately. The removed props were observed as being reinstated during the site inspection on 23 January 2024.

5.3 WASTE MANAGEMENT

Wastes generated from this Project include inert construction and demolition (C&D) materials and non-inert C&D materials. With reference to relevant handling records and trip tickets of this Project, the quantities of different types of waste generated in the reporting period are summarised in *Table 5.1*. The summary of Waste Flow Table prepared by the Contractor is shown in *Annex J*.

Table 5.1 Quantities of Waste Generated from the Project

Month/Year	Quantity						
	C&D Materials (inert) (tonnes) ^(a)	C&D Materials (non-inert) (tonnes) ^(b)	Chemical Waste		Recycled materials		
			Liquid (L)	Solid (kg)	Paper/ cardboard (kg)	Plastics (kg)	Metals (kg)
January 2024	33.9	0	0	0	0	0	0
February 2024	0	0	0	0	0	0	0

Month/Year	Quantity						
March 2024	132.3	0	0	0	0	0	0
Total	166.2	0	0	0	0	0	0

Notes:

- (a) Inert C&D materials include bricks, concrete, building debris, rubble and excavated soil. The inert C&D materials generated in this reporting period were sent to the Chai Wan Public Fill Barging Point.
- (b) Non-inert C&D materials include general refuse and mixed construction waste.

5.4

EFFECTIVENESS OF MITIGATION MEASURES AND MONITORING

The mitigation measures recommended in the EIA report and required by the EP are considered effective in minimising environmental impacts.

The EM&A for the Project was conducted as scheduled during the reporting period. No non-compliance events were observed during site inspections and no exceedances of action or limit level were recorded during the reporting period. The EM&A programme is considered effective.

Three monthly environmental site inspections were conducted on 19 January 2024, 19 February 2024 and 22 March 2024 during the reporting period. There was no non-compliance recorded during the site inspections. Key observations and recommendations are summarised below. The recommendations were implemented and the observations were rectified by the Contractor in the subsequent monthly site inspection.

- No major observation was noted during the site inspections.

This page is deliberately left blank

7 ENVIRONMENTAL NON-CONFORMANCE

7.1.1 *Summary of Monitoring Exceedance*

No exceedance of the Action or Limit Level of construction noise was recorded during the reporting period.

7.1.2 *Summary of Enquiry*

No enquiry was recorded during the reporting period.

7.1.3 *Summary of Non-Compliance*

No environmental non-compliance event was recorded during the reporting period. One non-compliance report related to the character defining elements, historic buildings and structures was issued on 18 January 2024.

7.1.4 *Summary of Environmental Complaint*

No complaint was received during the reporting period. The cumulative number of complaints is presented in *Annex K*.

7.1.5 *Summary of Environmental Summons and Successful Prosecution*

No summons was received during the reporting period. The cumulative summons/prosecution log is shown in *Annex K*.

8.1 NOISE

A comparison was made between the monitoring results in this reporting period and the Noise Standard for general construction works during 0700 – 1900 hrs on normal weekdays (*Table 8.1*).

Table 8.1 Comparison of Construction Noise Standard and Noise Monitoring Results

Reporting Month	Monitoring Stations	Corresponding NSR in EIA	Noise Limit Level	Predicted Construction Noise Level (With Mitigation) in EIA	Measured Construction Noise Level
			L _{eq, 30 min} dB(A)	L _{eq, 30 min} dB(A)	L _{eq, 30 min} dB(A)
January 2024	N2a	N2	75	67 - 72	62.4 – 67.4
	N5a	N5	75	73 - 75	62.5 – 66.4
February 2024	N2a	N2	75	67 - 72	61.6 – 63.7
	N5a	N5	75	73 - 75	62.1 – 66.0
March 2024	N2a	N2	75	67 - 72	63.1 – 63.6
	N5a	N5	75	73 - 75	65.4 – 67.4

The monitoring results recorded since the commencement of the construction works have been below the Limit Level and comparable to the predicted construction noise level in the approved EIA. Recommended mitigation measures in *Section 5.9.1* of EIA will continue to be implemented throughout the construction stage.

8.2 WASTE MANAGEMENT

The estimated amount of waste generated in the approved EIA and the accumulated quantities of waste generated up to this reporting period are presented in *Table 8.2*. The accumulated amount of inert and non-inert C&D materials is higher than the estimated amount in EIA. The major chemical waste generated on site was primarily asbestos which was not estimated in the approved EIA and hence no data is available for comparison. Recommended mitigation measures in *Section 8.5.1* of the EIA will continue to be implemented throughout the construction stage.

Table 8.2 *Quantity of Actual Amount of C&D Materials, General Wastes and Chemical Wastes Generated and EIA Estimation*

Type of Material	Estimated Amount of Waste in EIA	Accumulated Actual Amount of Waste Recorded (a) (b)
Amount of C&D Materials (Inert) Arising	16,440 m ³	38,346.8 m ³
Amount of C&D Materials (Non-inert) Arising	890 m ³	17,208.8 m ³
General Refuse	130 kg per day	- (c)
Chemical Waste	Less than 100L per month	- 57 L (liquid) - 7,395 kg (solid) - 7,000 kg of asbestos generated

Notes:

- (a) The accumulated actual amount of C&D Materials and chemical waste were recorded since the commencement of construction works.
- (b) The volume of waste materials are provided by the Contractor based on the updated waste record in March 2024.
- (c) The amount of general refuse generated was not recorded.

8.3 *SUMMARY OF REVIEW*

The EIA predictions and the monitoring results since the commencement of construction works have been reviewed. The EIA concluded that the Project would not cause adverse impacts to the environment and the monitoring results have also indicated the same so far. Mitigation measures recommended in the EP, EIA and EM&A Manual were implemented by the Contractor as far as practicable and were considered effective. The recommended mitigation measures will continue to be implemented throughout the construction phase of the Project.

The effectiveness of the monitoring programme has been exhibited therefore change to the programme is not considered to be necessary.

This 32nd Quarterly EM&A Report presents the EM&A works undertaken during the reporting period from 1 January 2024 to 31 March 2024 in accordance with the EM&A Manual.

No exceedance of the Action or Limit Level of construction noise was recorded at designated monitoring stations during the reporting period.

No enquiry was recorded during the reporting period.

No environmental non-compliance event was recorded during the reporting period. One non-compliance reports related to the character defining elements, historic buildings and structures was issued during the reporting period.

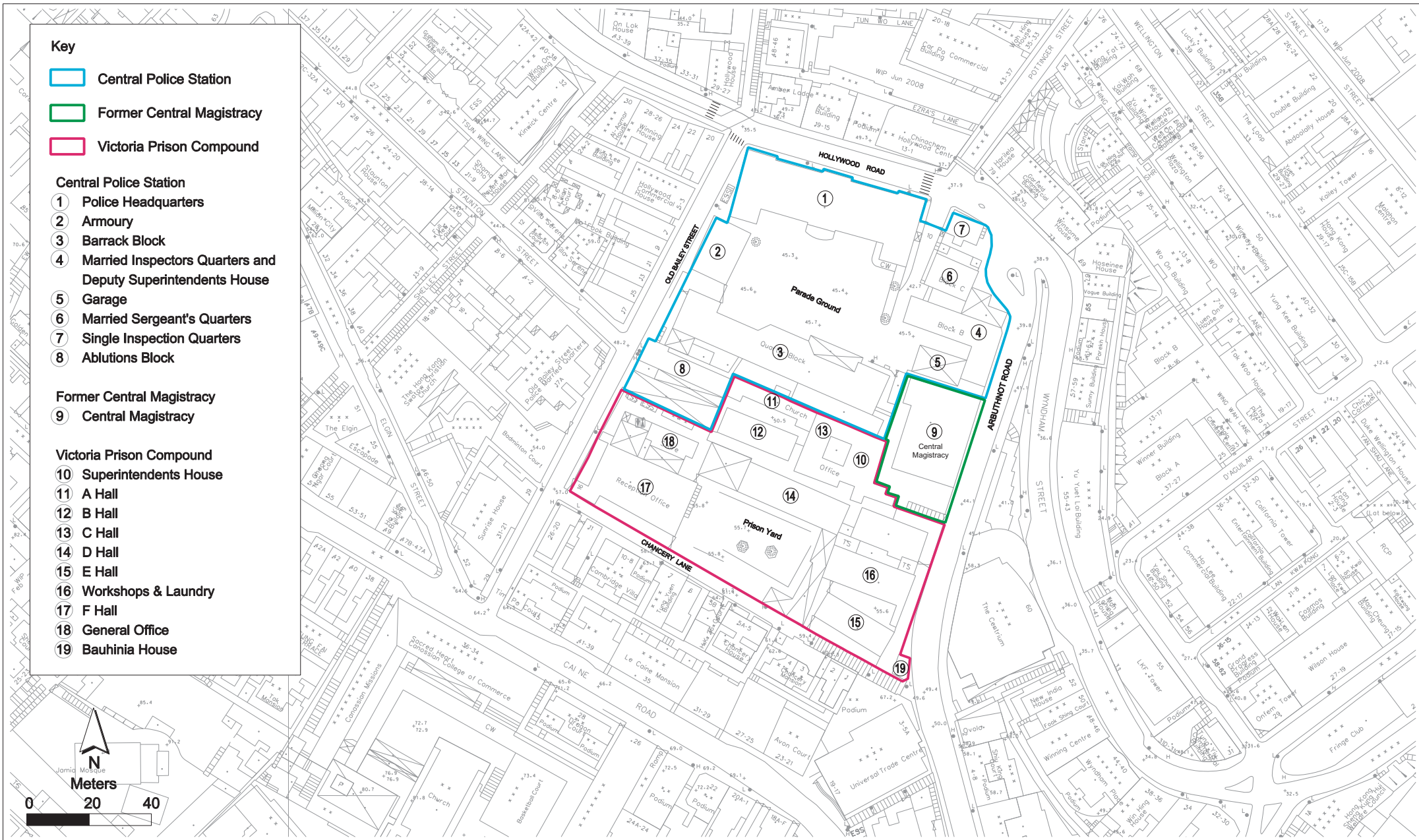
No complaint was received during the reporting period.

No summons/prosecution was received during the reporting period.

The monitoring programme was considered effective in reflecting the environmental conditions at the designated representative sensitive receivers. The monitoring results also indicate that the Project have not caused adverse impacts on the environment with implementation of appropriate mitigation measures. Change to the monitoring programme is not considered to be necessary. The ET will keep track on the EM&A programme to ensure compliance of environmental requirements and the proper implementation of all necessary mitigation measures in the coming periods.

Annex A

Location of Works Areas and the Surroundings



Annex A2

Declared Monuments within the Project Site

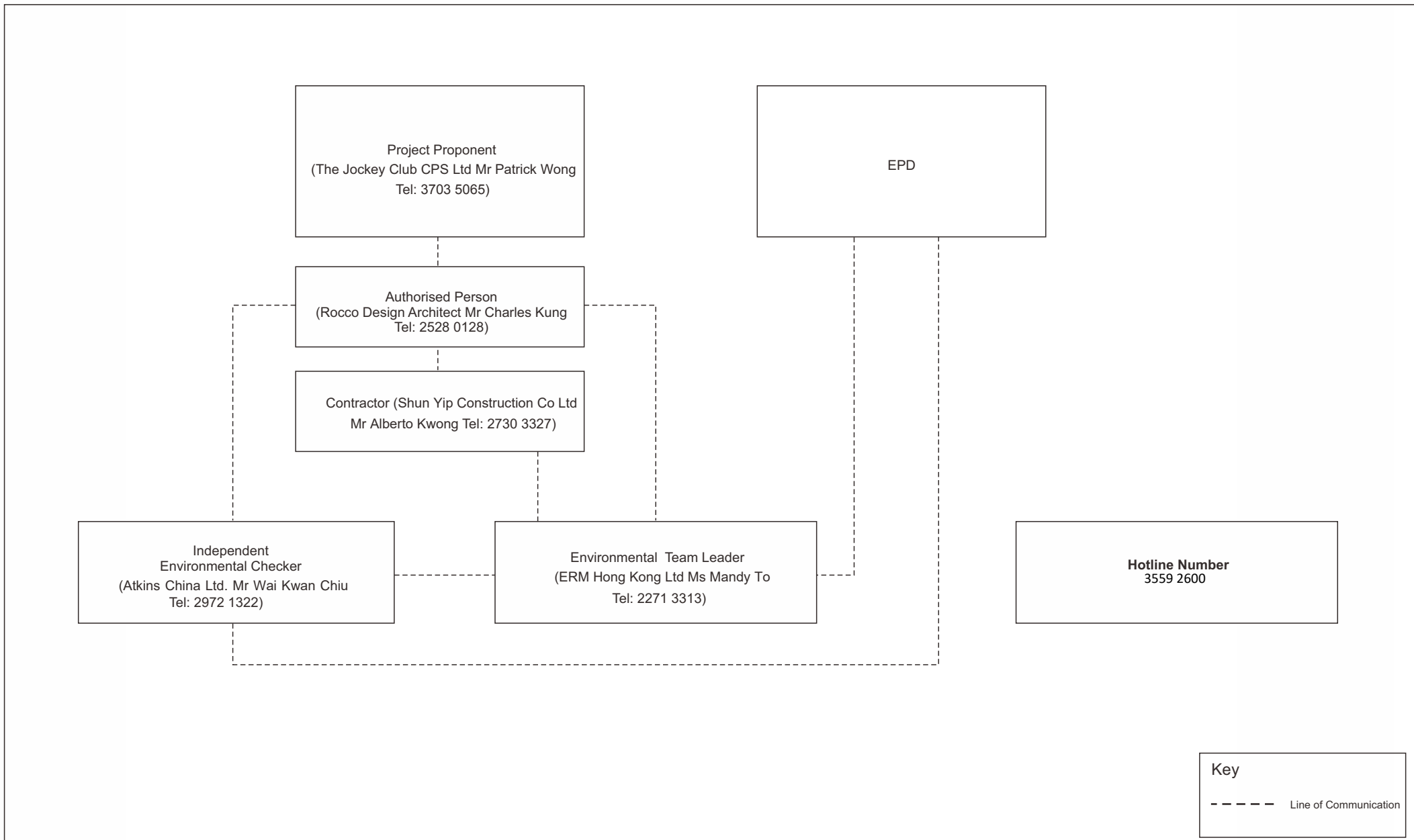
Environmental
Resources
Management



賽馬會文物保育有限公司
The Jockey Club CPS Limited

Annex B

Project Organisation Chart and Contact Detail



Key
 - - - - - Line of Communication

Annex C

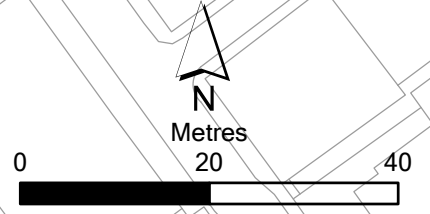
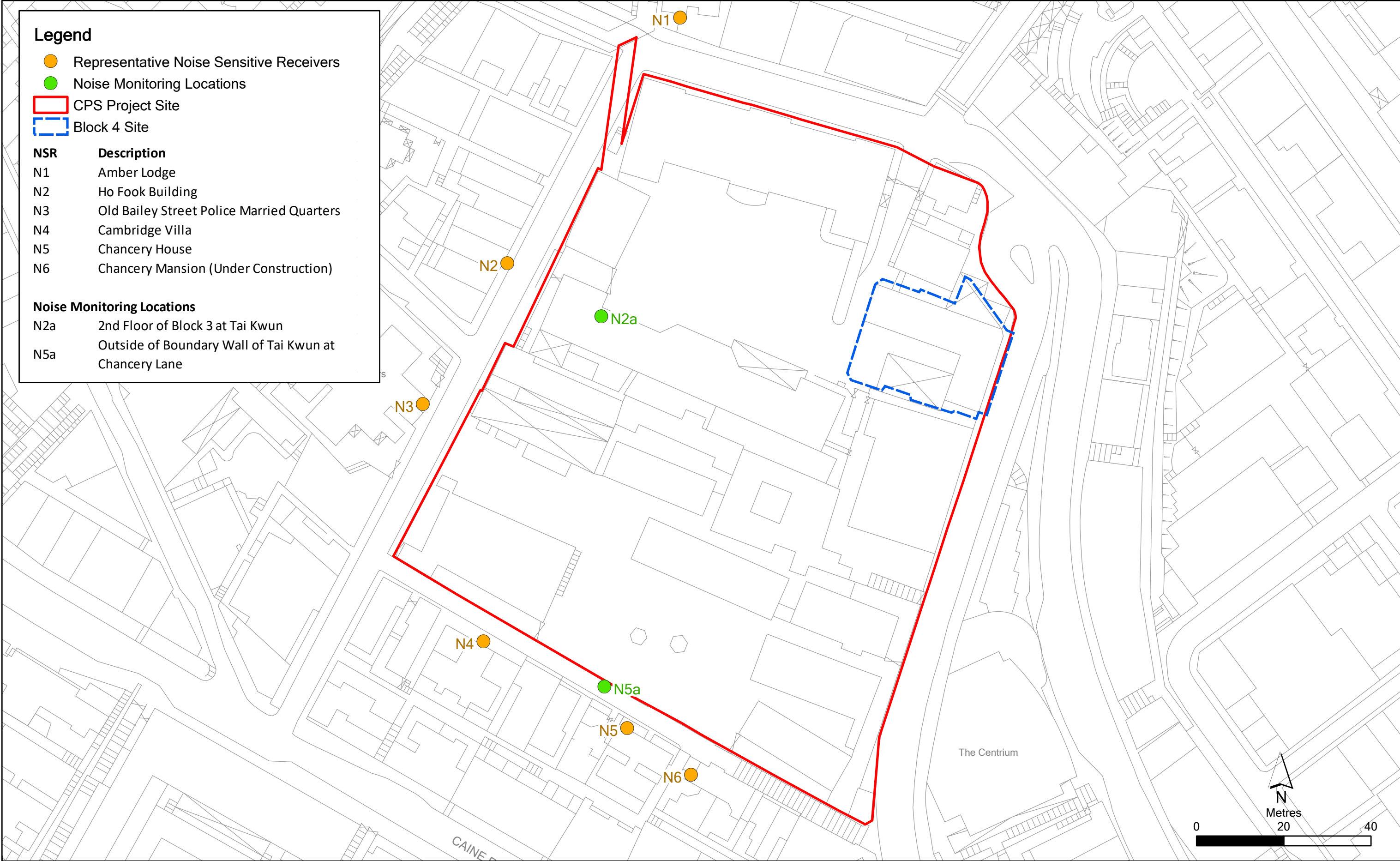
Locations of Noise Monitoring Stations and Noise Sensitive Receivers

Legend

- Representative Noise Sensitive Receivers
- Noise Monitoring Locations
- CPS Project Site
- Block 4 Site

NSR	Description
N1	Amber Lodge
N2	Ho Fook Building
N3	Old Bailey Street Police Married Quarters
N4	Cambridge Villa
N5	Chancery House
N6	Chancery Mansion (Under Construction)

Noise Monitoring Locations	
N2a	2nd Floor of Block 3 at Tai Kwun
N5a	Outside of Boundary Wall of Tai Kwun at Chancery Lane



Annex C

Location of Representative Noise Sensitive Receivers and Noise Monitoring Locations

File: T:\GIS\CONTRACT\0529357\mxd\0529357_NSR_Background_Noise.mxd
Date: 7/7/2020

**Environmental
Resources
Management**



Annex D

Monitoring Schedule of the Reporting Period

Central Police Station Conservation and Revitalisation Project
(2nd Floor of Block 3 at Tai Kwun - N2a & Outside of Boundary Wall of Tai Kwun at Chancery Lane - N5a)
Monitoring Schedule for Reporting Month - January 2024

Sunday	Monday	Tuesday	Wednesday	Thursday	Friday	Saturday
	1-Jan	2-Jan	3-Jan	4-Jan	5-Jan	6-Jan
				Noise Monitoring at N2a & N5a		
7-Jan	8-Jan	9-Jan	10-Jan	11-Jan	12-Jan	13-Jan
				Noise Monitoring at N2a & N5a		
14-Jan	15-Jan	16-Jan	17-Jan	18-Jan	19-Jan	20-Jan
		Noise Monitoring at N2a & N5a				
21-Jan	22-Jan	23-Jan	24-Jan	25-Jan	26-Jan	27-Jan
			Noise Monitoring at N2a & N5a			
28-Jan	29-Jan	30-Jan	31-Jan			
		Noise Monitoring at N2a & N5a				

**Central Police Station Conservation and Revitalisation Project
 (2nd Floor of Block 3 at Tai Kwun - N2a & Outside of Boundary Wall of Tai Kwun at Chancery Lane - N5a)
 Monitoring Schedule for Reporting Month - February 2024**

Sunday	Monday	Tuesday	Wednesday	Thursday	Friday	Saturday
				1-Feb	2-Feb	3-Feb
4-Feb	5-Feb	6-Feb	7-Feb	8-Feb	9-Feb	10-Feb
			Noise Monitoring at N2a & N5a			
11-Feb	12-Feb	13-Feb	14-Feb	15-Feb	16-Feb	17-Feb
				Noise Monitoring at N2a & N5a		
18-Feb	19-Feb	20-Feb	21-Feb	22-Feb	23-Feb	24-Feb
			Noise Monitoring at N2a & N5a			
25-Feb	26-Feb	27-Feb	28-Feb	29-Feb		
			Noise Monitoring at N2a & N5a			

Annex E

Calibration Reports for Calibrators and Sound Level Meters



輝創工程有限公司

Sun Creation Engineering Limited

Calibration & Testing Laboratory

Certificate of Calibration

校正證書

Certificate No. : C232461

證書編號

ITEM TESTED / 送檢項目 (Job No. / 序引編號 : IC23-0674)

Date of Receipt / 收件日期 : 31 March 2023

Description / 儀器名稱 : Precision Acoustic Calibrator

Manufacturer / 製造商 : LARSON DAVIS

Model No. / 型號 : CAL200

Serial No. / 編號 : 11334

Supplied By / 委託者 : Envirotech Services Co.

Room 712, 7/F, My Loft, 9 Hoi Wing Road, Tuen Mun,
New Territories, Hong Kong

TEST CONDITIONS / 測試條件

Temperature / 溫度 : $(23 \pm 2)^{\circ}\text{C}$

Relative Humidity / 相對濕度 : $(50 \pm 25)\%$

Line Voltage / 電壓 : ---

TEST SPECIFICATIONS / 測試規範

Calibration check

DATE OF TEST / 測試日期 : 1 May 2023

TEST RESULTS / 測試結果

The results apply to the particular unit-under-test only.

The results do not exceed specified limits.

These limits refer to manufacturer's published or user's specified tolerances as requested by the customer.


The results are detailed in the subsequent page(s).

The test equipment used for calibration are traceable to National Standards via :

- The Government of The Hong Kong Special Administrative Region Standard & Calibration Laboratory
- The Bruel & Kjaer Calibration Laboratory, Denmark
- Agilent Technologies / Keysight Technologies
- Fluke Everett Service Center, USA

Tested By

測試


K C Lee
Engineer

Certified By

核證


H C Chan
Engineer

Date of Issue

簽發日期

2 May 2023

The test equipment used for calibration is traceable to the National Standards as specified in this certificate. This certificate shall not be reproduced except in full, without the prior written approval of this laboratory.

本證書所載校正用之測試器材均可溯源至國際標準。局部複印本證書需先獲本實驗室書面批准。

Sun Creation Engineering Limited - Calibration & Testing Laboratory

c/o 4/F, 1 Hing On Lane, Tuen Mun, New Territories, Hong Kong

輝創工程有限公司 - 校正及檢測實驗室

c/o 香港新界屯門興安里一號四樓

Tel/電話: (852) 2927 2606

Fax/傳真: (852) 2744 8986

E-mail/電郵: callab@suncreation.com

Website 網址: www.suncreation.com



Certificate of Calibration 校正證書

Certificate No. : C232461
證書編號

- The unit-under-test (UUT) was allowed to stabilize in the laboratory for over 12 hours before the commencement of the test.
- The results presented are the mean of 3 measurements at each calibration point.
- Test equipment :

<u>Equipment ID</u>	<u>Description</u>	<u>Certificate No.</u>
CL130	Universal Counter	C223647
CL281	Multifunction Acoustic Calibrator	CDK2302738
TST150A	Measuring Amplifier	C221750

4. Test procedure : MA100N.

5. Results :

5.1 Sound Level Accuracy

UUT Nominal Value	Measured Value (dB)	User's Limit (dB)	Uncertainty of Measured Value (dB)
94 dB, 1 kHz	93.65	± 0.5	± 0.20
114 dB, 1 kHz	113.60		

5.2 Frequency Accuracy

UUT Nominal Value (kHz)	Measured Value (kHz)	Mfr's Limit	Uncertainty of Measured Value (Hz)
1	1.000	1 kHz ± 1 %	± 1

Remarks : - The user's limit is a customer pre-defined operating tolerance of the UUT, suitable for one's own intended use.

- The uncertainties are for a confidence probability of not less than 95 %.

Note :

Only the original copy or the laboratory's certified true copy is valid.

The values given in this Certificate only relate to the values measured at the time of the test and any uncertainties quoted will not include allowance for the equipment long term drift, variations with environment changes, vibration and shock during transportation, overloading, mis-handling, or the capability of any other laboratory to repeat the measurement. Sun Creation Engineering Limited shall not be liable for any loss or damage resulting from the use of the equipment.

The test equipment used for calibration is traceable to the National Standards as specified in this certificate. This certificate shall not be reproduced except in full, without the prior written approval of this laboratory.

本證書所載校正用之測試器材均可溯源至國際標準。局部複印本證書需先獲本實驗所書面批准。



Certificate of Calibration

for

Description: *Sound Level Meter*
Manufacturer: *RION*
Type No.: *NL-52 (Serial No.: 00131627)*
Microphone: *UC-59 (Serial No.: 04870)*
Preamplifier: *NH-25 (Serial No.: 10403)*

Submitted by:

Customer: *Envirotech Services Co.*
Address: *Rm.113, 1/F., My Loft, 9 Hoi Wing Road,
Tuen Mun, Hong Kong*

Upon receipt for calibration, the instrument was found to be:

- Within (31.5Hz – 8kHz)**
- Outside**

the allowable tolerance.

The test equipment used for calibration are traceable to National Standards via:

- The Government of The Hong Kong Special Administrative Region Standard & Calibration Laboratory

Date of receipt: 07 June 2023

Date of calibration: 08 June 2023

Date of NEXT calibration: 07 June 2024

Calibrated by: _____
Calibration Technician

Certified by: _____
Mr. Ng Yan Wa
Laboratory Manager

Date of issue: 08 June 2023

Certificate No.: APJ23-029-CC001



1. Calibration Precaution:

- The unit-under-test (UUT) was allowed to stabilize in the laboratory for over 24 hours, and switched on to warm up for over 10 minutes before the commencement of the test.
- The results presented are the mean of 3 measurements at each calibration point.

2. Calibration Conditions:

Air Temperature: 22.5 °C

Air Pressure: 1006 hPa

Relative Humidity: 64.5 %

3. Calibration Equipment:

	Type	Serial No.	Calibration Report Number	Traceable to
Multifunction Calibrator	B&K 4226	2288467	AV220061	HOKLAS

4. Calibration Results

Sound Pressure Level

Reference Sound Pressure Level

Setting of Unit-under-test (UUT)			Applied value		UUT Reading, dB	IEC 61672 Class 1 Specification, dB
Range, dB	Freq. Weighting	Time Weighting	Level, dB	Frequency, Hz		
30-130	dBA SPL	Fast	94	1000	94.0	±0.4

Linearity

Setting of Unit-under-test (UUT)			Applied value		UUT Reading, dB	IEC 61672 Class 1 Specification, dB
Range, dB	Freq. Weighting	Time Weighting	Level, dB	Frequency, Hz		
30-130	dBA SPL	Fast	94	1000	94.0	Ref
			104		104.0	±0.3
			114		114.0	±0.3

Time Weighting

Setting of Unit-under-test (UUT)			Applied value		UUT Reading, dB	IEC 61672 Class 1 Specification, dB
Range, dB	Freq. Weighting	Time Weighting	Level, dB	Frequency, Hz		
30-130	dBA SPL	Fast	94	1000	94.0	Ref
		Slow			94.0	±0.3

Certificate No.: APJ23-029-CC001



Page 2 of 4

Frequency Response

Linear Response

Setting of Unit-under-test (UUT)			Applied value		UUT Reading, dB	IEC 61672 Class 1 Specification, dB	
Range, dB	Freq. Weighting	Time Weighting	Level, dB	Frequency, Hz			
30-130	dB	SPL	94	Fast	31.5	93.9	±2.0
					63	93.9	±1.5
					125	94.0	±1.5
					250	94.0	±1.4
					500	94.0	±1.4
					1000	94.0	Ref.
					2000	93.9	±1.6
					4000	94.0	±1.6
					8000	92.2	+2.1; -3.1

A-weighting

Setting of Unit-under-test (UUT)			Applied value		UUT Reading, dB	IEC 61672 Class 1 Specification, dB	
Range, dB	Freq. Weighting	Time Weighting	Level, dB	Frequency, Hz			
30-130	dBA	SPL	94	Fast	31.5	54.4	-39.4±2.0
					63	67.7	-26.2±1.5
					125	77.9	-16.1±1.5
					250	85.3	-8.6±1.4
					500	90.7	-3.2±1.4
					1000	94.0	Ref
					2000	95.1	+1.2±1.6
					4000	95.0	+1.0±1.6
					8000	91.2	-1.1+2.1; -3.1

C-weighting

Setting of Unit-under-test (UUT)			Applied value		UUT Reading, dB	IEC 61672 Class 1 Specification, dB	
Range, dB	Freq. Weighting	Time Weighting	Level, dB	Frequency, Hz			
30-130	dBC	SPL	94	Fast	31.5	90.8	-3.0±2.0
					63	93.1	-0.8±1.5
					125	93.8	-0.2±1.5
					250	93.9	-0.0±1.4
					500	94.0	-0.0±1.4
					1000	94.0	Ref
					2000	93.7	-0.2±1.6
					4000	93.2	-0.8±1.6
					8000	89.3	-3.0+2.1; -3.1

5. Calibration Results Applied

The results apply to the particular unit-under-test only. All calibration points are within manufacture's specification as IEC 61672 Class 1.

Uncertainties of Applied Value:

94 dB	31.5 Hz	± 0.05
	63 Hz	± 0.05
	125 Hz	± 0.05
	250 Hz	± 0.05
	500 Hz	± 0.05
	1000 Hz	± 0.05
	2000 Hz	± 0.05
	4000 Hz	± 0.05
	8000 Hz	± 0.10
104 dB	1000 Hz	± 0.05
114 dB	1000 Hz	± 0.05

The uncertainties are evaluated for a 95% confidence level.

Note:

The values given in this certification only related to the values measured at the time of the calibration and any uncertainties quoted will not allow for the equipment long-term drift, variations with environmental changes, vibration and shock during transportation, overloading, mis-handling, or the capability of any other laboratory to repeat the calibration. (A+A)*L shall not be liable for any loss or damage resulting from the use of the equipment.

Annex F

Event/ Action Plans for Noise

Annex F Event and Action Plan for Noise

Event	Action			
	Environmental Team (ET)	Independent Environmental Checker (IEC)	Authorised Person (AP)	Contractor
Action Level	<ol style="list-style-type: none"> 1. Notify IEC and Contractor; 2. Carry out investigation; 3. Report the results of investigation to the IEC, AP and Contractor; 4. Discuss with the Contractor and formulate remedial measures; 5. Increase monitoring frequency to check mitigation effectiveness. 	<ol style="list-style-type: none"> 1. Review the analysed results submitted by the ET; 2. Review the proposed remedial measures by the Contractor and advise the AP accordingly; 3. Supervise the implementation of remedial measures. 	<ol style="list-style-type: none"> 1. Confirm receipt of notification of failure in writing; 2. Notify Contractor; 3. Require Contractor to proposed remedial measures for the analysed noise problem; 4. Ensure remedial measures are properly implemented. 	<ol style="list-style-type: none"> 1. Submit noise mitigation proposals to IEC; 2. Implement noise mitigation proposals.
Limit Level	<ol style="list-style-type: none"> 1. Identify source; 2. Inform IEC and AP; 3. Repeat measurements to confirm findings; 4. Increase monitoring frequency; 5. Carry out analysis of Contractor's working procedures to determine possible mitigation to be implemented; 6. Inform IEC, AP and EPD the causes and actions taken for the exceedances; 7. Assess effectiveness of Contractor's remedial actions and keep IEC, EPD and AP informed of the results; 8. If exceedance stops, cease additional monitoring. 	<ol style="list-style-type: none"> 1. Discuss amongst AP, ET, and Contractor on the potential remedial actions; 2. Review Contractors remedial actions whenever necessary to assure their effectiveness and advise the AP accordingly; 3. Supervise the implementation of remedial measures. 	<ol style="list-style-type: none"> 1. Confirm receipt of notification of failure in writing; 2. Notify Contractor; 3. Require Contractor to propose remedial measures for the analysed noise problem; 4. Ensure remedial measures properly implemented; 5. If exceedance continues, consider what portion of the work is responsible and instruct the Contractor to stop that portion of work until the exceedance is abated. 	<ol style="list-style-type: none"> 1. Take immediate action to avoid further exceedance; 2. Submit proposals for remedial actions to IEC within 3 working days of notification; 3. Implement the agreed proposals; 4. Resubmit proposals if problem still not under control; 5. Stop the relevant portion of works as determined by the AP until the exceedance is abated.

Annex G

Summary of Implementation Status

Annex G Implementation Schedule for Environmental Protection Measures

EIA Ref.	EM&A Ref.	Recommended Mitigation Measures	Location	When to Implement the Measure	Status
Cultural Heritage					
S3.9.1	S3.2.6	Subject to the outcome of the archaeological investigation, if archaeological deposits are identified to be impacted by the proposed development, appropriate mitigation measures will be recommended and agreed with AMO.	In accordance with the recommendations in the Archaeological Action Plan (AAP) issued on 21 Dec 11 and approved on 30 Dec 11 by AMO	During detailed design and construction	N/A – Irrelevant to the current scope of construction works in Block 4.
S3.9.2	S3.3.1	<u>Vibration Monitoring</u> A baseline condition survey and baseline vibration impact will be conducted by a specialist for the approval of AMO and Buildings Department prior to commencement of the construction works to define the vibration control limits and recommend a vibration monitoring proposal for the concerned historic buildings and structures in and outside CPS for AMO’s prior approval before commencement of the construction works.	Historic buildings and structures in CPS, the granite walls at Old Bailey Street and the proposed Grade 3 historic building (No. 20 Hollywood Road)	During detailed design and construction	N/A – Irrelevant to the current scope of construction works in Block 4.
S3.9.2	S3.3.3	<u>Compliance of the Approved Measures and Auditing</u> Staff training by an experience building conservation expert or relevant competent person(s) in the environmental team of the project should be provided to the on-site staffs, contractors, sub-contractors and workers of the project before commencement of works to ensure their full understanding of the approved protection schedule, restoration proposal and work methodologies related to cultural heritage, and their respective responsibilities in the implementation of the environmental protection measures. Regular site audit for cultural heritage should be carried out in the construction phase by an experience building conservation expert in the environmental team (“the Heritage Checker”) to investigate the site practice of the contractors and workers and their compliance of the approved work methodologies with respect of conservation works, mitigations for cultural heritage and any related works. A detailed	Whole site	Prior to and during construction	√

EIA Ref.	EM&A Ref.	Recommended Mitigation Measures	Location	When to Implement the Measure	Status
		<p>proposal of the regular audit such as methodology (e.g. performance and monitoring indicators, control tools, frequency of the audit, etc.) and the conservation professionals to be engaged should be agreed with AMO prior to work commencement.</p> <p>The Heritage Checker shall also attend the regular site meetings with AMO and report the compliance and effectiveness of the mitigation measures for cultural heritage.</p>			
S3.9.3	S3.3.4	<p><u>Archival Recording</u> An archival recording should be conducted to provide a detailed reference for the update of the Conservation Management Plan and inventory of historical features of the monuments, the preparation of as-built drawings showing the condition of the historic buildings and structures after the completion of the construction works. These archival records will be a reference source for future maintenance of the character defining elements, conservation of the monuments, interpretation and conservation education of the Site. The archival recording shall include but not limit to the video and photographic recording on the detailed process of the repair trials for different kinds of historical features, conservation works of character defining elements and historic fabrics of the monuments, and a written records of any new changes to the detailed design made in the construction phase illustrate with photos and drawings. A full set of the archives records (including both hard and soft copies) should be submitted to the AMO for approval after the work completion for record purpose. Any new findings related to the conservation of built heritage in the Site identified during the detailed design stage and construction phases shall be properly recorded in details for notification to the AMO and update of the Conservation Management Plan.</p>	Whole Site	During detailed design, construction and prior to operation	√ - Archival recording has been conducted throughout the construction phase, and will be submitted at later stage.
S3.7.3	-	<p><u>General Construction Methods</u> Prior to the commencement of the modification/refurbishment works at an existing building or structure (e.g. masonry walls near the Old Bailey Wing) , a site survey will be carried out by the design team, and all building dimensions and levels of the building/structure shown will be</p>	Whole site	During construction	√

EIA Ref.	EM&A Ref.	Recommended Mitigation Measures	Location	When to Implement the Measure	Status
		checked and confirmed by the contractor. Non-percussive piling methods will be adopted for the construction of the foundation for the new buildings. Protective and precaution measures to the existing buildings and structure adjacent to the work area (including the proposed Grade 3 historic building (No. 20 Hollywood road) and the granite boundary walls between the Ablutions Block of the police station (building no. 08) and the General Office of the prison area (building no. 18) which is adjacent to the new construction of the Old Bailey Wing and for an old granite walls at Old Bailey Street within 15m from the new construction) shall be provided to avoid damage to the existing features and to safeguard the structural integrity during the course of construction. Small scale handheld pneumatic tools with minimal vibration impact to the existing buildings/ structures are selected so as to have a better logistic and handling at the existing buildings and structures, which usually have only narrow working areas. In cases of the local demolition of structural elements, demountable platforms will be erected to temporarily support the affected area and divert the loading from above to avoid instability and create excessive cracking and settlement of the building/structure.			
S3.7.1 & 3.7.2	-	<p>Implementation and update of the Conservation Management Plan (CMP). Any new findings related to the conservation of the built heritage in the site identified during the detailed design and construction stage shall be properly recorded in details for the notification to the AMO and update in the CMP. After the construction, a cartographic and photographic recording on the restored historic buildings, historic features and the site shall be conducted and the following records shall be included into the CMP as appendices for updating and record purpose:</p> <ul style="list-style-type: none"> • one set of measured drawings and photographic records showing the as-built condition of historic buildings and structures; and • an updated inventory list of the historic features together with the cross referenced location plans and photo records. <p>One set of updated CMP shall be submitted to the AMO for approval before the operation stage of the project.</p>	Whole site	During detailed design, construction, post-construction and operation	√ - CMP (last updated in May 2019) was implemented during the reporting month.

EIA Ref.	EM&A Ref.	Recommended Mitigation Measures	Location	When to Implement the Measure	Status
<i>Landscape & Visual</i>					
S4.7.27	-	<p><u><i>In-situ Tree Protection - Cordon Zone (CZ)</i></u></p> <p>Cordon off each tree along its drip line (below the crown) with a chain-link fencing of 2.5 m height with padlocked gate, allowing limited access to area only to authorized persons. The base of the perimeter fence will be sealed up to 30 cm height to ensure that no construction drainage water will enter. If grouting is to be conducted less than 5 m from the edge of the CZ, a waterproof membrane will be installed below the ground to a depth of 1.5 m on the outer edge of the CZ to prevent the subsurface lateral movement of contaminated construction wastewater from intruding the soil inside the CZ.</p>	Whole site	During construction	N/A – Irrelevant to the current scope of construction works in Block 4.
S4.7.2	-	<p><u><i>In-situ Tree Protection - Advanced & Phased Root Pruning</i></u></p> <p>All edges of the CZ that will be affected by excavation will undergo root pruning by a trained arborist or horticulturist, in advance of the earth work. The entire affected length of the CZ, plus 3 m additional length at both ends, shall be designated as the root pruning segment (RPS). The require trench will be opened manually in the RPS, be 1.5 m deep and 1 m wide, and closed on the same day after pruning with a good soil mix. All roots with a diameter >20 mm encountered in the course of trench opening shall be cut flushed with the inner wall of the trench. If the RPS exceeds one-quarter of the CZ circumference, the root pruning should be conducted in two stages. Each phase will tackle half of the RPS length. After the first phase, the tree will be allowed to recuperate for not less than four months before the second phase root pruning is conducted. The RPS shall be protected by sheet piles along the outer edge. The rig that installs the piles and the associated operations shall not intrude into the CZ or injure the protected tree.</p>	Whole site	During construction	N/A – Irrelevant to the current scope of construction works in Block 4.
S4.7.2	-	<p><u><i>In-situ Tree Protection - Foliage cleansing system</i></u></p> <p>A sprinkler cleansing system will be installed either in the crown of the tree or at a suitable location on an adjacent building to provide the</p>	Whole site	During construction	N/A – Irrelevant to the current scope of construction works in Block 4.

EIA Ref.	EM&A Ref.	Recommended Mitigation Measures	Location	When to Implement the Measure	Status
		means to wash the foliage of the accumulated dust when necessary, particularly in the dry season.			
S4.7.2	S4	<p><u>In-situ Tree Protection - Monthly inspection</u></p> <p>Monthly inspection of affected trees by an experienced and appropriately trained arborist or horticulturist using Form 1 – Tree Group Inspection Form and Form 2 – Tree Risk Assessment Form developed by Development Bureau (http://www.trees.gov.hk/en/doc/TRAGuideline_July2010version_combine.pdf) or a form designed by a tree expert and approved by Tree Management Office. All irregularities that deviate from the recommended tree protection measures, or could impose deleterious impacts on the protected trees, must be reported to the authorized person or the tree expert within two days.</p>	Whole site	During construction	N/A – Irrelevant to the current scope of construction works in Block 4.
S4.7.2	-	<p><u>Light Control</u></p> <p>Control of night-time lighting shall be implemented to minimise impact to adjacent VSRs.</p>	Whole site	During construction and operation	√
S4.7.2	S4	<p><u>Compensatory Tree Planting</u></p> <p>A new planting site has been identified for compensatory tree planting in the Parade Ground. The planting is to compensate for felling of T10 and T10a. The existing tree site will be enlarged to become a wide tree strip to accommodate the compensatory trees. The entire strip of land that accommodates T1 to T4 should be revamped to improve the soil condition for future tree growth.</p> <p>The new tree strip should be 4 m wide and covered by porous unit pavers to permit the entry of rain and irrigation water and air exchange between the soil and the atmosphere. The unit pavers should be supported by small columns to create a vault-like structure so as to avoid compaction of the underlying soil due to pedestrian trampling. The unit pavers will be movable to provide access to the soil underneath so that fertilizers and conditioners could be added on a</p>	At identified compensatory tree planting location at the Parade Ground	During detailed design and construction	N/A – Irrelevant to the current scope of construction works in Block 4.

EIA Ref.	EM&A Ref.	Recommended Mitigation Measures	Location	When to Implement the Measure	Status
		regular basis. The air conditioner unit currently located near the proposed planting site should also be removed. This new tree planting site should also be provided with proper irrigation. Pursuant to the "Environment, Transport and Works Bureau Technical Circular (Works) No. 3/2006 Tree Preservation", the compensation ratio should preferably be 1:1 according to trunk girth. An aggregate DBH of the new trees would be 60cm, the rate of compensation is beyond the requirements The replacement trees should be planted in accordance with the requirement of the landscape proposal approved by the Planning Department.			
S4.7.2	S4	<u>Existing Granite Revetment Wall</u> The inner stone face along the southern wall of the Site shall be preserved to its original historical appearance.	Inner Southern Wall	During detailed design and construction	N/A – Irrelevant to the current scope of construction works in Block 4.
S4.7.2	-	<u>New Custom Paving</u> New, Patterned, High Quality, Concrete Custom Pavers should replace most of the existing paving in the open spaces.	Whole site	During detailed design and construction	N/A – Irrelevant to the current scope of construction works in Block 4.
S4.7.2	S4	<u>In-situ Tree Protection - Quarterly inspection</u> Quarterly Inspection of affected and newly planted trees by an experienced and appropriately trained arborist or horticulturist using Form 1 – Tree Group Inspection Form and Form 2 – Tree Risk Assessment Form developed by Development Bureau (http://www.trees.gov.hk/en/doc/TRAGuideline_July2010version_combine.pdf) or a form designed by a tree expert and approved by Tree Management Office for a period of 12 months after construction.	Whole site	During post construction and operation	N/A – Irrelevant to the current scope of construction works in Block 4.
<i>Noise</i>					
S5.9	-	The following site practices should be followed during the construction of the Project:	Whole Site	During	√

EIA Ref.	EM&A Ref.	Recommended Mitigation Measures	Location	When to Implement the Measure	Status
		<ul style="list-style-type: none"> Only well-maintained plant will be operated on-site and plant will be serviced regularly during the construction phase; Silencers or mufflers on construction equipment will be utilised and will be properly maintained during the construction phase; Mobile plant, if any, will be sited as far away from NSRs as possible; Machines and plant (such as trucks) that may be in intermittent use will be shut down between work periods or will be throttled down to a minimum; Plant known to emit noise strongly in one direction will, wherever possible, be orientated so that the noise is directed away from the nearby NSRs; and Material stockpiles and other structures will be effectively utilised, wherever practicable, in screening noise from on-site construction activities. 		construction	
S5.9	-	Noise insulating sheet would be adopted for certain PME (eg drill rig, excavator for demolition of existing structures, etc). The noise insulating sheet should be deployed such that there would be no opening or gaps on the joints.	Whole Site	During construction	N/A - Not observed during the reporting period.
S5.9	-	Use temporary noise barriers to mitigate the noise impact arising from the construction works, particularly for low-rise NSRs. Movable noise barriers of 3 m in height with skid footing should be used and located within a few metres of stationary plant and mobile plant such that the line of sight to the NSR is blocked by the barriers. The length of the barrier should be at least five times greater than its height. The noise barrier material should have a superficial surface density of at least 7 kg m ⁻² and have no openings or gaps.	Whole Site	During construction	N/A - Not observed during the reporting period.
S5.9	-	Use quiet PME as far as practicable to mitigate the construction noise impact.	Whole Site	During construction	N/A - Not observed during the reporting period.
S5.9	-	Scheduling of construction activities with identified grouping of PMEs.	Whole Site	During construction	N/A - Not observed during the reporting period.
S5.11	S5	Weekly noise monitoring will be undertaken at the representative NSRs (i.e. 2nd Floor of Block 3 at Tai Kwun (N2a) and Outside of Boundary Wall of Tai Kwun at Chancery Lane (N5a)). Monthly site audits will	Whole Site	During construction	√

EIA Ref.	EM&A Ref.	Recommended Mitigation Measures	Location	When to Implement the Measure	Status
		be conducted to ensure that the recommended mitigation measures are properly implemented during the construction stage.			
<i>Air Quality</i>					
S6.8.1	-	Dust control measures stipulated in the <i>Air Pollution Control (Construction Dust) Regulation</i> will be implemented during the construction phase to control the potential fugitive dust emissions.	Whole Site	During construction	√
S6.8.1	-	In particular: Temporary stockpiles of dusty materials will be either covered entirely by impervious sheets; placed in an area sheltered on the top and three sides; or sprayed with water to maintain the entire surface wet at all the time.	Whole Site	During construction	N/A - Not observed during the reporting period.
S6.8.1	-	Impervious sheet will be provided for skip hoist for material transport.	Whole Site	During construction	N/A - Not observed during the reporting period.
S6.8.1	-	Vehicle washing facilities will be provided at the designated vehicle exit points.	Whole Site	During construction	N/A - Irrelevant to the current scope of construction works in Block 4.
S6.8.1	-	Every vehicle will be washed to remove any dusty materials from its chassis and wheels immediately before leaving the worksite.	Whole Site	During construction	N/A - Irrelevant to the current scope of construction works in Block 4.
S6.8.1	-	Road sections between vehicle-wash areas and vehicular entrances will be paved.	Whole Site	During construction	N/A - Irrelevant to the current scope of construction works in Block 4.
S6.8.1	-	The load carried by the trucks will be covered entirely to ensure no dust emission from the vehicles.	Whole Site	During construction	N/A - Not observed during the reporting period.
S6.8.1	-	Hoarding of not less than 2.4m high from ground level will be provided along the Project Site boundary adjoining a road where the new buildings (Old Bailey Wing and Arbuthnot Wing) will be constructed.	Whole Site	During construction	√
S6.8.1	-	Stockpiles of more than 20 bags of cement, dry pulverised fuel ash and dusty construction materials will be covered entirely by impervious sheeting sheltered on top and 3-sides.	Whole Site	During construction	√
S6.8.1	-	An effective dust screen will be provided to enclose scaffolding, if required, from the ground floor level of building for construction of superstructure of the new buildings.	Whole Site	During construction	√

EIA Ref.	EM&A Ref.	Recommended Mitigation Measures	Location	When to Implement the Measure	Status
S6.8.1	-	Impervious dust screen or sheeting will be implemented for demolition of structures and renovation of outer surfaces of structures that abuts or fronts open area accessible to the public to no less than 1m higher than the highest level of the structure being demolished.	Whole Site	During construction	√
S6.8.1	-	The area at which demolition work takes place will be sprayed with water or dust suppression chemical immediately prior to, during and immediately after the demolition activity.	Area for Demolition Work	During construction	N/A – Not observed during the reporting period.
S6.8.1	-	ULSD will be used for all construction plant on-site.	Whole Site	During construction	N/A – Not observed during the reporting period.
S6.8.1	-	The engine of the construction equipment or trucks during idling will be switched off.	Whole Site	During construction	√
S6.8.1	-	Site practices such as regular maintenance and checking of construction equipment deployed on-site will be conducted to avoid any black smoke emissions and to minimise gaseous emissions.	Whole Site	During construction	N/A – Not observed during the reporting period.
S6.10	S3.2	Monthly environmental site audits to ensure that appropriate dust control measures are properly implemented and good construction site practices are adopted throughout the construction period.	Whole Site	During construction	√
<i>Water Quality</i>					
S7.6	-	Channels, earth bunds or sand bag barriers will be provided on site to direct stormwater to silt removal facilities. The design of silt removal facilities will make reference to the guidelines in <i>Appendix A1 of ProPECC PN 1/94</i> . All drainage facilities and erosion and sediment control structures will be inspected on a regular basis and maintained to confirm proper and efficient operation at all times and particularly during rainstorms. Deposited silt and grit will be removed regularly.	Whole Site	During construction	√
S7.6	-	All drainage facilities and erosion and sediment control structures will be regularly inspected and maintained to ensure proper and efficient operation at all times and particularly following rainstorms. Deposited silt and grit will be removed regularly and disposed of.	Whole Site	During construction	√

EIA Ref.	EM&A Ref.	Recommended Mitigation Measures	Location	When to Implement the Measure	Status
S7.6	-	Measures will be taken to reduce the ingress of stormwater into excavation areas. If the excavation of the concrete foundation is to be carried out in wet season, they will be dug and backfilled in short sections wherever practicable. Water pumped out from trenches or foundation excavations will be discharged into stormwater drains via silt removal facilities.	Whole Site	During construction	N/A – Irrelevant to the current scope of construction works in Block 4.
S7.6	-	Open stockpiles of excavated and demolition materials will be covered with tarpaulin or similar fabric during rainstorms. Measures will be taken to prevent the washing away of residues, chemicals or debris into any drainage system.	Whole Site	During construction	√
S7.6	-	Manholes (including newly constructed ones) will always be adequately covered and temporarily sealed so as to prevent silt, construction materials or debris being washed into the drainage system.	Whole Site	During construction	N/A – Not observed during the reporting period.
S7.6	-	Precautions will be taken when a rainstorm is imminent or forecasted, and actions to be taken during or after rainstorms are summarised in Appendix A2 of <i>ProPECC PN 1/94</i> . Particular attention will be paid to the control of silty surface runoff during storm events.	Whole Site	During construction	√
S7.6	-	All temporary and permanent drainage pipes and culverts provided to facilitate runoff discharge will be adequately designed for the controlled release of stormwater flows. All sediment traps will be regularly cleaned and maintained. The temporary diverted drainage will be reinstated to the original condition when the construction work has finished or the temporary diversion is no longer required.	Whole Site	During construction	√
S7.6	-	Vehicle and plant servicing areas, vehicle washing bays and lubrication bays will, as far as possible, be located within roofed areas. The drainage in these covered areas will be connected to foul sewers via a petrol interceptor.	Whole Site	During construction	N/A – Not observed during the reporting period.
S7.6	-	Oil leakage or spillage will be contained and cleaned up immediately. Waste oil will be collected and stored for recycling or disposal.	Whole Site	During construction	N/A – Not observed during the reporting period.
S7.6	-	Waste streams classifiable as chemical wastes will be properly stored, collected and treated.	Whole Site	During construction	N/A – Not observed during the reporting period.
S7.6	-	All fuel tanks and chemical storage areas will be provided with locks and be sited on paved areas.	Whole Site	During construction	N/A – Not observed during the reporting period.

EIA Ref.	EM&A Ref.	Recommended Mitigation Measures	Location	When to Implement the Measure	Status
S7.6	-	The storage areas will be surrounded by bunds with a capacity equal to 110% of the storage capacity of the largest tank to prevent spilled oil, fuel and chemicals from reaching the receiving waters.	Whole Site	During construction	N/A - Not observed during the reporting period.
S7.6	-	The Contractors will prepare guidelines and procedures for immediate clean-up actions following any spillages of oil, fuel or chemicals.	Whole Site	During construction	√
S7.6	-	Surface runoff from bunded areas will pass through oil/grease traps prior to discharge to the stormwater system	Whole Site	During construction	N/A - Not observed during the reporting period.
S7.6	-	The stormwater discharge from the site will be monitored as part of the routine monitoring under the WPCO licence, if applicable.	Whole Site	During construction	N/A - Not observed during the reporting period.
S7.6	-	The existing toilet facilities of the CPS will be available to the construction workforce. The sewage will be discharged to the public sewer.	Whole Site	During construction	√
S7.8	S5.2	Monthly site audits of the works areas will be carried out during the construction phase to monitor the environmental performance of the Project and to enable prompt actions to rectify any malpractice which may give rise to water pollution problem.	Whole Site	During construction	√
<i>Waste Management</i>					
S8.5	S6.3.1 & Table 6.1	<u>General</u> The Contractor shall apply for and obtain all the necessary waste disposal permits or licences are obtained prior to the commencement of the construction works.	Whole Site	During construction	√
S8.5	-	<u>Management of Waste Disposal</u> The construction contractor will open a billing account with the EPD. Every construction waste or public fill load to be transferred to the Government waste disposal facilities such as public fill reception facilities, sorting facilities, landfills will require a valid "chit" which contains the information of the account holder to facilitate waste transaction recording and billing to the waste producer.	Whole Site	During construction	√
S8.5	S6.2	A trip-ticket system will also be established to monitor the disposal of construction waste at landfill and to control fly-tipping. The trip-ticket	Whole Site	During construction	√

EIA Ref.	EM&A Ref.	Recommended Mitigation Measures	Location	When to Implement the Measure	Status
		system will be included as one of the contractual requirements and implemented by the contractor.			
S8.5	S6 & Table 6.1	A recording system for the amount of wastes generated/recycled and disposed of will be established during the construction phase.	Whole Site	During construction	√
S8.5	S6.3	<u>Reduction of Construction Waste Generation</u> C&D material will be segregated on-site into public fill and construction waste and stored in different containers or skips to facilitate reuse of the public fill and proper disposal of the construction waste. Specific areas of the work site will be designated for such segregation and storage if immediate use is not practicable.	Whole Site	During construction	√
S8.5	S6	<u>Chemical Waste</u> The contractor will register as a chemical waste producer with the EPD.	Whole Site	During construction and operation	√
S8.5	S6	Containers used for storage of chemical waste shall: <ul style="list-style-type: none"> • Be suitable for the substance they are holding, resistant to corrosion, maintained in a good condition, and securely closed; • Have a capacity of less than 450 L unless the specifications have been approved by the EPD; and • Display a label in English and Chinese in accordance with instructions prescribed in <i>Schedule 2 of the Regulations</i>. 	Whole Site	During construction and operation	N/A – Not observed during the reporting period.
S8.5	S6	Storage areas for chemical waste shall: <ul style="list-style-type: none"> • Be clearly labelled and used solely for the storage of chemical waste; • Be enclosed on at least 3 sides; • Have an impermeable floor and bunding, of capacity to accommodate 110% of the volume of the largest container or 20% by volume of the chemical waste stored in that area, whichever is the greatest; • Have adequate ventilation; • Be covered to prevent rainfall entering (water collected within the bund must be tested and disposed of as chemical waste, if necessary); and 	Whole Site	During construction and operation	N/A – Not observed during the reporting period.

EIA Ref.	EM&A Ref.	Recommended Mitigation Measures	Location	When to Implement the Measure	Status
		<ul style="list-style-type: none"> Be arranged so that incompatible materials are appropriately separated. 			
S8.5	S6	A licensed contractor shall be employed to collect chemical waste for delivery to a licensed treatment facility.	Chemical Waste Treatment Centre at Tsing Yi	During construction and operation	√
S8.5	S6 & Table 6.1	<u>General Refuse</u> General refuse will be stored in enclosed bins separately from construction and chemical wastes. The general refuse will be delivered to the transfer station, separately from construction and chemical wastes, on a daily basis to reduce odour, pest and litter impacts.	Whole site	During construction	√
S8.5	S6	Recycling bins will be provided at strategic locations to facilitate recovery of aluminium can and waste paper from the Site. Materials recovered will be sold for recycling.	Whole site	During construction and operation	N/A - Not observed during the reporting period.
S8.5	S6	<u>Staff Training</u> At the commencement of the construction works, training will be provided to workers on the concepts of site cleanliness and on appropriate waste management procedures, including waste reduction, reuse and recycling.	Whole site	Commencement of construction	√
S8.7	S6.1 & 6.3	Monthly audits of the waste management practices will be carried out during the construction phases to determine if wastes are being managed in accordance with the recommended good site practices. The audits will examine all aspects of waste management including waste generation, storage, recycling, transport and disposal.	Whole site	During construction	√

Remark:

- √ Compliance of Mitigation Measures
- <> Compliance of Mitigation but need improvement
- x Non-compliance of Mitigation Measures
- ▲ Non-compliance of Mitigation Measures but rectified by the Contractor
- Δ Deficiency of Mitigation Measures but rectified by the Contractor
- N/A Not Applicable in Reporting Period

Annex H

Noise Monitoring Results

Annex H Noise Monitoring Results

Daytime Noise Monitoring Results

2nd Floor of Block 3 at Tai Kwun (N2a)

Date	Start Time	End Time	Weather	Noise level (dB(A)), 30 min			Major Construction Noise Source(s) Observed	Other Noise Source(s) Observed	Remarks	Wind Speed (m/s)	Noise Meter Model / ID	Calibrator Model / ID
				Leq	L10	L90						
4-Jan-24	9:42	10:12	Sunny	67.4	70.3	63.0	Operation	-	-	0.2	Rion NL-52 (S/N 00131627)	LARSON DAVIS CAL200 (S/N 11334)
11-Jan-24	15:52	16:22	Sunny	64.1	66.5	61.1	Operation	-	-	0.2	Rion NL-52 (S/N 00131627)	LARSON DAVIS CAL200 (S/N 11334)
16-Jan-24	9:00	9:30	Sunny	62.4	64.3	59.8	Operation	-	-	0.2	Rion NL-52 (S/N 00131627)	LARSON DAVIS CAL200 (S/N 11334)
24-Jan-24	9:10	9:40	Cloudy	63.0	64.7	60.7	Operation	-	-	0.4	Rion NL-52 (S/N 00131627)	LARSON DAVIS CAL200 (S/N 11334)
30-Jan-24	9:22	9:52	Cloudy	63.3	65.4	61.3	Operation	-	-	0.4	Rion NL-52 (S/N 00131627)	LARSON DAVIS CAL200 (S/N 11334)
				Min.	62.4							
				Max.	67.4							

Outside of Boundary Wall of Tai Kwun at Chancery Lane (N5a) ^(a)

Date	Start Time	End Time	Weather	Noise level (dB(A)), 30 min			Major Construction Noise Source(s) Observed	Other Noise Source(s) Observed	Remarks	Wind Speed (m/s)	Noise Meter Model / ID	Calibrator Model / ID
				Leq	L10	L90						
4-Jan-24	9:00	9:30	Sunny	65.8	68.9	61.1	Operation	Noise from construction site nearby	-	0.2	Rion NL-52 (S/N 00131627)	LARSON DAVIS CAL200 (S/N 11334)
11-Jan-24	15:10	15:40	Sunny	65.8	67.7	63.1	Operation	Noise from construction site nearby	-	0.2	Rion NL-52 (S/N 00131627)	LARSON DAVIS CAL200 (S/N 11334)
16-Jan-24	9:42	10:12	Sunny	65.0	67.4	61.0	Operation	Noise from construction site nearby	-	0.2	Rion NL-52 (S/N 00131627)	LARSON DAVIS CAL200 (S/N 11334)
24-Jan-24	8:30	9:00	Cloudy	66.4	68.4	62.8	Operation	Noise from construction site nearby	-	1.2	Rion NL-52 (S/N 00131627)	LARSON DAVIS CAL200 (S/N 11334)
30-Jan-24	8:40	9:10	Cloudy	62.5	67.5	63.5	Operation	Noise from construction site nearby	-	0.4	Rion NL-52 (S/N 00131627)	LARSON DAVIS CAL200 (S/N 11334)
				Min.	62.5							
				Max.	66.4							

Note:

(a) Correction of +3dB(A) was added to the monitoring data for free-field measurement.

Annex H Noise Monitoring Results

Daytime Noise Monitoring Results

2nd Floor of Block 3 at Tai Kwun (N2a)

Date	Start Time	End Time	Weather	Noise level (dB(A)), 30 min			Major Construction Noise Source(s) Observed	Other Noise Source(s) Observed	Remarks	Wind Speed (m/s)	Noise Meter Model / ID	Calibrator Model / ID
				Leq	L10	L90						
7-Feb-24	13:50	14:20	Cloudy	63.1	65.0	59.5	Operation	-	-	0.7	Rion NL-52 (S/N 00131627)	LARSON DAVIS CAL200 (S/N 11334)
15-Feb-24	9:50	10:20	Sunny	61.6	63.3	58.7	-	Traffic noise	-	0.1	Rion NL-52 (S/N 00131627)	LARSON DAVIS CAL200 (S/N 11334)
21-Feb-24	9:23	9:53	Sunny	63.7	65.5	61.2	Operation	Traffic noise	-	0.2	Rion NL-52 (S/N 00131627)	LARSON DAVIS CAL200 (S/N 11334)
28-Feb-24	8:30	9:00	Cloudy	61.8	63.7	58.8	Operation	-	-	0.3	Rion NL-52 (S/N 00131627)	LARSON DAVIS CAL200 (S/N 11334)
				Min.	61.6							
				Max.	63.7							

Outside of Boundary Wall of Tai Kwun at Chancery Lane (N5a) ^(a)

Date	Start Time	End Time	Weather	Noise level (dB(A)), 30 min			Major Construction Noise Source(s) Observed	Other Noise Source(s) Observed	Remarks	Wind Speed (m/s)	Noise Meter Model / ID	Calibrator Model / ID
				Leq	L10	L90						
7-Feb-24	13:10	13:40	Cloudy	62.1	64.9	56.8	Operation	-	-	1.0	Rion NL-52 (S/N 00131627)	LARSON DAVIS CAL200 (S/N 11334)
15-Feb-24	9:04	9:34	Sunny	62.3	64.0	58.7	-	Traffic noise	-	0.2	Rion NL-52 (S/N 00131627)	LARSON DAVIS CAL200 (S/N 11334)
21-Feb-24	8:40	9:10	Sunny	65.7	68.1	62.4	Operation	Noise from construction site nearby	-	0.2	Rion NL-52 (S/N 00131627)	LARSON DAVIS CAL200 (S/N 11334)
28-Feb-24	9:10	9:40	Cloudy	66.0	68.3	62.2	Operation	Noise from construction site nearby	-	0.3	Rion NL-52 (S/N 00131627)	LARSON DAVIS CAL200 (S/N 11334)
				Min.	62.1							
				Max.	66.0							

Note:

(a) Correction of +3dB(A) was added to the monitoring data for free-field measurement.

Annex H Noise Monitoring Results

Daytime Noise Monitoring Results

2nd Floor of Block 3 at Tai Kwun (N2a)

Date	Start Time	End Time	Weather	Noise level (dB(A)), 30 min			Major Construction Noise Source(s) Observed	Other Noise Source(s) Observed	Remarks	Wind Speed (m/s)	Noise Meter Model / ID	Calibrator Model / ID
				Leq	L10	L90						
5-Mar-24	9:42	10:12	Cloudy	63.2	65.1	60.7	Operation	Traffic noise	-	0.2	Rion NL-52 (S/N 00131627)	LARSON DAVIS CAL200 (S/N 11334)
13-Mar-24	10:20	10:50	Sunny	63.1	64.8	59.7	Operation	-	-	0.3	Rion NL-52 (S/N 00131627)	LARSON DAVIS CAL200 (S/N 11334)
21-Mar-24	9:45	10:15	Sunny	63.6	65.7	61.1	Operation	-	-	0.2	Rion NL-52 (S/N 00131627)	LARSON DAVIS CAL200 (S/N 11334)
27-Mar-24	9:02	9:32	Fine	63.1	64.8	60.7	Operation	-	-	0.2	Rion NL-52 (S/N 00131627)	LARSON DAVIS CAL200 (S/N 11334)
				Min.	63.1							
				Max.	63.6							

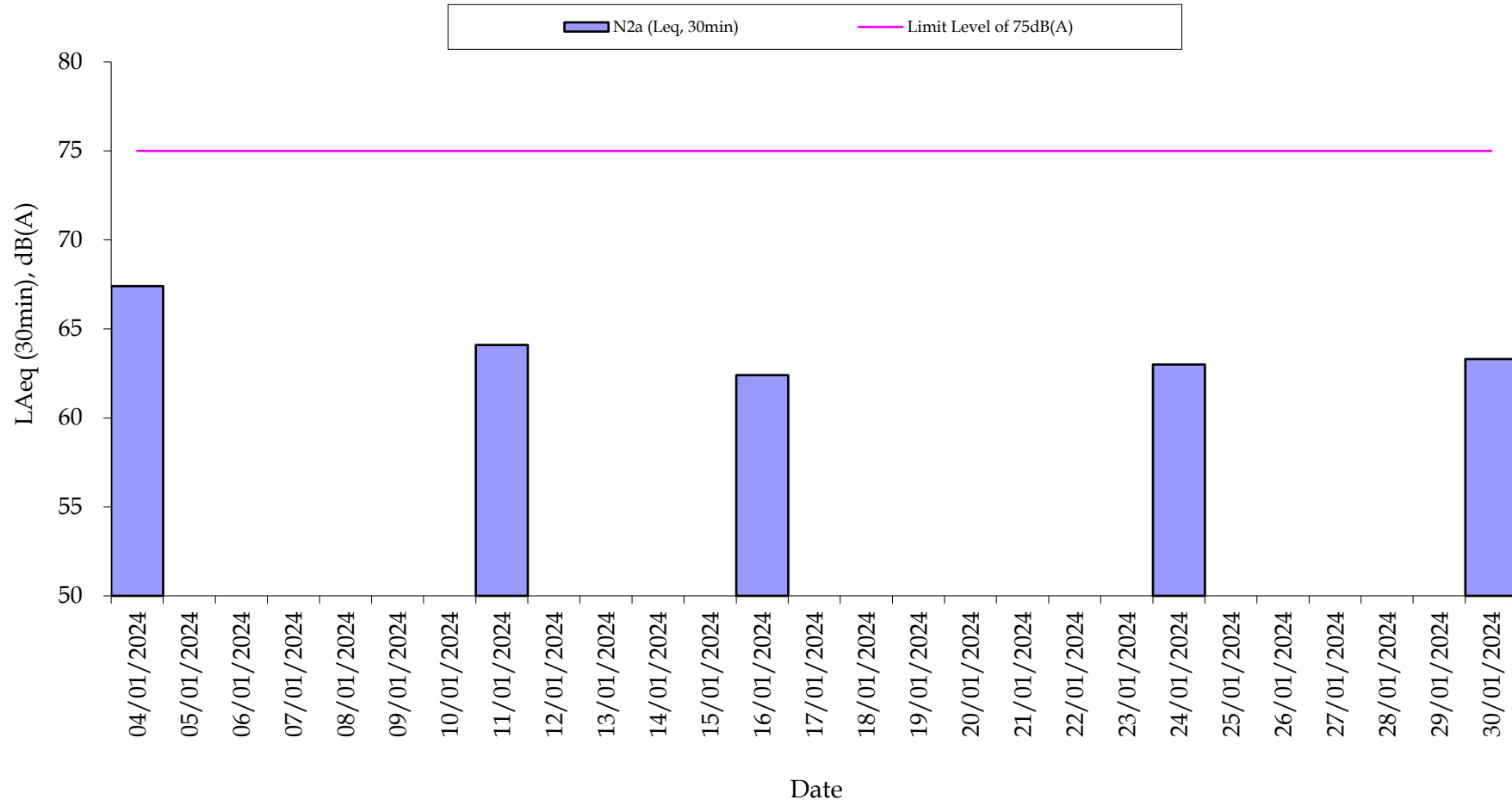
Outside of Boundary Wall of Tai Kwun at Chancery Lane (N5a) ^(a)

Date	Start Time	End Time	Weather	Noise level (dB(A)), 30 min			Major Construction Noise Source(s) Observed	Other Noise Source(s) Observed	Remarks	Wind Speed (m/s)	Noise Meter Model / ID	Calibrator Model / ID
				Leq	L10	L90						
5-Mar-24	9:00	9:30	Cloudy	65.4	67.9	61.9	Operation	Noise from construction site nearby	-	0.2	Rion NL-52 (S/N 00131627)	LARSON DAVIS CAL200 (S/N 11334)
13-Mar-24	11:00	11:30	Sunny	67.4	69.6	64.8	Operation	Noise from construction site nearby	-	0.3	Rion NL-52 (S/N 00131627)	LARSON DAVIS CAL200 (S/N 11334)
21-Mar-24	9:02	9:32	Sunny	66.5	68.7	63.0	Operation	Noise from construction site nearby	-	0.2	Rion NL-52 (S/N 00131627)	LARSON DAVIS CAL200 (S/N 11334)
27-Mar-24	9:40	10:10	Fine	66.1	68.5	62.7	Operation	Noise from construction site nearby	-	0.3	Rion NL-52 (S/N 00131627)	LARSON DAVIS CAL200 (S/N 11334)
				Min.	65.4							
				Max.	67.4							

Note:

(a) Correction of +3dB(A) was added to the monitoring data for free-field measurement.

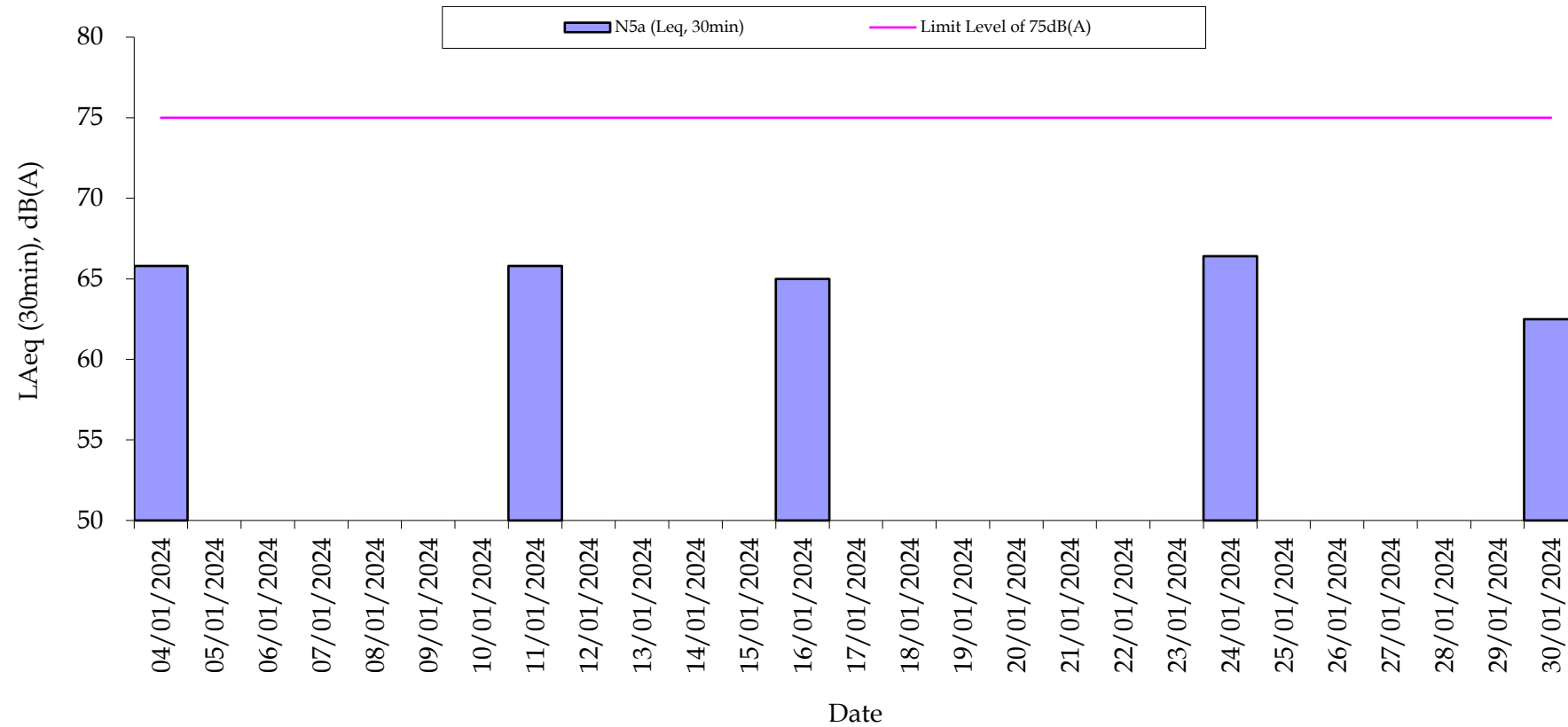
Normal Weekdays Noise Monitoring Results at 2nd Floor of Block 3 at Tai Kwun (N2a) (Leq, 30min)



Remark:

- 75dB(A) was adopted as the Limit Level during normal weekdays in the reporting period

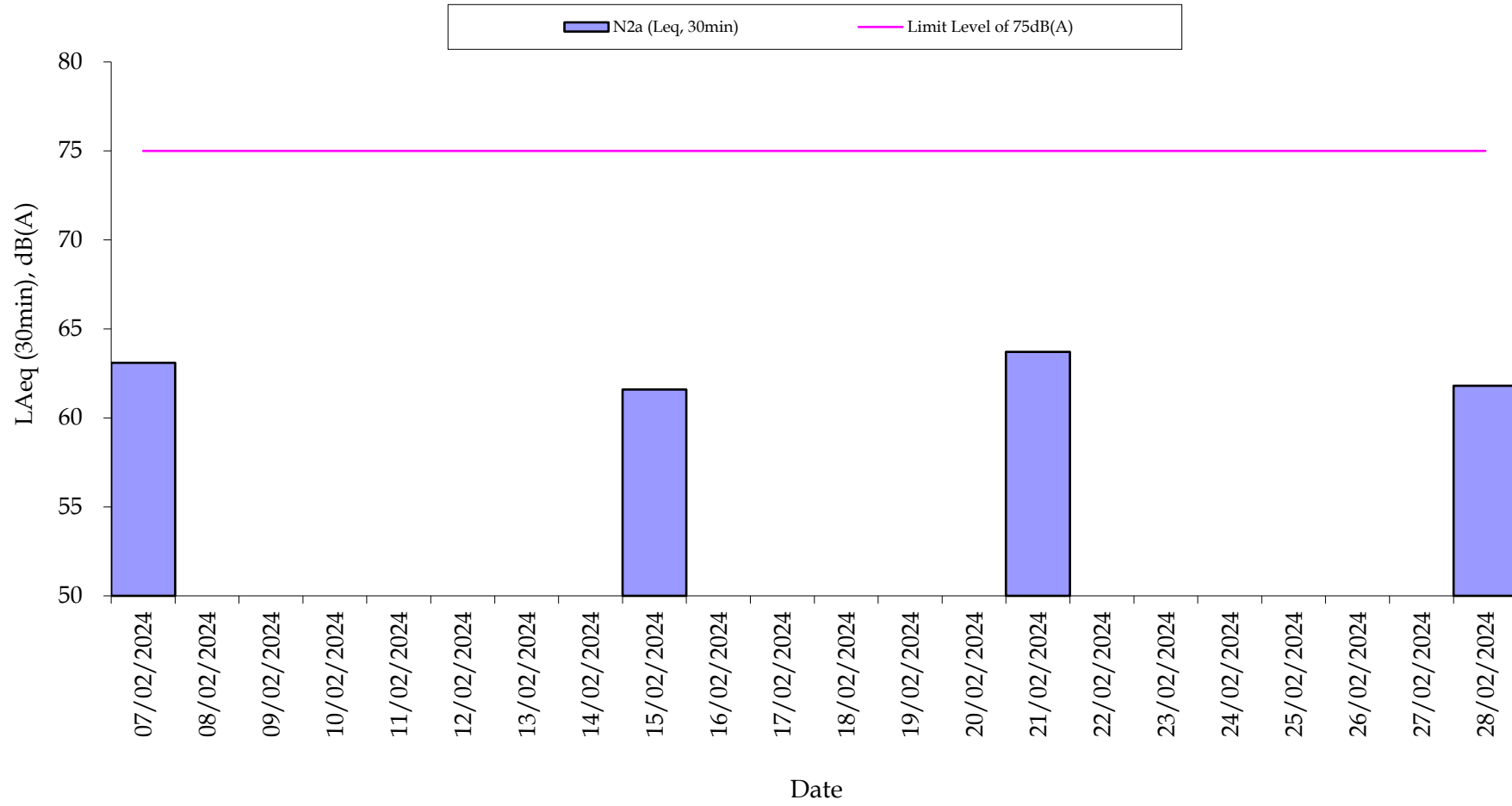
Normal Weekdays Noise Monitoring Results Outside of Boundary Wall of Tai Kwun at Chancery Lane (N5a) (Leq, 30min)



Remark:

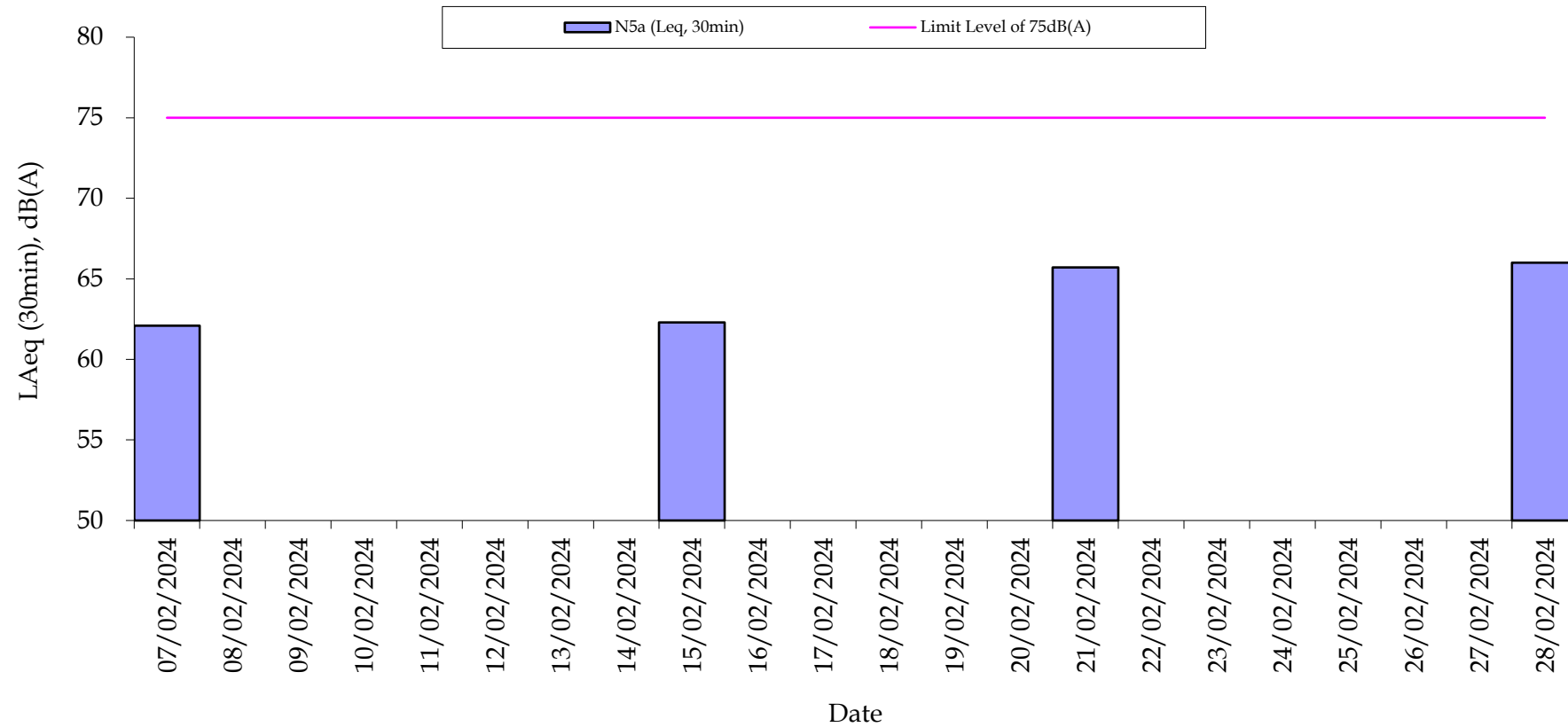
- 75dB(A) was adopted as the Limit Level during normal weekdays in the reporting period.
- Correction of +3dB(A) was added to the monitoring data for free-field measurement.

Normal Weekdays Noise Monitoring Results at 2nd Floor of Block 3 at Tai Kwun (N2a) (Leq, 30min)



Remark:
- 75dB(A) was adopted as the Limit Level during normal weekdays in the reporting period

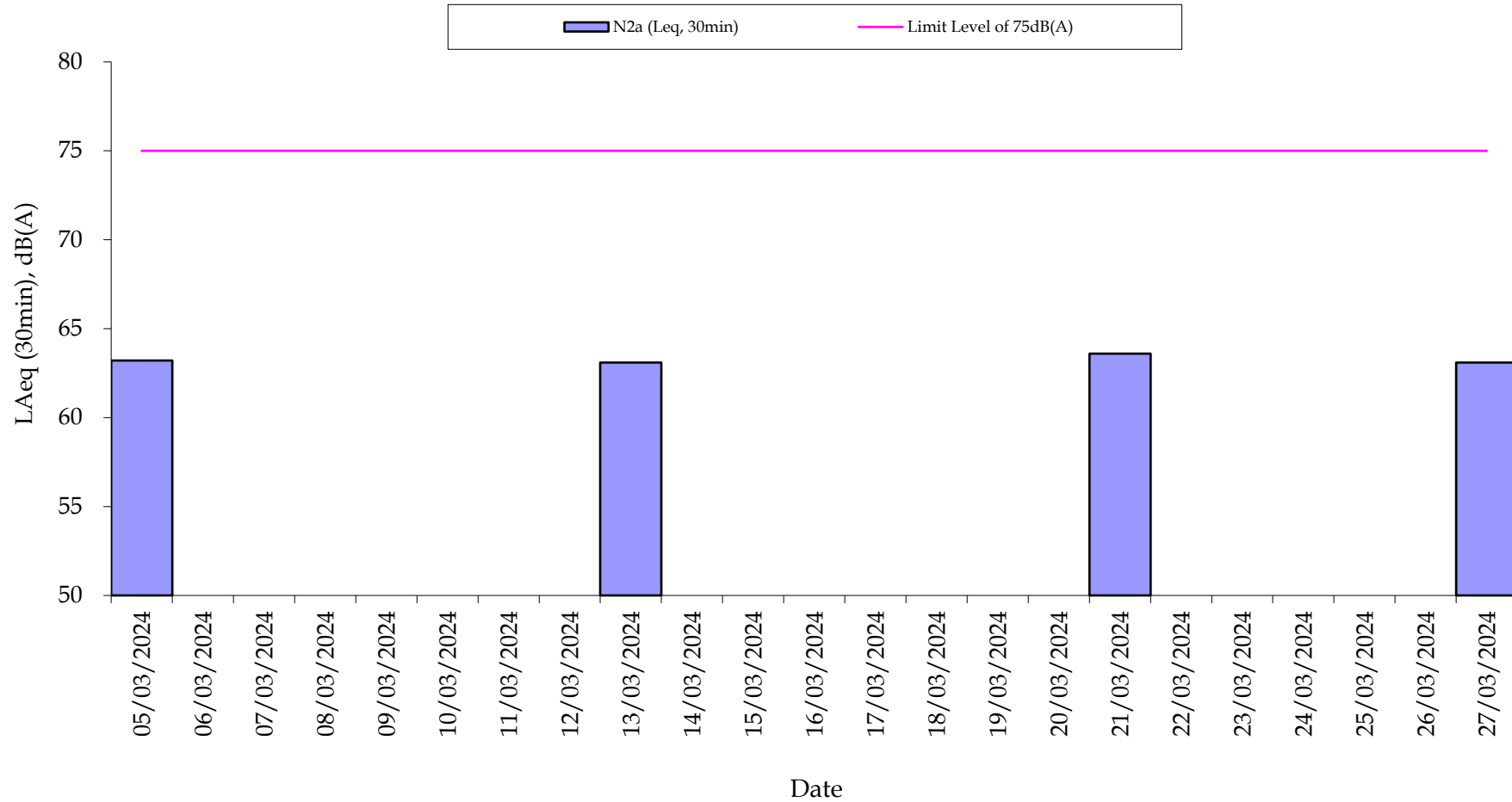
Normal Weekdays Noise Monitoring Results Outside of Boundary Wall of Tai Kwun at Chancery Lane (N5a) (Leq, 30min)



Remark:

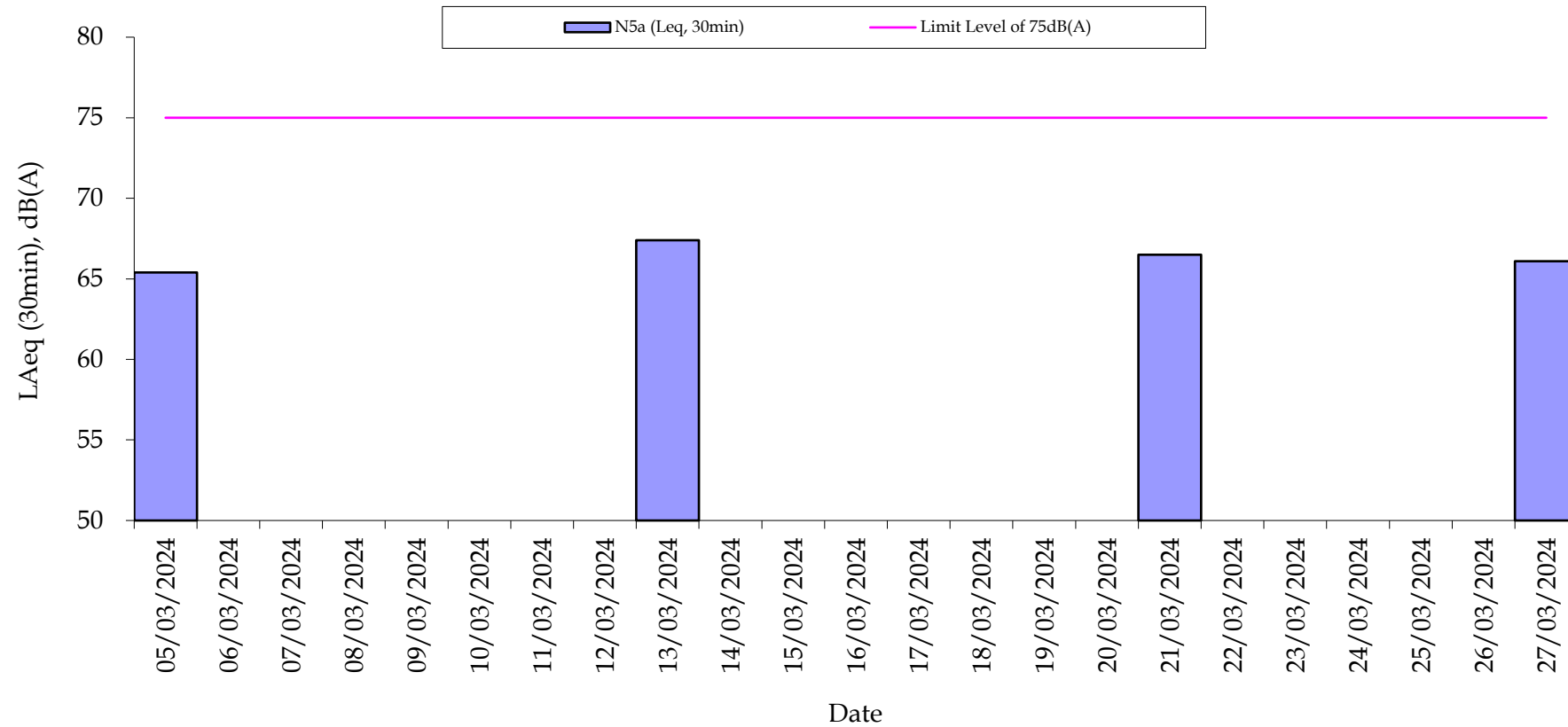
- 75dB(A) was adopted as the Limit Level during normal weekdays in the reporting period.
- Correction of +3dB(A) was added to the monitoring data for free-field measurement.

Normal Weekdays Noise Monitoring Results at 2nd Floor of Block 3 at Tai Kwun (N2a) (Leq, 30min)



Remark:
- 75dB(A) was adopted as the Limit Level during normal weekdays in the reporting period

Normal Weekdays Noise Monitoring Results Outside of Boundary Wall of Tai Kwun at Chancery Lane (N5a) (Leq, 30min)



Remark:

- 75dB(A) was adopted as the Limit Level during normal weekdays in the reporting period.
- Correction of +3dB(A) was added to the monitoring data for free-field measurement.

Annex I

Construction Programme of the Project

識別碼	Task Name	工期	開始時間	完成時間	2023年上半年	2023年下半年	2024年上半年	2024年下半年	2025年上半年	
1	Contract Duration	695 days	2023/6/15	2025/5/9						
2	Start	0 days	2023/6/15	2023/6/15						
3	Section 1, Preparatory Works	150 days	2023/6/16	2023/11/12						
4	Section 1 Works (Completed)	123 days	2023/6/16	2023/10/16						
5	Consent Application	28 days	2023/10/16	2023/11/12						
6	Section 2, Stage 1 (Demolition Works to 300mm above 1/F Level)	184 days	2023/11/13	2024/5/14						
7	Submission of BA10	7 days	2023/11/13	2023/11/19						
8	Removal of Timber Roof (Zone A to F)	80 days	2023/11/20	2024/2/7						
9	Removal of W1 to W6 (2/F Wall)	50 days	2024/2/8	2024/3/28						
10	Removal of F1 to F3 (1/F Floor)	14 days	2024/3/29	2024/4/11						
11	Removal of W1 to W6 (300mm above 1/F Floor)	33 days	2024/4/12	2024/5/14						
12	Christmas 24/12/23 to 26/12/23	3 days	2023/12/24	2023/12/26						
13	New Year 1/1/24	0 days	2024/1/1	2024/1/1						
14	Chinese New Year 9/2/24 to 18/2/24	10 days	2024/2/9	2024/2/18						
15	Easter 29/3/24 to 31/3/24	3 days	2024/3/29	2024/3/31						
16	Ching Ming 4/4/24	0 days	2024/4/4	2024/4/4						
17	Labour Day 1/5/24	1 day	2024/5/1	2024/5/1						
18	Section 3, Stage II & III (Engineer Assessment)	180 days	2024/5/15	2024/11/10						
19	Demobilization of Mobile Crane	14 days	2024/5/15	2024/5/28						
20	Site Maintenance	180 days	2024/5/15	2024/11/10						
21	Material testing and investigation	120 days	2024/5/15	2024/9/11						
22	Demolition Amemnet	30 days	2024/9/12	2024/10/11						
23	Demolition Consent Submission	30 days	2024/10/12	2024/11/10						
24	Section 3, Stage IV and V (Final Works)	180 days	2024/11/10	2025/5/9						
25	Start	0 days	2024/11/10	2024/11/10						
26	Protect or divert existing utilities which obstruct upgrading	30 days	2024/11/11	2024/12/10						
27	Remove 1/F to final wall/column level	45 days	2024/11/11	2024/12/25						
28	Removal of steel catch fan	14 days	2024/12/26	2025/1/8						
29	Provide temporary steel supports for final height wall/column	45 days	2025/1/9	2025/2/22						
30	Submission of Form BA14	0 days	2025/2/22	2025/2/22						
31	Remove mass concrete footing (excavation or channel planking)	30 days	2025/2/23	2025/3/24						
32	Upgrading the existing R52 and R22 retaining wall	30 days	2025/3/25	2025/4/23						
33	Provide protective steel balustrades	14 days	2025/4/24	2025/5/7						
34	Site clearance	2 days	2025/5/8	2025/5/9						
35	Handover	2 days	2025/5/8	2025/5/9						

Annex J

Waste Flow Table

Annex J – Waste Flow Table

Month/Year	Quantity										
	C&D Materials (inert) (tonnes) ^(a)	Number of Trucks for C&D Materials Disposal (inert)	Volume of C&D Materials (inert) (m ³) ^(c)	C&D Materials (non-inert) (tonnes) ^(b)	Number of Trucks for C&D Materials Disposal (non-inert)	Volume of C&D Materials (non-inert) (m ³) ^(c)	Chemical Waste (Solid) /kg	Chemical Waste (Liquid/L)	Recycled materials		
									Paper/cardboard (kg)	Plastics (kg)	Metals (kg)
October 2011 – November 2011	0	0	0	33.5	12	58.50	0	0	38	6	36423
December-11	0	0	0	18.25	6	29.25	0	0	112	0	24000
January-12	354.14	40	195.00	16.88	5	24.38	2400	0	0	0	3820
February-12	252.35	15	73.13	17.13	5	24.38	1400	0	223	0	8910
March-12	666.43	62	302.25	28.56	9	43.88	3200	0	0	0	48490
April-12	688.68	72	351.00	17.54	5	24.38	0	0	0	0	124030
May-12	492.33	61	297.38	36.33	13	63.38	0	0	266	0	0
June-12	383.11	45	219.38	27.41	8	39.00	40	45	0	0	1100
July-12	217.98	25	121.88	23.22	8	39.00	0	0	302	0	1750
August-12	341.87	42	204.75	48.87	16	78.00	0	0	0	0	2310
September-12	227.7	29	141.38	37.99	12	58.50	0	0	383	0	1410
October-12	290.58	44	214.50	30.34	8	39.00	0	0	86	0	3150
November-12	843.86	100	487.50	47.44	15	73.13	0	0	0	0	5650
December-12	207.5	27	131.63	88.66	28	136.50	0	0	0	0	27230
January-13	273.64	34	165.75	276.17	74	360.75	0	0	172	0	8120
February-13	945.97	131	638.63	177.54	46	224.25	0	0	0	0	1080
March-13	1236.96	151	736.13	230.55	60	292.50	0	0	164	0	11300
April-13	1406.79	187	911.63	232.27	63	307.13	135	12	225	0	21220
May-13	2679.91	317	1545.38	176.68	44	214.50	0	0	62	0	17286
June-13	3062.38	356	1735.50	212.63	56	273.00	0	0	0	0	7150
July-13	3814.86	465	2266.88	114.36	43	209.63	0	0	168	0	14843
August-13	2831.78	353	1720.88	89.23	25	121.88	0	0	0	0	7190
September-13	979.49	141	687.38	103.73	29	141.38	40	0	0	0	4030
October-13	2170.54	270	1316.25	157.48	41	199.88	135	0	0	0	3120
November-13	836.74	109	531.38	191.58	44	214.50	0	0	202	0	18486
December-13	2606.76	296	1443.00	192.54	49	238.88	0	0	0	0	10041
January-14	3813.53	400	1950.00	97.87	36	175.50	0	0	0	0	14110
February-14	3378.16	316	1540.50	37.84	14	68.25	0	0	0	0	9800
March-14	5256.15	516	2515.50	89.39	31	151.13	0	0	6000	0	19030
April-14	3006	299	1457.63	114.31	33	160.88	45	0	0	0	6950
May-14	3195.53	310	1511.25	119.54	37	180.38	0	0	0	0	7000
June-14	2176.81	205	999.38	148.8	45	219.38	0	0	242	0	8830
July-14	1009.96	111	541.13	147.36	49	238.88	0	0	0	0	6680
August-14	379.23	53	258.38	211.86	47	229.13	0	0	0	0	13690
September-14	1216.97	123	599.63	264.83	56	273.00	0	0	0	0	9720
October-14	1162.34	124	604.50	294.33	65	316.88	0	0	0	0	57080
November-14	1249.55	141	687.38	336.57	75	365.63	0	0	0	0	6660
December-14	1177.63	129	628.88	260.33	69	336.38	0	0	68	0	12080
January-15	614.34	69	336.38	222.32	58	282.75	0	0	0	0	3000
February-15	593.97	78	380.25	133.74	40	195.00	0	0	0	0	5420
March-15	766.35	93	453.38	245.77	71	346.13	0	0	106	0	8980
April-15	594.77	78	380.25	195.55	51	248.63	0	0	0	0	3370
May-15	832.50	110	536.25	212.04	63	307.13	0	0	133	0	5090

Month / Year	Quantity										
	C&D Materials (inert) (tonnes) ^(a)	Number of Trucks for C&D Materials Disposal (inert)	Volume of C&D Materials (inert) (m ³) ^(c)	C&D Materials (non-inert) (tonnes) ^(b)	Number of Trucks for C&D Materials Disposal (non-inert)	Volume of C&D Materials (non-inert) (m ³) ^(c)	Chemical Waste (Solid) /kg	Chemical Waste (Liquid/L)	Recycled materials		
									Paper/cardboard (kg)	Plastics (kg)	Metals (kg)
June-15	673.87	84	409.50	222.66	72	351.00	0	0	23	0	0
July-15	1133.90	137	667.88	184.02	62	302.25	0	0	0	0	6950
August-15	1394.20	157	765.38	226.04	81	394.88	0	0	0	0	0
September-15	942.39	107	521.63	330.23	108	526.50	0	0	0	0	0
October-15	1874.26	220	1072.50	286.27	109	531.38	0	0	60	0	0
November-15	830.67	93	453.38	321.6	117	570.38	0	0	86	0	4970
December-15	596.00	58	282.75	250.51	107	521.63	0	0	103	0	16770
January-16	505.11	57	277.88	265.56	120	585.00	0	0	0	0	6340
February-16	274.16	30	146.25	128.66	70	341.25	0	0	170	0	0
March-16	114.67	17	82.88	380.06	116	565.50	0	0	0	0	0
April-16	244.83	34	165.75	308.28	113	550.88	0	0	0	0	0
May-16	402.49	55	268.13	216.79	74	360.75	0	0	0	0	0
June-16	173.01	20	97.50	109.25	36	175.50	0	0	248	0	0
July-16	303.68	37	180.38	83.99	40	195.00	0	0	0	0	0
August-16	147.28	19	92.63	112.63	46	224.25	0	0	0	0	0
September-16	17.64	3	14.63	88.26	39	190.13	0	0	226	0	0
October-16	57.59	9	43.88	69.64	28	136.50	0	0	0	0	0
November-16	14.21	2	9.75	105.39	33	160.88	0	0	0	0	0
December-16	29.61	4	19.50	69.45	27	131.63	0	0	260	0	0
January-17	27.51	4	19.50	51.97	22	107.25	0	0	190	0	0
February-17	60.97	9	43.88	43.89	15	73.13	0	0	210	0	0
March-17	135.47	17	82.88	93.05	27	131.63	0	0	160	0	0
April-17	32.19	4	19.50	103.21	28	136.50	0	0	0	0	0
May-17	54.34	8	39.00	87.19	26	126.75	0	0	228	0	0
June-17	134.59	15	73.13	80.65	30	146.25	0	0	266	0	0
July-17	12.61	1	4.88	57.54	24	117.00	0	0	0	0	0
August-17	79.39	10	48.75	58.03	24	117.00	0	0	0	0	0
September-17	199.78	24	117.00	62.43	25	121.88	0	0	382	0	0
October-17	103.07	12	58.50	50.09	24	117.00	0	0	0	0	0
November-17	92.76	13	63.38	129.3	40	195.00	0	0	270	0	0
December-17	86.17	13	63.38	106.77	35	170.63	0	0	1612	0	0
January-18	87.24	13	63.38	186.5	66	321.75	0	0	0	0	0
February-18	0.00	0	0.00	109.01	39	190.13	0	0	180	0	0
March-18	52.15	2	9.75	169.55	61	297.38	0	0	0	0	0
April-18	64.12	5	24.38	116.51	44	214.50	0	0	0	0	0
May-18	42.91	4	19.50	68.49	19	92.63	0	0	0	0	0
June-20	58.00	4	19.50	68.49	19	92.63	0	0	0	0	0
July-20	0.00	0	0.00	0	0	0.00	0	0	0	0	0
August-20	0.00	0	0.00	0	0	0.00	0	0	0	0	0
September-20	0.00	0	0.00	0	0	0.00	0	0	0	0	0
October-20	0.00	0	0.00	0	0	0.00	0	0	0	0	0
November-20	26.00	3	14.63	0	0	0.00	0	0	0	0	0
December-20	68.00	6	29.25	0	0	0.00	0	0	0	0	0
January-21	0.00	0	0.00	0	0	0.00	0	0	0	0	0
June-23	0.00	0	0.00	0	0	0.00	0	0	0	0	0
July-23	0.00	0	0.00	0	0	0.00	0	0	0	0	7.4
August-23	0.00	0	0.00	0	0	0.00	0	0	0	0	0

Month / Year	Quantity										
	C&D Materials (inert) (tonnes) ^(a)	Number of Trucks for C&D Materials Disposal (inert)	Volume of C&D Materials (inert) (m ³) ^(c)	C&D Materials (non-inert) (tonnes) ^(b)	Number of Trucks for C&D Materials Disposal (non-inert)	Volume of C&D Materials (non-inert) (m ³) ^(c)	Chemical Waste (Solid) /kg	Chemical Waste (Liquid/L)	Recycled materials		
									Paper/cardboard (kg)	Plastics (kg)	Metals (kg)
September-23	0.00	0	0.00	0	0	0.00	0	0	0	0	0
October-23	0.00	0	0.00	0	0	0.00	0	0	0	0	0
November-23	13.60	3	14.63	0	0	0.00	0	0	0	0	0
December-23	49.90	6	29.25	0	0	0.00	0	0	0	0	0
January-24	33.90	4	19.50	0	0	0.00	0	0	0	0	0
February-24	0.00	0	0.00	0	0	0.00	0	0	0	0	0
March-24	132.30	16	78.00	0	0	0.00	0	0	0	0	0
Total	69612.68	7866	38346.75	11161.29	3530	17208.75	7395	57	13626	6	644666.4

Notes:

(a) Inert C&D materials (public fill) include bricks, concrete, building debris, rubble and excavated soil.

(b) Non-inert C&D materials include wastes such as general refuse and mixed construction waste.

(c) If necessary, use the conversion factor: 3/4 load of dumping truck being equivalent to 6.5 m³ by volume.

(d) The construction EM&A programme was suspended since 25 May 2018, as justified by the ET leader, verified by the Independent Environmental Checker (IEC) and approved by EPD under Condition 3.1 of the EP-408/2011/C. The site preparation works commenced on 1 June 2020 followed by the major construction of Block 4, which commenced on 15 June 2020. The construction EM&A programme of the Project was thus resumed on 15 June 2020 for the major construction of Block 4.

Annex K

Environmental Complaint,
Enquiry, Environmental
Summons and Prosecution Log

Annex K Cumulative Complaint and Summons/Prosecutions Log

Reporting Month	Number of Complaints in Reporting Month	Number of Summons/Prosecutions in Reporting Month
November 2011	0	0
December 2011	0	0
January 2012	0	0
February 2012	0	0
March 2012	4	0
April 2012	0	0
May 2012	0	0
June 2012	2	0
July 2012	1	0
August 2012	0	0
September 2012	0	0
October 2012	0	0
November 2012	2	0
December 2012	0	0
January 2013	0	0
February 2013	1	0
March 2013	1	0
April 2013	0	0

Reporting Month	Number of Complaints in Reporting Month	Number of Summons/Prosecutions in Reporting Month
May 2013	0	0
June 2013	0	0
July 2013	0	0
August 2013	0	0
September 2013	0	0
October 2013	0	0
November 2013	0	0
December 2013	0	0
January 2014	2	0
February 2014	1	0
March 2014	1	0
April 2014	1	0
May 2014	0	0
June 2014	0	0
July 2014	2	0
August 2014	3	0
September 2014	2	0
October 2014	1	0
November 2014	0	0

Reporting Month	Number of Complaints in Reporting Month	Number of Summons/Prosecutions in Reporting Month
December 2014	0	0
January 2015	0	0
February 2015	1	0
March 2015	1	0
April 2015	0	0
May 2015	1	0
June 2015	1	0
July 2015	1	0
August 2015	1	0
September 2015	0	0
October 2015	0	0
November 2015	0	0
December 2015	0	0
January 2016	0	0
February 2016	0	0
March 2016	1	0
April 2016	0	0
May 2016	0	0
June 2016	0	0

Reporting Month	Number of Complaints in Reporting Month	Number of Summons/Prosecutions in Reporting Month
July 2016	0	0
August 2016	0	0
September 2016	1	0
October 2016	0	0
November 2016	0	0
December 2016	0	0
January 2017	0	0
February 2017	0	0
March 2017	0	0
April 2017	0	0
May 2017	0	0
June 2017	0	0
July 2017	0	0
August 2017	0	0
September 2017	0	0
October 2017	0	0
November 2017	0	0
December 2017	1	0
January 2018	1	0

Reporting Month	Number of Complaints in Reporting Month	Number of Summons/Prosecutions in Reporting Month
February 2018	0	0
March 2018	1	0
April 2018	0	0
May 2018	0	0
June 2020	0	0
July 2020	0	0
August 2020	0	0
September 2020	0	0
October 2020	0	0
November 2020	0	0
December 2020	0	0
January 2021	0	0
June 2023	0	0
July 2023	0	0
August 2023	0	0
September 2023	0	0
October 2023	0	0
November 2023	0	0
December 2023	0	0

Reporting Month	Number of Complaints in Reporting Month	Number of Summons/Prosecutions in Reporting Month
January 2024	0	0
February 2024	0	0
March 2024	0	0
Overall Total	35	0

Note:

Besides Block 4 Married Inspector Quarters and Deputy Superintendent House, all construction works of the Project were completed by 25 May 2018 and the construction EM&A programme was thus suspended since 25 May 2018. The construction works of Block 4 and the construction EM&A programme continued starting from 15 June 2020 and were temporarily suspended since 1 February 2021. Subsequently, the construction works of Block 4 and the construction EM&A programme resumed on 15 June 2023.

Annex L

A Summary of Condition of
Character Defining Elements,
Historic Buildings and
Structures

Schedule of Character Defining Elements

Central Police Station

CENTRAL POLICE STATION, HONG KONG

SCHEDULE OF CHARACTER DEFINING ELEMENTS

This Schedule of Character Defining Elements has been prepared at the request of the Antiquities and Monuments Office (AMO) to support applications for S.6 approval under the Antiquities and Monuments Ordinance and the Environmental Impact assessment Ordinance. The levels of significance and their meanings are derived from the work of James Semple Kerr.

For each element, the level of significance is stated, together with the planned outcome and associated mitigation measure, where applicable, and the resultant impact upon the significance. Generally, only those items subject to change are noted, and the impacts should be read as negative . Where elements are deemed currently to be adverse, the impact of the changes should be read as positive.

The levels of significance and definitions as defined by Kerr are stated below. The criteria used to assess the significance of each element are, as directed by AMO : (i) the association with the operation of the Central Police Station Compound; and (ii) its architectural quality. Where these criteria conflict, the resultant assessment score is aggregated.

Each entry in the schedule is accompanied by a photograph of a sample of the item described. The location of each photograph is noted on the floor plans attached in the appendix to the schedule. Similar examples of each item can be seen by observation.

Schedule of Character Defining Elements

Central Police Station

	Level of significance	Meaning
Positive	Exceptional	Where an individual space or element is assessed as displaying a strong contribution to the overall significance of the place. Spaces, elements or fabric exhibit a high degree of intactness and quality, though minor alterations or degradation may be evident.
	High	Where an individual space or element is assessed as making a substantial contribution to the overall significance of the place. Spaces, elements or fabric originally of substantial quality, yet may have undergone considerable alteration or adaption resulting in presentation which is either incomplete or ambiguous. The category also includes spaces, elements or fabric of average quality in terms of design and materials, but which exhibit a high degree of intactness.
	Moderate	Where an individual space or element is assessed as making a moderate contribution to the overall significance of the place. Spaces, elements or fabric originally of some intrinsic quality, and may have undergone alteration or degradation. In addition, elements of relatively new construction, where the assessment of significance is difficult, may be included. This category also includes original spaces, elements or fabric of any quality which have undergone extensive alteration or adaption.
	Low	Where an individual space or element is assessed as making a minor contribution to the overall significance of the place, especially when compared to other features. Spaces, elements or fabric originally of little intrinsic quality, any may have undergone alteration or degradation. This category also includes original spaces, elements or fabric of any quality which have undergone extensive alteration or adaption to the extent that only isolated remnants survive (resulting in a low degree of intactness and quality of presentation).
	Neutral	Where an individual space or element is assessed as having an unimportant relationship with the overall significance of the place. Spaces, elements or fabric are assessed as having little or no significance.
	Adverse	Where an individual space or element detracts from the appreciation of cultural significance, by adversely affecting or obscuring other significant areas, elements or items.

Schedule of Character Defining Elements

Central Police Station

Addendum



Date

Item no. 10.029 edited entry
Item no. 10.030 added

18 June 2013
18 June 2013



Schedule of Character Defining Elements

01 Police Headquarters

Element no.	Description	Photo ref	Significance	Proposal	Mitigation	Impact
01.001	Flat plywood ceiling lining with plain rectangular cover battens		Adverse	Replace with T&G boarding to match existing	Not applicable	High
01.002	Plaster coving at abutments of walls and ceilings		Low	Remove in exceptional cases eg, where adjacent new lift shaft	Cut back neatly to a square edge and ensure remaining section is secure.	Low



Schedule of Character Defining Elements

Central Police Station

Element no.	Description	Photo ref	Significance	Proposal	Mitigation	Impact
01.003	Lay-in grid suspended ceiling		Adverse	Remove	Not applicable	High
01.004	Timber thresholds at external doors and internal doors between main corridor and individual rooms		Low	Remove to enable level access	Splice extensions to door jambs, extend width of bottom rail of doors to match existing	Low



Schedule of Character Defining Elements

Central Police Station

Element no.	Description	Photo ref	Significance	Proposal	Mitigation	Impact
01.005	Plaster box cornice		Moderate	Remove in exceptional cases eg. where adjacent new lift shafts	Cut back neatly to a square edge and ensure remaining section is secure.	Moderate
01.006	Panelled doors		Moderate	Replace where necessary to achieve fire resistance to comply with Code	Re-use where possible. Record design on survey drawings where element cannot be re-used.	Moderate



Schedule of Character Defining Elements

Central Police Station

Element no.	Description	Photo ref	Significance	Proposal	Mitigation	Impact
01.007	External shutters		High	Reinstate to match existing pattern	Not applicable	High
01.008	External terraces at 1/F		High	Overlay existing concrete paving with timber deck to provide level access	New deck to be reversible	Low


Schedule of Character Defining Elements

Central Police Station

Element no.	Description	Photo ref	Significance	Proposal	Mitigation	Impact
01.009	Plaster ceilings on GF and LG1		Moderate	Install cloud ceilings to accommodate new services	Install fixed grid to minimise damage to ceiling	High
01.010	Timber door frames and architraves		Moderate	Conceal in exceptional cases eg. where adjacent new lift shaft	Retain architrave and door frame in situ. Avoid damage to joinery.	High


Schedule of Character Defining Elements

Central Police Station

Element no.	Description	Photo ref	Significance	Proposal	Mitigation	Impact
01.011	Concrete floor		Low	Replace where new kitchens and plant rooms to be installed	Carefully remove and retain existing floorboards for re-use. Ensure controlled demolition of concrete structure and removal of debris from building to avoid damage to adjacent surfaces. Protect or carefully remove and set aside adjacent elements such as skirting boards	Low


Schedule of Character Defining Elements

Central Police Station

Element no.	Description	Photo ref	Significance	Proposal	Mitigation	Impact
01.012	Rainwater goods		Adverse	Replace with cast iron in pattern to match original and in correct locations	Not applicable	High



Schedule of Character Defining Elements

Central Police Station

Element no.	Description	Photo ref	Significance	Proposal	Mitigation	Impact
01.013	Exterior decorations		Adverse	Strip off and redecorate	Sample and analyse existing paint media; select new media to suit substrate and significance	High



Schedule of Character Defining Elements

Central Police Station

Element no.	Description	Photo ref	Significance	Proposal	Mitigation	Impact
01.014	Existing door openings		Moderate	Block opening as part of re-planning of interior	Retain existing door frame and architraves. Use framing and non-combustible sheet linings to block opening.	Moderate
01.015	Existing walls		Moderate	Form new opening as part of re-planning of interiors	New doors and frames to be of their time to avoid confusion about provenance	Moderate



Schedule of Character Defining Elements

Central Police Station

Element no.	Description	Photo ref	Significance	Proposal	Mitigation	Impact
01.016	Altered doors and windows		Adverse	Repair or renew as necessary existing frames to match original patterns	Not applicable	High
01.017	Mezzanine floor in room 01/LG1/13		Adverse	Remove floor and supporting columns to re-create original double-height space	Not applicable	High



Schedule of Character Defining Elements

Central Police Station

Element no.	Description	Photo ref	Significance	Proposal	Mitigation	Impact
01.018	Cast iron grilles above Service Corridor 01/LG1/35		High	Remove existing steel sheet covering [alterations to grilles awaiting confirmation from HdM]		
01.019	Perforated concrete deck above lightwell		Adverse	Remove deck and make good brickwork at abutments	Not applicable	High



Schedule of Character Defining Elements

Central Police Station

Element no.	Description	Photo ref	Significance	Proposal	Mitigation	Impact
01.020	External airconditioning units and other external services		Adverse	Remove and make good brickwork	Not applicable	High
01.021	Stair balustrades		High	Balustrades to be supplemented with additional handrails and supports to mitigate non-compliance with code	New fittings to be of their time and made reversible. Physical intervention to existing stairs and balustrades to be kept to the minimum.	Moderate


Schedule of Character Defining Elements

Central Police Station

Element no.	Description	Photo ref	Significance	Proposal	Mitigation	Impact
01.022	Main corridors		High	Install new lighting, fire sprinklers, fire doors to comply with Fire Services Code	New fittings to be mounted in a manner that is of its time and reversible. Avoid physical intervention with existing plaster box cornices, architraves, dado rails	High
01.023	Painted signs		High	Protect in situ	Not applicable	N/A


Schedule of Character Defining Elements

Central Police Station

Element no.	Description	Photo ref	Significance	Proposal	Mitigation	Impact
01.024	Fixed signs		Low-High	Remove and refix/display in visitors' centre/discard	Record each sign and assess significance individually and treat accordingly	N/A

Schedule of Character Defining Elements

Central Police Station

Element no.	Description	Photo ref	Significance	Proposal	Mitigation	Impact
01.025	Pitched roofs		High	New penetrations through roofs for ventilation ducts and other services	<p>Arrange new penetrations so that they conform with the geometry of the existing roof.</p> <p>Model the size and shape of the new ducts so that the impact on the roofscape is minimised.</p> <p>Finish the new ducts in a non-reflective material in a neutral mid-tone.</p>	High



Schedule of Character Defining Elements

Central Police Station

Element no.	Description	Photo ref	Significance	Proposal	Mitigation	Impact
01.026	Enclosure at First Floor landing of main stair		Adverse	Remove	Not applicable	Moderate



Schedule of Character Defining Elements

Central Police Station

Element no.	Description	Photo ref	Significance	Proposal	Mitigation	Impact
01.027	Steel railing enclosure at FF level		Low	Remove	Record on measured drawings and photographs	Low
01.028	Tongued and grooved flat and sloped timber boarded ceilings		Moderate	Repair where necessary and reinstate where missing	Not applicable	Moderate


Schedule of Character Defining Elements

Central Police Station

Element no.	Description	Photo ref	Significance	Proposal	Mitigation	Impact
01.029	Modern partitions		Adverse	Remove	Not applicable	High
01.030	Tiled dado		High	Cut away for enlargement of existing windows to form new doorways	Cut back to joint line and adjust tiling pattern to suit new opening. New tiles to match existing sizes and colours.	Moderate


Schedule of Character Defining Elements

Central Police Station

Element no.	Description	Photo ref	Significance	Proposal	Mitigation	Impact
01.031	Reinforced concrete canopy and sash windows		Moderate	Remove canopy and replace sash windows with new windows to match original	Make good brickwork where canopy removed, Reinstate rendered architraves around new window to match similar window facing on West wing	Moderate


Schedule of Character Defining Elements

Central Police Station

Element no.	Description	Photo ref	Significance	Proposal	Mitigation	Impact
01.032	Arched opening in brick wall above ceiling line		Low	Retain insitu and use to pass through future services. Infill only where opening is within a fire compartment	Use non-combustible material to block opening.	Low



Schedule of Character Defining Elements

Central Police Station

Element no.	Description	Photo ref	Significance	Proposal	Mitigation	Impact
01.033	Ceiling void service installation (Cast Iron Water Tank and pipework)		Low	Remove and make good adjacent surfaces	N/A	Low



Schedule of Character Defining Elements

02 Armoury

Element no.	Description	Photo ref.	Significance	Proposal	Mitigation	Impact
02.001	Lay-in grid suspended ceiling		Adverse	Remove	Not applicable	High
02.002	Modern internal doors		Adverse	Remove	Not applicable	High



Schedule of Character Defining Elements

Central Police Station

Element no.	Description	Photo ref.	Significance	Proposal	Mitigation	Impact
02.003	Modern partitions		Adverse	Remove	Not applicable	High
02.004	External airconditioning units and other external services		Adverse	Remove and make good brickwork	Not applicable	High


Schedule of Character Defining Elements

Central Police Station

Element no.	Description	Photo ref.	Significance	Proposal	Mitigation	Impact
02.005	Brickwork walls enclosing rooms at GF and FF East side		Low	Remove and reinstate verandah	Not applicable	High
02.006	Concrete floors		Low	Selected removal to accommodate new stairs and lift shaft	Carefully form openings to ensure structural stability	Low


Schedule of Character Defining Elements

Central Police Station

Element no.	Description	Photo ref.	Significance	Proposal	Mitigation	Impact
02.007	Rainwater goods		Adverse	Replace with cast iron in pattern to match original and in correct locations	No applicable	High


Schedule of Character Defining Elements

Central Police Station

Element no.	Description	Photo ref.	Significance	Proposal	Mitigation	Impact
02.008	Altered doors and windows		Adverse	Repair or renew as necessary existing frames to match original patterns	Not applicable	High



Schedule of Character Defining Elements

Central Police Station


Element no.	Description	Photo ref.	Significance	Proposal	Mitigation	Impact
02.009	Concrete stairs		Adverse	Remove stairs	Not applicable	Moderate

Schedule of Character Defining Elements

Central Police Station


Element no.	Description	Photo ref.	Significance	Proposal	Mitigation	Impact
02.010	Pitched roofs		High	New penetrations through roofs for ventilation ducts and other services	Arrange new penetrations so that they conform with the geometry of the existing roof. Model the size and shape of the new ducts to reduce impact. Finish ducts in a non-reflective material that is neutral in colour and mid-tone.	High
02.011	Roof structure and tiled soffit		High	Repair and retain.	N/A	Neutral

03 Barracks Block

Element no.	Description	Photo ref.	Significance	Proposal	Mitigation	Impact
03.001	Lay-in grid suspended ceiling		Adverse	Remove	Not applicable	High



Schedule of Character Defining Elements

Central Police Station

Element no.	Description	Photo ref.	Significance	Proposal	Mitigation	Impact
3.002	Panelled doors		Moderate	Replace where necessary to achieve fire resistance to comply with Code	Re-use where possible. Record design on survey drawings where item cannot be re-used.	Moderate



Schedule of Character Defining Elements

Central Police Station

Element no.	Description	Photo ref.	Significance	Proposal	Mitigation	Impact
03.003	External shutters		High	Reinstate to match existing pattern	Not applicable	High
03.004	Timber thresholds at external doors and internal doors between main corridor and individual rooms		Low	Remove to enable level access	Splice extensions to door jambs, extend width of bottom rail of doors to match existing	Low


Schedule of Character Defining Elements

Central Police Station

Element no.	Description	Photo ref.	Significance	Proposal	Mitigation	Impact
03.005	Timber spandrel panels below windows		Low	Conceal in exceptional cases eg. where adjacent new lift shaft	Retain frame and spandrel panel where possible. Remove only where necessary in connection with re-planning of interiors. Record on measured survey drawings.	Low
03.006	Timber floors		High	Replace where new kitchens and plant rooms to be installed	Limit extent of removal as much as possible. Carefully remove and retain existing floorboards for re-use. Ensure controlled dismantling of timber structure and set aside for possible re-use. Protect or carefully remove and set aside adjacent elements such as skirting boards	Medium



Schedule of Character Defining Elements

Central Police Station

Element no.	Description	Photo ref.	Significance	Proposal	Mitigation	Impact
03.007	Rainwater goods		Adverse	Replace with cast iron in pattern to match original and in correct locations	No applicable	High


Schedule of Character Defining Elements

Central Police Station

Element no.	Description	Photo ref.	Significance	Proposal	Mitigation	Impact
03.008	Exterior decorations		Adverse	Strip off and redecorate	Sample and analyse existing paint media; select new media to suit substrate and significance	High
03.009	Block existing door openings		Low	Block opening as part of re-planning of interior	Retain existing door frame and architraves. Use framing and non-combustible sheet linings to block opening.	Low


Schedule of Character Defining Elements

Central Police Station

Element no.	Description	Photo ref.	Significance	Proposal	Mitigation	Impact
03.010	Form new door openings		Low	Form new opening as part of re-planning of interiors	New doors and frames to be of their time to avoid confusion about provenance. Re-open original openings where possible. Retain original reveals and arches.	Low



Schedule of Character Defining Elements

Central Police Station

Element no.	Description	Photo ref.	Significance	Proposal	Mitigation	Impact
03.011	Altered doors and windows		Adverse	Repair or renew as necessary existing frames to match original patterns	Not applicable	High

Schedule of Character Defining Elements

Central Police Station

Element no.	Description	Photo ref.	Significance	Proposal	Mitigation	Impact
03.012	External airconditioning units and other external services		Adverse	Remove and make good brickwork	Not applicable	High
03.013	Stair balustrades		High	Balustrades to be supplemented with additional handrails and supports to mitigate non-compliance with code	New fittings to be of their time and made reversible. Physical intervention to existing stairs and balustrades to be kept to the minimum.	Moderate



Schedule of Character Defining Elements

Central Police Station

Element no.	Description	Photo ref.	Significance	Proposal	Mitigation	Impact
03.014	Painted signs		High	Protect in situ	Not applicable	N/A
03.015	Fixed signs		Low-High	Remove and refix/display in visitors' centre/discard	Record each sign and assess significance individually and treat accordingly	N/A



Schedule of Character Defining Elements

Central Police Station

Element no.	Description	Photo ref.	Significance	Proposal	Mitigation	Impact
03.016	Pitched roofs		High	New penetrations through roofs for ventilation ducts and other services	<p>Arrange new penetrations so that they conform with the geometry of the existing roof.</p> <p>Model the size and shape of the new ducts so that the impact on the roofscape is minimised.</p> <p>Finish the new ducts in a non-reflective material that is neutral in colour and mid-tone.</p>	High
03.017	Lean-to structure adjacent North wall		Moderate	Remove	<p>Record on measured survey drawings.</p> <p>Make good walls where roof structure abuts</p>	Moderate



Schedule of Character Defining Elements

Central Police Station

Element no.	Description	Photo ref.	Significance	Proposal	Mitigation	Impact
03.018	Metal-frames windows at GF North elevation		Adverse	Remove window frames, masonry spandrel panels below and reinstate verandah	Not applicable	High
03.019	Internal walls at Ground Floor level		Moderate	Remove selected internal walls where strictly necessary as part of re-planning of interiors	Walls of early or original date to be retained in part eg. by leaving a "nib" where the wall is bonded to another wall. At the point where the wall is cut away, form the cut-line on the line of a vertical joint in alternate courses. Bricks in the remaining courses to be left "as cut", and not re-bonded. Record walls on measured survey dwgs.	Moderate



Schedule of Character Defining Elements

Central Police Station

Element no.	Description	Photo ref.	Significance	Proposal	Mitigation	Impact
03.020	Assembly rooms at centre of building (all floors)		Moderate	Sub-divide two rooms on each floor to provide service core, comprising: lifts, toilets, plant rooms, stores	Form new sub-visions using lightweight partitions to achieve reversibility. Form straight joints at abutments with existing retained walls. Notch new partitions around existing brick corbels at high level as a reminder of current condition.	Moderate
03.021	Exposed soffits of timber floors		Moderate	Underline existing floors to achieve specified fire resistance stated in Code	Avoid unnecessary damage to existing structure. New lining will reduce extent of intervention into existing structure. Keep level of new linings well clear of window heads.	Moderate


Schedule of Character Defining Elements

Central Police Station

Element no.	Description	Photo ref.	Significance	Proposal	Mitigation	Impact
03.022	Existing window frames/openings		High	Open up selected openings to form new fire escape doors	Retain any salvageable material for possible re-use elsewhere. Retain existing window jambs intact. Cut away masonry to form door openings along same line as window jamb; do not re-bind cut brickwork. Record existing condition on measured survey drawings.	Low
03.023	Single storey outbuildings on south side		Adverse	Demolish	Check for evidence of early route from Magistracy to Prison.	Low



Schedule of Character Defining Elements

Central Police Station

Element no.	Description	Photo ref.	Significance	Proposal	Mitigation	Impact
03.024	Bridge at east end		Moderate	Retain	Not applicable	Neutral


Schedule of Character Defining Elements

Central Police Station

Element no.	Description	Photo ref.	Significance	Proposal	Mitigation	Impact
03.025	Chimneypiece on Ground Floor		Low	Repair and retain in current location	Not applicable	Neutral
03.026	Window in south wall; original dormitory space		Moderate	Remove window and take down brickwork spandrel; subdivide space to form new fire-protected escape route.	Record existing condition on measured survey drawings. New partition wall to be reversible.	Low



Schedule of Character Defining Elements

Central Police Station

Element no.	Description	Photo ref.	Significance	Proposal	Mitigation	Impact
03.027	Clay-tiled floor in store room adjacent stairs		Low	Remove as part of re-planning of interiors	Record on measured survey drawings	Low


Schedule of Character Defining Elements

04 Dormitory Block A & B

Element no.	Description	Photo ref.	Significance	Proposal	Mitigation	Impact
04.001	Lay-in grid suspended ceiling		Adverse	Remove	Not applicable	High
04.002	Timber thresholds at external doors and internal doors between main corridor and individual rooms		Low	Remove to enable level access	Splice extensions to door jambs, extend width of bottom rail of doors to match existing	Low


Schedule of Character Defining Elements

Central Police Station

Element no.	Description	Photo ref.	Significance	Proposal	Mitigation	Impact
04.003	Plaster box cornice		Moderate	Remove in exceptional cases where eg. where adjacent new lift shafts	Cut back neatly to a square edge and ensure remaining section is secure.	Moderate


Schedule of Character Defining Elements

Central Police Station

Element no.	Description	Photo ref.	Significance	Proposal	Mitigation	Impact
04.004	Rainwater goods		Adverse	Replace with cast iron in pattern to match original and in correct locations	No applicable	High


Schedule of Character Defining Elements

Central Police Station

Element no.	Description	Photo ref.	Significance	Proposal	Mitigation	Impact
04.005	Exterior decorations		Adverse	Strip off and redecorate	Sample and analyse existing paint media; select new media to suit substrate and significance	High


Schedule of Character Defining Elements

Central Police Station

Element no.	Description	Photo ref.	Significance	Proposal	Mitigation	Impact
04.006	Block existing door openings		Moderate	Block opening as part of re-planning of interior	Retain existing door frame and architraves. Use framing and non-combustible sheet linings to block opening.	Moderate


Schedule of Character Defining Elements

Central Police Station

Element no.	Description	Photo ref.	Significance	Proposal	Mitigation	Impact
04.007	Form new door openings		Moderate	Form new opening as part of re-planning of interiors	New doors and frames to be of their time to avoid confusion about provenance	Moderate


Schedule of Character Defining Elements

Central Police Station

Element no.	Description	Photo ref.	Significance	Proposal	Mitigation	Impact
04.008	Altered doors and windows		Adverse	Repair or renew as necessary existing frames to match original patterns	Not applicable	High


Schedule of Character Defining Elements

Central Police Station

Element no.	Description	Photo ref.	Significance	Proposal	Mitigation	Impact
04.009	Window frames in arcades of North and East elevations		Adverse	Remove window frames and make good masonry reveals and reinstate verandah	Not applicable	High


Schedule of Character Defining Elements

Central Police Station

Element no.	Description	Photo ref.	Significance	Proposal	Mitigation	Impact
04.010	External airconditioning units and other external services		Adverse	Remove and make good brickwork	Not applicable	High


Schedule of Character Defining Elements

Central Police Station

Element no.	Description	Photo ref.	Significance	Proposal	Mitigation	Impact
04.011	Stair balustrades		High	Balustrades to be supplemented with additional handrails and supports to mitigate non-compliance with code	New fittings to be of their time and made reversible. Physical intervention to existing stairs and balustrades to be kept to the minimum.	Moderate


Schedule of Character Defining Elements

Central Police Station

Element no.	Description	Photo ref.	Significance	Proposal	Mitigation	Impact
04.012	Stair from First to Second Floor		High	Replace stair to improve safety	New stair to be built of steel to comply with Code and to distinguish it as being "of its time".	Moderate



Schedule of Character Defining Elements

Central Police Station

Element no.	Description	Photo ref.	Significance	Proposal	Mitigation	Impact
04.013	External verandahs		High	Install new lighting, fire sprinklers, fire doors to comply with Fire Services Code, extract ducting to external walls	New fittings to be mounted in a manner that is of its time and reversible. Avoid physical intervention with existing plaster box cornices in rooms, architraves, dado rails. Position outlet grilles in external walls on centre-line of arcade arches and above structural arch	High


Schedule of Character Defining Elements

Central Police Station

Element no.	Description	Photo ref.	Significance	Proposal	Mitigation	Impact
04.014	Painted signs		High	Protect in situ	Not applicable	N/A
04.015	Fixed signs		Low-High	Remove and refix/display in visitors' centre/discard	Record each sign and assess significance individually and treat accordingly	N/A


Schedule of Character Defining Elements

Central Police Station

Element no.	Description	Photo ref.	Significance	Proposal	Mitigation	Impact
04.016	Pitched roofs		High	New penetrations through roofs for ventilation ducts and other services	<p>Arrange new penetrations so that they conform with the geometry of the existing roof.</p> <p>Model the size and shape of the new ducts so that the impact on the roofscape is minimised.</p> <p>Finish the new ducts in a non-reflective material that is neutral in colour.</p>	High


Schedule of Character Defining Elements

Central Police Station

Element no.	Description	Photo ref.	Significance	Proposal	Mitigation	Impact
04.017	Toilets at ends of verandahs		Adverse	Remove and make good finishes	Not applicable	High


Schedule of Character Defining Elements

Central Police Station

Element no.	Description	Photo ref.	Significance	Proposal	Mitigation	Impact
04.018	Partitions at GF Dormitory A		High	Remove to make way for Interpretation	Prepare measured drawings and photographs before removal.	Moderate


Schedule of Character Defining Elements

Central Police Station

Element no.	Description	Photo ref.	Significance	Proposal	Mitigation	Impact
04.019	Switchgear in old porch 04/G/13		Adverse	Open up porch, remove electrical switchgear and make good	Not applicable	High


Schedule of Character Defining Elements

Central Police Station

Element no.	Description	Photo ref.	Significance	Proposal	Mitigation	Impact
04.020	Flat plywood ceiling lining with plain rectangular cover battens		Adverse	Replace with T&G boarding to match existing	Not applicable	High

Schedule of Character Defining Elements

Central Police Station

Element no.	Description	Photo ref.	Significance	Proposal	Mitigation	Impact
04.021	Steps up to doorway on FF verandah		Moderate	Remove steps and doorway to form new fore escape route	Record steps and doorway on measured drawings	Moderate


Schedule of Character Defining Elements

Central Police Station

Element no.	Description	Photo ref.	Significance	Proposal	Mitigation	Impact
04.022	Timber boarded floors with moulded skirtings		High	Retain all boarded floors and skirtings	Reinstate floor boards and skirtings after fire proofing works	Low


Schedule of Character Defining Elements

Central Police Station

Element no.	Description	Photo ref.	Significance	Proposal	Mitigation	Impact
04.023	Cantilever balconies		High	<p>Retain and repair as necessary.</p> <p>Reinstate balcony on west elevation.</p>	<p>Avoid highly visible intervention to enhance structural integrity and/or compliance with building codes.</p> <p>Restrict access if necessary to achieve this objective.</p>	Low


Schedule of Character Defining Elements

Central Police Station

Element no.	Description	Photo ref.	Significance	Proposal	Mitigation	Impact
04.024	Clay tile floor		Low	Retain and repair as necessary	Not applicable	Neutral
04.025	Matched-boarded ceiling with perforated border		Moderate	Repair and retain insitu	Not applicable	Neutral

Schedule of Character Defining Elements



Central Police Station

Element no.	Description	Photo ref.	Significance	Proposal	Mitigation	Impact
04.026	Ceiling rose		Low	Repair and retain insitu	Not applicable	Neutral

Schedule of Character Defining Elements



Central Police Station

06 Dormitory C

Element no.	Description	Photo ref.	Significance	Proposal	Mitigation	Impact
06.001	Granite thresholds at external doors		Low	Retain; install timber deck flush with level of step where necessary	Avoid alteration to step.	Low
06.002	Pitched roof		High	New penetrations through roofs for ventilation ducts and other services	Arrange new penetrations so that they conform with the geometry of the existing roof. Model the size and shape of the new ducts so that the impact on the roofscape is minimised. Finish the new ducts in a non-reflective material that is neutral in colour and mid-tone.	High



Schedule of Character Defining Elements

Central Police Station

Element no.	Description	Photo ref.	Significance	Proposal	Mitigation	Impact
06.003	Rainwater goods		Adverse	Replace with cast iron in pattern to match original and in correct locations	Not applicable	High
06.004	Exterior decorations		Adverse	Strip off and redecorate	Sample and analyse existing paint media; select new media to suit substrate and significance	Moderate



Schedule of Character Defining Elements

Central Police Station

Element no.	Description	Photo ref.	Significance	Proposal	Mitigation	Impact
06.005	Altered doors and windows		Adverse	Adverse	Repair or renew as necessary existing frames to match original patterns	Not applicable
06.006	External airconditioning units and other external services		Adverse	Adverse	Remove and make good brickwork	Not applicable



Schedule of Character Defining Elements

Central Police Station

Element no.	Description	Photo ref.	Significance	Proposal	Mitigation	Impact
06.007	Painted signs		High	Protect in situ	Not applicable	N/A
06.008	Fixed signs		Low-High	Remove and refix/display in visitors' centre/discard	Record each sign and assess significance individually and treat accordingly	N/A



Schedule of Character Defining Elements

Central Police Station

Element no.	Description	Photo ref.	Significance	Proposal	Mitigation	Impact
06.009	Cantilever balconies		High	Retain and repair as necessary.	Avoid highly visible intervention to enhance structural integrity and/or compliance with building codes. Restrict access if necessary to achieve this objective.	Low
06.010	Iron balustrades		High	Retain and repair as necessary.	Avoid highly visible intervention to enhance structural integrity and/or compliance with building codes. Restrict access if necessary to achieve this objective.	Low



Schedule of Character Defining Elements

Central Police Station

Element no.	Description	Photo ref.	Significance	Proposal	Mitigation	Impact
06.011	Perforated margin at perimeter of ceiling		Low	Repair and retain.	Where fire-proofing of floor is required, use a product that can be installed within the floor void, leaving the ceiling lining intact.	Low
06.012	Block existing door openings		Moderate	Block opening as part of re-planning of interior	Retain existing door frame and architraves. Use framing and non-combustible sheet linings to block opening.	Moderate



Schedule of Character Defining Elements

Central Police Station

Element no.	Description	Photo ref.	Significance	Proposal	Mitigation	Impact
06.013	Form new door openings		Moderate	Form new opening as part of re-planning of interiors	New doors and frames to be of their time to avoid confusion about provenance	Moderate
06.014	Stair balustrades		High	Balustrades to be supplemented with additional handrails and supports to mitigate non-compliance with code	New fittings to be of their time and made reversible. Physical intervention to existing stairs and balustrades to be kept to the minimum.	Moderate



Schedule of Character Defining Elements

Central Police Station

Element no.	Description	Photo ref.	Significance	Proposal	Mitigation	Impact
06.015	Timber floors		High	Retain all boarded floors and skirtings	Reinstate floor boards and skirtings after fire proofing works	Low
06.016	Vinyl tile floor		Adverse	Remove tiles; renew boarded floor boards if necessary	Not applicable	Moderate

Schedule of Character Defining Elements



Central Police Station

Element no.	Description	Photo ref.	Significance	Proposal	Mitigation	Impact
06.017	Batten and panel ceiling lining		Low	Replace with lath and plaster ceiling	Not applicable	Low
06.018	Exposed roof covering		Moderate	Retain as existing	Consider insulating between upper and lower layers of roof tiles to provide thermal insulation and vapour barrier	Low

Schedule of Character Defining Elements



Central Police Station

07 Dormitory D

Element no.	Description	Photo ref.	Significance	Proposal	Mitigation	Impact
07.001	Pitched roofs		High	New penetrations through roofs for ventilation ducts and other services	<p>Arrange new penetrations so that they conform with the geometry of the existing roof.</p> <p>Model the size and shape of the new ducts so that the impact on the roofscape is minimised.</p> <p>Finish the new ducts in a non-reflective material that is neutral in colour and mid-tone.</p>	High
07.002	Rainwater goods		Adverse	Replace with cast iron in pattern to match original and in correct locations	No applicable	High



Schedule of Character Defining Elements

Central Police Station

Element no.	Description	Photo ref.	Significance	Proposal	Mitigation	Impact
07.003	Exterior decorations		Adverse	Strip off and redecorate	Sample and analyse existing paint media; select new media to suit substrate and significance	High
07.004	Altered doors and windows		Adverse	Repair or renew as necessary existing frames to match original patterns	Not applicable	High



Schedule of Character Defining Elements

Central Police Station

Element no.	Description	Photo ref.	Significance	Proposal	Mitigation	Impact
07.005	External airconditioning units and other external services		Adverse	Remove and make good brickwork	Not applicable	High
07.006	Clothes drying racks		Adverse	Remove	Not applicable	Low



Schedule of Character Defining Elements

Central Police Station

Element no.	Description	Photo ref.	Significance	Proposal	Mitigation	Impact
07.008	Lay-in grid suspended ceiling		Adverse	Remove	Not applicable	High
07.009	Corbelled brickwork at perimeter of room		Low	Remove in exceptional cases where eg. where adjacent new lift shafts	Cut back neatly to a square edge and ensure remaining section is secure.	Low



Schedule of Character Defining Elements

Central Police Station

Element no.	Description	Photo ref.	Significance	Proposal	Mitigation	Impact
07.010	Plywood floor		Adverse	Replace with hardwood floor boards	Not applicable	High
07.011	Timber thresholds at external doors and internal doors between main corridor and individual rooms		Low	Remove to enable level access	Splice extensions to door jambs, extend width of bottom rail of doors to match existing	Low


Schedule of Character Defining Elements

Central Police Station

Element no.	Description	Photo ref.	Significance	Proposal	Mitigation	Impact
07.012	Form new door openings		Moderate	Form new opening as part of re-planning of interiors	New doors and frames to be of their time to avoid confusion about provenance	Moderate
07.013	Stair balustrades		High	Balustrades to be supplemented with additional handrails and supports to mitigate non-compliance with code	New fittings to be of their time and made reversible. Physical intervention to existing stairs and balustrades to be kept to the minimum.	Moderate



Schedule of Character Defining Elements

Central Police Station

Element no.	Description	Photo ref.	Significance	Proposal	Mitigation	Impact
07.014	Fixed signs		Low-High	Remove and refix/display in visitors' centre/discard	Record each sign and assess significance individually and treat accordingly	N/A

Schedule of Character Defining Elements



Central Police Station

Element no.	Description	Photo ref.	Significance	Proposal	Mitigation	Impact
07.015	Exposed roof tiling		Moderate	Retain as existing	Consider insulating between upper and lower layers of roof tiles to provide thermal insulation and vapour barrier	Low
07.016	Concrete floor		Adverse	Overlay with hardwood floor boards	Not applicable	Moderate

Schedule of Character Defining Elements



Central Police Station

08 Ablutions Block

Element no.	Description	Photo ref.	Significance	Proposal	Mitigation	Impact
08.001	Panelled doors		Low	Replace where necessary to achieve compliance with Building Code	Re-use where possible. Record design on survey drawings where element cannot be re-used.	Moderate
08.002	Rainwater goods		Adverse	Replace with cast iron in pattern to match original and in correct locations	No applicable	High



Schedule of Character Defining Elements

Central Police Station

Element no.	Description	Photo ref.	Significance	Proposal	Mitigation	Impact
08.003	Exterior decorations		Adverse	Strip off and redecorate	Sample and analyse existing paint media; select new media to suit substrate and significance	High
08.004	Block existing door openings		Moderate	Block opening as part of re-planning of interior	Retain existing door frame and architraves. Use framing and non-combustible sheet linings to block opening.	Moderate



Schedule of Character Defining Elements

Central Police Station

Element no.	Description	Photo ref.	Significance	Proposal	Mitigation	Impact
08.005	Timber roof structure		High	Retain	Not applicable	Neutral
08.006	External stair at west end		Moderate	Retain	Repair as necessary. Alter balustrade to achieve reasonable level of operational safety. Restrict access to repairs and maintenance and means of escape.	Low



Schedule of Character Defining Elements

Central Police Station

Element no.	Description	Photo ref.	Significance	Proposal	Mitigation	Impact
08.007	External airconditioning units and other external services		Adverse	Remove and make good brickwork	Not applicable	High
08.008	Painted signs		High	Protect in situ	Not applicable	N/A


Schedule of Character Defining Elements

Central Police Station

Element no.	Description	Photo ref.	Significance	Proposal	Mitigation	Impact
08.009	Wire mesh screens		Adverse	Remove	Not applicable	Low
08.010	Internal walls and concrete floors		Low	Remove and rebuild in new configuration to suit new use	Ensure retained facades are fully supported during construction operations. Protect retained walls against damage during demolition works. Install new walls and floors to respect fenestration; avoid	Low



Schedule of Character Defining Elements

Central Police Station

Element no.	Description	Photo ref.	Significance	Proposal	Mitigation	Impact
					clashes.	
08.011	Cantilever balconies on north side		Moderate	Repair and retain insitu	Not applicable	



Schedule of Character Defining Elements

Central Police Station

Element no.	Description	Photo ref.	Significance	Proposal	Mitigation	Impact
08.012	Bridge access to Barrack Block		Moderate	Retain	<p>Repair as necessary.</p> <p>Alter balustrade to achieve reasonable level of operational safety.</p> <p>Restrict access to repairs and maintenance and means of escape.</p>	Low
08.013	Balcony balustrades		Low	<p>Repair as necessary and retain.</p> <p>Remove selected sections to enable installation of new bridge connections to Barrack Block.</p>	<p>Avoid removal of associated iron columns.</p> <p>Form interventions at selected positions so as to maintain the rhythm of the balustrades and ensure proper support at ends.</p>	Low

Schedule of Character Defining Elements

Central Police Station



Element no.	Description	Photo ref.	Significance	Proposal	Mitigation	Impact
08.014	Single-storey outbuilding with pitched roof over		Low	Demolish to make way for new loading bay.	<p>Record on measured survey drawings.</p> <p>Infill existing internal opening leaving reveals exposed.</p> <p>Tooth-in new brickwork at abutments after existing walls removed.</p> <p>Salvage cast iron columns for possible re-use.</p>	Low
08.015	Corrugated steel sheet on balcony balustrades		Adverse	Remove	Not applicable	Low

Schedule of Character Defining Elements

Central Police Station



Schedule of Character Defining Elements

09 Magistracy

Element no.	Description	Photo ref.	Significance	Proposal	Mitigation	Impact
09.001	Lay-in grid suspended ceiling		Adverse	Remove	Not applicable	High
09.002	Modern partitions		Adverse	Remove	Not applicable	N/A


Schedule of Character Defining Elements

Central Police Station

Element no.	Description	Photo ref.	Significance	Proposal	Mitigation	Impact
09.003	Internal walls		Moderate	Remove selected internal walls where strictly necessary as part of re-planning of interiors	Walls or early or original date to be retained in part eg. By leaving a “nib” where the wall is bonded to another wall. At the point where the wall is cut away, form the cut-line on the line of a vertical joint in alternate courses. Bricks in the remaining courses to be left “as cut”, and not re-bonded, as evidence of the current condition.	Moderate
09.004	Plaster box cornice		Moderate	Remove in exceptional cases eg. Where adjacent new lift shafts	Cut back neatly to a square edge and ensure remaining section is secure.	Moderate


Schedule of Character Defining Elements

Central Police Station

Element no.	Description	Photo ref.	Significance	Proposal	Mitigation	Impact
09.005	Panelled doors		Moderate	Replace where necessary to achieve fire resistance to comply with Code	Re-use where possible. Record design on survey drawings where element cannot be re-used.	Moderate



Schedule of Character Defining Elements

Central Police Station

Element no.	Description	Photo ref.	Significance	Proposal	Mitigation	Impact
09.006	Block existing door openings		Moderate	Block opening as part of re-planning of interior	Retain existing door frame and architraves. Use framing and non-combustible sheet linings to block opening.	Moderate
09.007	Form new door openings		Moderate	Form new opening as part of re-planning of interiors	New doors and frames to be of their time to avoid confusion about provenance	Moderate



Schedule of Character Defining Elements

Central Police Station

Element no.	Description	Photo ref.	Significance	Proposal	Mitigation	Impact
09.008	Stair balustrades		High	Balustrades to be supplemented with additional handrails and supports to mitigate non-compliance with code	New fittings to be of their time and made reversible. Physical intervention to existing stairs and balustrades to be kept to the minimum.	Moderate
09.009	Fixed signs		Low-High	Remove and refix/display in visitors' centre/discard	Record each sign and assess significance individually and treat accordingly	N/A



Schedule of Character Defining Elements

Central Police Station

Element no.	Description	Photo ref.	Significance	Proposal	Mitigation	Impact
09.010	External airconditioning units and other external services		Adverse	Remove and make good brickwork	Not applicable	High
09.011	Pitched roofs		High	New penetrations through roofs for ventilation ducts and other services	Arrange new penetrations so that they conform with the geometry of the existing roof. Model the size and shape of the new ducts so that the impact on the roofscape is minimised. Finish the new ducts in a non-reflective material that is neutral in colour and mid-tone.	High



Schedule of Character Defining Elements

Central Police Station

Element no.	Description	Photo ref.	Significance	Proposal	Mitigation	Impact
09.012	Rainwater goods		Moderate	Replace with larger sizes/closer spacing to improve performance	Use cast iron to match original pattern Make good all redundant fixing holes	High
09.013	Metal walkways across lightwell		Adverse	Remove walkways and make good brickwork at abutments	Not applicable	High



Schedule of Character Defining Elements

Central Police Station

Element no.	Description	Photo ref.	Significance	Proposal	Mitigation	Impact
09.014	Altered doors and windows		Adverse	Repair or renew as necessary existing frames to match original patterns	Not applicable	High
09.015	Sloping canopy over external stair on west side		Adverse	Remove canopy and supporting structure	Not applicable	Moderate



Schedule of Character Defining Elements

Central Police Station

Element no.	Description	Photo ref.	Significance	Proposal	Mitigation	Impact
09.016	Single storey secure shelter at North West corner		Low	Demolish	Make good brickwork at abutments.	Low
09.017	Iron railing adjacent south side of item 09.016 above		Moderate	Retain; including remains of bars (now removed) between existing railings and east side of Barracks Block.	Not applicable	Neutral


Schedule of Character Defining Elements

Central Police Station

Element no.	Description	Photo ref.	Significance	Proposal	Mitigation	Impact
09.018	Public toilets in 09/LG1/17, 24		Adverse	Strip out sanitaryware, and fit-out for pottery display/service access. Form new door openings in east walls.	Retain existing door openings and metal-barred gates. Retain external granite steps and existing ground level.	Low
09.019	Cell doors		High	Re-open to provide access to Retail space	Retain existing iron gate	Low



Schedule of Character Defining Elements

Central Police Station

Element no.	Description	Photo ref.	Significance	Proposal	Mitigation	Impact
09.020	Meeting room at G/02-05		Moderate	Remove timber panelling from walls and sub divide to form new toilets and lift shaft	Record existing wall linings, and any earlier lining behind, on measured survey drawings.	Moderate
09.021	Lobbies within entrance hall G/12		Adverse	Remove	Not applicable	N/A



Schedule of Character Defining Elements

Central Police Station

Element no.	Description	Photo ref.	Significance	Proposal	Mitigation	Impact
09.022	Public galleries on FF		Adverse	Strip out plant, remove partition walls and restore galleries	Not applicable	High
09.023	Chimney piece		Moderate	Retain	Not applicable	Neutral


Schedule of Character Defining Elements

Central Police Station

Element no.	Description	Photo ref.	Significance	Proposal	Mitigation	Impact
09.024	Lanterns above entrance hall		Adverse	Remove existing lanterns and install single lantern	Not applicable	Moderate
09.025	Boarded ceilings on Second Floor		High	Repair and retain where possible	Limit extent of penetrations as far as practicable. Record on measured survey drawings where ceilings have exceptionally to be removed.	Low



Schedule of Character Defining Elements

Central Police Station

Element no.	Description	Photo ref.	Significance	Proposal	Mitigation	Impact
09.026	Iron gates at top of external stair		Moderate	Retain	No applicable	Neutral
09.027	Iron balustrade adjacent terrace at First Floor east side		High	Retain; install structural glass balustrade inboard of ironwork to provide compliance with Building Codes	Avoid penetration of existing tiled pavement when fixing glass balustrade.	Low


Schedule of Character Defining Elements

10 Assistant Superintendent’s Office

Element no.	Description	Photo ref.	Significance	Proposal	Mitigation	Impact
10.001	Lay-in grid suspended ceiling		Adverse	Remove	Not applicable	High
10.002	Plaster box cornice		Moderate	Remove in exceptional cases eg. Where adjacent new lift shafts	Cut back neatly to a square edge and ensure remaining section is secure.	Moderate



Schedule of Character Defining Elements

Central Police Station

Element no.	Description	Photo ref.	Significance	Proposal	Mitigation	Impact
10.003	Panelled doors and linings		Moderate	Replace where necessary to achieve fire resistance to comply with Code	Re-use where possible. Record design on survey drawings where element cannot be re-used.	Moderate



Schedule of Character Defining Elements

Central Police Station

Element no.	Description	Photo ref.	Significance	Proposal	Mitigation	Impact
10.004	Timber boarded floor with moulded skirtings		High	Repair as necessary and retain	Lift carefully and refix upon completion of fire-proofing and services installation	Low
10.005	Exterior decorations		Adverse	Strip off and redecorate	Sample and analyse existing paint media; select new media to suit substrate and significance	High



Schedule of Character Defining Elements

Central Police Station

Element no.	Description	Photo ref.	Significance	Proposal	Mitigation	Impact
10.006	Block existing door openings		Moderate	Block opening as part of re-planning of interior	Retain existing door frame and architraves. Use framing and non-combustible sheet linings to block opening.	Moderate
10.007	Form new door openings		Moderate	Form new opening as part of re-planning of interiors	New doors and frames to be of their time to avoid confusion about provenance	Moderate


Schedule of Character Defining Elements

Central Police Station

Element no.	Description	Photo ref.	Significance	Proposal	Mitigation	Impact
10.008	Altered doors and windows		Adverse	Repair or renew as necessary existing frames to match original patterns	Not applicable	High
10.009	External airconditioning units and other external services		Adverse	Remove and make good brickwork	Not applicable	High



Schedule of Character Defining Elements

Central Police Station

Element no.	Description	Photo ref.	Significance	Proposal	Mitigation	Impact
10.010	Stair balustrades		High	Balustrades to be supplemented with additional handrails and supports to mitigate non-compliance with code	New fittings to be of their time and made reversible. Physical intervention to existing stairs and balustrades to be kept to the minimum.	Moderate


Schedule of Character Defining Elements

Central Police Station

Element no.	Description	Photo ref.	Significance	Proposal	Mitigation	Impact
10.011	Fixed signs		Low-High	Remove and refix/display in visitors' centre/discard	Record each sign and assess significance individually and treat accordingly	N/A
10.012	Pitched roofs		High	New penetrations through roofs for ventilation ducts and other services	Arrange new penetrations so that they conform with the geometry of the existing roof. Model the size and shape of the new ducts so that the impact on the roofscape is minimised. Finish the new ducts in a non-reflective material that is neutral in colour and mid-tone.	High



Schedule of Character Defining Elements

Central Police Station

Element no.	Description	Photo ref.	Significance	Proposal	Mitigation	Impact
10.013	Internal walls		Moderate	Remove selected internal walls where strictly necessary as part of re-planning of interiors	Walls or early or original date to be retained in part eg. By leaving a “nib” where the wall is bonded to another wall. At the point where the wall is cut away, form the cut-line on the line of a vertical joint in alternate courses. Bricks in the remaining courses to be left “as cut”, and not re-bonded, as evidence of the current condition.	Moderate



Schedule of Character Defining Elements

Central Police Station

Element no.	Description	Photo ref.	Significance	Proposal	Mitigation	Impact
10.014	Partitions on SF		Moderate	Remove partitions	Record partitions on measured drawings	Moderate
10.015	Blocked windows on south elevation of south-east wing		Adverse	Re-open window openings and reinstate window frames and glazing	Not applicable	Moderate



Schedule of Character Defining Elements

Central Police Station

Element no.	Description	Photo ref.	Significance	Proposal	Mitigation	Impact
10.016	Open-joisted ceiling on Ground Floor of south-east wing		Moderate	Underline floor to provide fire protection.	Avoid intrusive alteration. Use fire-proofing products and methods that enable existing structure and boarding to be retained.	Low
10.017	Moulded timber picture rail		Low	Repair and retain	Not applicable	Neutral



Schedule of Character Defining Elements

Central Police Station

Element no.	Description	Photo ref.	Significance	Proposal	Mitigation	Impact
10.018	Timber roof structure above south-east wing		Moderate	Repair as necessary and retain	Avoid intrusive alteration. Retain open appearance/	Low
10.019	Timber stair		Moderate	Underline with fire-resisting lining	Repair as necessary and retain.	Low



Schedule of Character Defining Elements

Central Police Station

Element no.	Description	Photo ref.	Significance	Proposal	Mitigation	Impact
10.020	Clay/terrazzo tile floor on Ground Floor and steps		Adverse	Adjust levels to enable level access and replace floor finish	Not applicable	Low
10.024	Granite wall on North elevation		High	Construct new external steps adjacent wall	Keep new stair clear of wall; avoid any physical connection between steps and wall.	Low



Schedule of Character Defining Elements

Central Police Station

Element no.	Description	Photo ref.	Significance	Proposal	Mitigation	Impact
10.025	Single storey outbuilding at South East corner		Moderate	Demolish outbuilding and make good at abutments	Record outbuilding on measured drawings	Low
10.026	Blocked archway on East elevation		Adverse	Demolish infilling and re-open archway	Protect original arch and jambs against damage during demolition	Moderate



Schedule of Character Defining Elements

Central Police Station

Element no.	Description	Photo ref.	Significance	Proposal	Mitigation	Impact
10.027	Chimney on east elevation		Low	Retain	Not applicable	Neutral
10.028	Cantilever balconies		High	Repair as necessary and retain	Avoid intrusive interventions. Restrict access if necessary to retain existing appearance.	Neutral


Schedule of Character Defining Elements

Central Police Station

Element no.	Description	Photo ref.	Significance	Proposal	Mitigation	Impact
10.029	Steps on east elevation		Moderate	Repair as necessary and retain	Not applicable	Neutral
10.030	Decorative metal screen (See also item 10.026)		Low	Repair and retain	Not applicable	Positive



Schedule of Character Defining Elements

11 A Hall

Element no.	Description	Photo ref.	Significance	Proposal	Mitigation	Impact
11.001	Form new door openings		Low	Form new opening as part of re-planning of interiors	New doors and frames to be of their time to avoid confusion about provenance	Low



Schedule of Character Defining Elements

Central Police Station

Element no.	Description	Photo ref.	Significance	Proposal	Mitigation	Impact
11.002	External airconditioning units and other external services		Adverse	Remove and make good brickwork	Not applicable	High
11.003	Painted signs		High	Protect in situ	Not applicable	N/A



Schedule of Character Defining Elements

Central Police Station

Element no.	Description	Photo ref.	Significance	Proposal	Mitigation	Impact
11.004	Fixed signs		Low-High	Remove and refix/display in visitors' centre/discard	Record each sign and assess significance individually and treat accordingly	N/A
11.005	Concrete stairs		Low	Remove and rebuild as part of re-planning of interiors	None	Low


Schedule of Character Defining Elements

Central Police Station

Element no.	Description	Photo ref.	Significance	Proposal	Mitigation	Impact
11.006	Flat roof		Low	Form new rooftop extension at West end to accommodate fire escape stair	Form straight joint at abutment with building 08 Ablutions Block	Low
11.007	Security screen at roof level		Low	Remove	Record on measured survey drawings	Low


Schedule of Character Defining Elements

Central Police Station

Element no.	Description	Photo ref.	Significance	Proposal	Mitigation	Impact
11.008	Rainwater goods		Adverse	Replace with cast iron in pattern to match original and in correct locations	Not applicable	High


Schedule of Character Defining Elements

Central Police Station

Element no.	Description	Photo ref.	Significance	Proposal	Mitigation	Impact
11.009	Rainwater goods		Low	Remove embedded cast iron pipework set into wall to reduce long term maintenance burden	Record on measured survey drawings. Make good cavity.	Low



Schedule of Character Defining Elements

Central Police Station

Element no.	Description	Photo ref.	Significance	Proposal	Mitigation	Impact
11.010	Timber doors		Low	Repair and retain	Not applicable	Neutral


Schedule of Character Defining Elements

Central Police Station

Element no.	Description	Photo ref.	Significance	Proposal	Mitigation	Impact
11.011	Security screen and door at First Floor		Low	Remove	Record on measured survey drawings	Low
11.012	Door thresholds and plinth		Low	Retain; remove paint media from plinth and brickwork	Not applicable	Neutral

Schedule of Character Defining Elements



Central Police Station

Element no.	Description	Photo ref.	Significance	Proposal	Mitigation	Impact
11.013	Metal louvres on window openings		Adverse	Remove	Not applicable	Low

Schedule of Character Defining Elements



Central Police Station

12 B Hall

Element no.	Description	Photo ref.	Significance	Proposal	Mitigation	Impact
12.001	Flat roof		Moderate	Repair and retain	Avoid roof penetrations as far as possible	Low
12.002	Cells at GF level		High	Remove cells in selected locations to accommodate new North-South route across site	Record existing layout on measured survey drawings. Limit number of cells affected to the minimum necessary. Retain floor structure above. Retain remainder of cells at this level for interpretation	Moderate



Schedule of Character Defining Elements

Central Police Station

Element no.	Description	Photo ref.	Significance	Proposal	Mitigation	Impact
12.003	External airconditioning units and other external services		Adverse	Remove and make good brickwork	Not applicable	High
12.004	Painted signs		High	Protect in situ	Not applicable	N/A

Schedule of Character Defining Elements

Central Police Station

Element no.	Description	Photo ref.	Significance	Proposal	Mitigation	Impact
12.005	Fixed signs		Low-High	Remove and refix/display in visitors' centre/discard	Record each sign and assess significance individually and treat accordingly	N/A
12.006	Rainwater goods		Adverse	Replace with cast iron in pattern to match original and in correct locations	Not applicable	High


Schedule of Character Defining Elements

Central Police Station

Element no.	Description	Photo ref.	Significance	Proposal	Mitigation	Impact
12.007	Corbelled brickwork at high level in cells		Low	Retain	Not applicable	Neutral
12.008	Barbed wire		Moderate	Remove	Record wire on measured drawings	Low


Schedule of Character Defining Elements

Central Police Station

Element no.	Description	Photo ref.	Significance	Proposal	Mitigation	Impact
12.009	External walls		Moderate	Form openings in North and South walls in conjunction with new North-South route across site	Cut brickwork to form openings in North and South walls; do not re-bond brickwork.	Moderate



Schedule of Character Defining Elements

13 C Hall

Element no.	Description	Photo ref.	Significance	Proposal	Mitigation	Impact
13.001	External airconditioning units and other external services		Adverse	Remove	Not applicable	Moderate



Schedule of Character Defining Elements

Central Police Station

Element no.	Description	Photo ref.	Significance	Proposal	Mitigation	Impact
13.002	Door to Ladder Store		Low	Retain	Not applicable	Neutral
13.003	Security bars at window openings		Low	Retain	Not applicable	Neutral

Schedule of Character Defining Elements

Central Police Station

Element no.	Description	Photo ref.	Significance	Proposal	Mitigation	Impact
13.004	Flat roof		Low	Retain	Avoid roof penetrations as far as possible.	Low
13.005	Eaves detail		Low	Retain	Not applicable	Neutral



Schedule of Character Defining Elements

Central Police Station

Element no.	Description	Photo ref.	Significance	Proposal	Mitigation	Impact
13.006	Cantilever reinforced concrete canopy		Low	Retain	Not applicable	Neutral



Schedule of Character Defining Elements

Central Police Station

Element no.	Description	Photo ref.	Significance	Proposal	Mitigation	Impact
13.007	Internal partition walls		Low	Remove as part of re-planning of interiors	Record on measured survey drawings	Low
13.008	Fixed signs		Low-High	Remove and refix/display in visitors' centre/discard	Record each sign and assess significance individually and treat accordingly	N/A



Schedule of Character Defining Elements

Central Police Station

Element no.	Description	Photo ref.	Significance	Proposal	Mitigation	Impact
13.009	Metal window frames		Moderate	Repair and retain	Not applicable	Neutral
13.010	Internal security screens		Moderate	Retain where possible	Where necessary record on measured survey drawings prior to removal	Low



Schedule of Character Defining Elements

Central Police Station

Element no.	Description	Photo ref.	Significance	Proposal	Mitigation	Impact
13.011	Coving at abutments between RC beams and walls		Low	Avoid penetrations for services installations as far as possible.	Cut away neatly for services penetrations and make good at abutments.	Low
13.012	Communal cells at Ground Floor		Moderate	Remove as part of re-planning of interiors	Record on measured survey drawings	Low



Schedule of Character Defining Elements

Central Police Station

Element no.	Description	Photo ref.	Significance	Proposal	Mitigation	Impact
13.013	Rooflight and security bars over communal cells		Moderate	Remove as part of re-planning of interiors	Record on measured survey drawings	Low
13.014	Granite threshold at external door openings		Low	Retain	Not applicable	Neutral

Schedule of Character Defining Elements

Central Police Station

Element no.	Description	Photo ref.	Significance	Proposal	Mitigation	Impact
13.015	Timber boarded doors with fanlight over		Low	Repair as necessary and retain	Not applicable	Neutral
13.015	Vinyl tile floor		Adverse	Replace	Not applicable	Low

Schedule of Character Defining Elements


Central Police Station

Element no.	Description	Photo ref.	Significance	Proposal	Mitigation	Impact

Schedule of Character Defining Elements


Central Police Station

14 D Hall East Wing

Element no.	Description	Photo ref.	Significance	Proposal	Mitigation	Impact
14.001	West entrance at Lower Ground Floor		Moderate	Retain as public entrance at this level.	<p>Retain security gate and granite threshold.</p> <p>Adjust adjacent ground level as necessary to achieve barrier-free access.</p> <p>Pin gate back against adjacent wall in the open position if necessary.</p>	Low

Schedule of Character Defining Elements

Central Police Station

Element no.	Description	Photo ref.	Significance	Proposal	Mitigation	Impact
14.002	Half-round headed doorway and side lights		Moderate	Retain	Remove air duct and make good masonry above arch.	Low


Schedule of Character Defining Elements

Central Police Station

Element no.	Description	Photo ref.	Significance	Proposal	Mitigation	Impact
14.003	Granite surround to cells (generally north side, alternating with brick surrounds – see next item)		Moderate	Retain door surround and gate wherever possible.	Pin back gate against wall. Remove paint media to expose granite material.	Low



Schedule of Character Defining Elements

Central Police Station

Element no.	Description	Photo ref.	Significance	Proposal	Mitigation	Impact
14.004	Brick reveals with bull-nosed arrisses and segmental arch over (generally north side, alternating with granite surrounds – see previous item)		High	Retain door surround and gate wherever possible	Pin back gate against wall	Low



Schedule of Character Defining Elements

Central Police Station

Element no.	Description	Photo ref.	Significance	Proposal	Mitigation	Impact
14.005	Arched opening at East end First Floor		Low	Retain as existing	Not applicable	Low
14.006	Concrete floor generally at Lower Ground Floor		Low	Excavate entire floor to install piled underpinning	Record levels on measured survey drawings. Install new floor at the same level.	Low


Schedule of Character Defining Elements

Central Police Station

Element no.	Description	Photo ref.	Significance	Proposal	Mitigation	Impact
14.007	Part-blocked windows at Lower Ground Floor - extent of blocking varies.		Moderate	Open up window opening to full extent.	Record existing condition on measured survey drawings. Add further detail during demolition works.	Low
14.008	External granite stair from Lower Ground to Ground Floor level		Moderate	Remove stair to make way for new stair in similar position	Review design proposals to see whether existing stair can be retained.	Low


Schedule of Character Defining Elements

Central Police Station

Element no.	Description	Photo ref.	Significance	Proposal	Mitigation	Impact
14.009	Ashlar pattern on external walls		Moderate	Form new openings for entrance/exit to building	<p>Set out new openings to cause minimum disruption to ashlar pattern.</p> <p>Record existing pattern on measured survey drawings.</p>	Low


Schedule of Character Defining Elements

Central Police Station

Element no.	Description	Photo ref.	Significance	Proposal	Mitigation	Impact
14.010	Blocked doorway at south-east corner		Low	Preserve blocked opening intact.	Not applicable	Neutral



Schedule of Character Defining Elements

Central Police Station

Element no.	Description	Photo ref.	Significance	Proposal	Mitigation	Impact
14.011	Metal security gate and screen		Low	Retain insitu	Pin gate in open position if necessary	Neutral



Schedule of Character Defining Elements

Central Police Station

Element no.	Description	Photo ref.	Significance	Proposal	Mitigation	Impact
14.012	Half-round headed doorway and side lights at Ground Floor west end		Moderate	Retain insitu	Not applicable	Neutral
14.013	Structural steelwork bracing and temporary access stair		Adverse	Remove upon completion of underpinning	Not applicable	Moderate


Schedule of Character Defining Elements

Central Police Station

Element no.	Description	Photo ref.	Significance	Proposal	Mitigation	Impact
14.014	RC staircase at north-east corner		Low	Remove	Record on measured drawings	Low
14.015	Vinyl tile floor on suspended timber floor		Adverse	Remove vinyl tiles and restore boards if possible; alternatively, replace boards with new timber to match other boarded floors elsewhere on the site.	Not applicable	Low



Schedule of Character Defining Elements

Central Police Station

Element no.	Description	Photo ref.	Significance	Proposal	Mitigation	Impact
14.016	Cell walls at Ground Floor		Moderate	Retain insitu	<p>Use existing door openings wherever possible.</p> <p>Avoid further alteration to existing altered openings where feasible.</p>	Low



Schedule of Character Defining Elements

Central Police Station

Element no.	Description	Photo ref.	Significance	Proposal	Mitigation	Impact
14.017	Mortuary		High	Preserve insitu	Avoid any service penetrations from adjacent spaces	Neutral
14.018	Brickwork surrounds to doorways with segmental arches over		Moderate	Increase width in selected locations to allow wheelchairs to pass	Record on measured survey drawings. Limit interventions as far as possible.	Low


Schedule of Character Defining Elements

Central Police Station

Element no.	Description	Photo ref.	Significance	Proposal	Mitigation	Impact
14.019	Granite surrounds to doorways with lintels over		Moderate	Increase width in selected locations to allow wheelchairs to pass	Record on measured survey drawings. Limit interventions as far as possible.	Low
14.020	Flat ceilings at Ground Floor		Low	Form penetrations for services installations where necessary	Avoid disruption of beams.	Low


Schedule of Character Defining Elements

Central Police Station

Element no.	Description	Photo ref.	Significance	Proposal	Mitigation	Impact
14.021	Arched opening at east end		Low	Retain insitu	Not applicable	Neutral


Schedule of Character Defining Elements

Central Police Station

Element no.	Description	Photo ref.	Significance	Proposal	Mitigation	Impact
14.022	Top-lit central hall		High	Retain insitu	Not applicable	Neutral


Schedule of Character Defining Elements

Central Police Station

Element no.	Description	Photo ref.	Significance	Proposal	Mitigation	Impact
14.023	Arches across central hall at First Floor		Moderate	Retain insitu	Not applicable	Neutral


Schedule of Character Defining Elements

Central Police Station

Element no.	Description	Photo ref.	Significance	Proposal	Mitigation	Impact
14.024	Inset security gate and screen in First Floor cells		Low	Remove to suit new use	Remove where necessary. Record on measured drawings.	Low



Schedule of Character Defining Elements

14 D Hall West Wing

Element no.	Description	Photo ref.	Significance	Proposal	Mitigation	Impact
14.030	Main stair		High	Remove wire mesh and framing	Record on measured drawings	Low



Schedule of Character Defining Elements

Central Police Station

Element no.	Description	Photo ref.	Significance	Proposal	Mitigation	Impact
14.031	Brick vault over central hall at Ground Floor		High	Retain insitu	Not applicable	Neutral
14.032	Terrazzo floor in central hall at Ground floor		Moderate	Remove to enable piled underpinning	Record on measured survey drawings	Moderate


Schedule of Character Defining Elements

Central Police Station

Element no.	Description	Photo ref.	Significance	Proposal	Mitigation	Impact
14.033	Brick vaults above cells		High	Retain insitu	Avoid penetrations for services	Neutral
14.034	Cell walls (later additions)		Moderate	Remove where necessary to accommodate new cafe	Record on measured drawings	Low


Schedule of Character Defining Elements

Central Police Station

Element no.	Description	Photo ref.	Significance	Proposal	Mitigation	Impact
14.035	Brickwork spandrels below cell windows on south side at Ground Floor		Moderate	Remove to accommodate new cafe	Record on measured survey drawings	Low


Schedule of Character Defining Elements

Central Police Station

Element no.	Description	Photo ref.	Significance	Proposal	Mitigation	Impact
14.036	Cell walls flanking central hall		High	Remove to accommodate new cafe	Record on measured survey drawings. Retain selected cells for interpretation purposes.	Moderate

Schedule of Character Defining Elements

Central Police Station

Element no.	Description	Photo ref.	Significance	Proposal	Mitigation	Impact
14.037	Cell floors		Low	Remove to enable piled underpinning	Record on measured survey drawings	Low



Schedule of Character Defining Elements

Central Police Station

Element no.	Description	Photo ref.	Significance	Proposal	Mitigation	Impact
14.038	Partition wall across central hall at Ground Floor		Low	Remove to accommodate new cafe	Record on measured survey drawings	Low



Schedule of Character Defining Elements

Central Police Station

Element no.	Description	Photo ref.	Significance	Proposal	Mitigation	Impact
14.039	Granite pavement in cross-passage between East and West Wings		Moderate	Repair as necessary and retain insitu	Not applicable	Neutral
14.040	Granite threshold at doorway between cross-passage and East Wing		Moderate	Retain insitu	Not applicable	Neutral



Schedule of Character Defining Elements

Central Police Station

Element no.	Description	Photo ref.	Significance	Proposal	Mitigation	Impact
14.041	Brick vault over cross-passage		High	Retain insitu	Avoid any services penetrations	Neutral
14.042	Granite floor in central hall at First Floor		Moderate	Retain insitu	Repair where necessary	Neutral


Schedule of Character Defining Elements

Central Police Station

Element no.	Description	Photo ref.	Significance	Proposal	Mitigation	Impact
14.043	Cell walls flanking central hall at First Floor		High	Retain insitu	Not applicable	Neutral
14.044	Brickwork spandrels below cell windows at Second Floor		Moderate	Remove to enable new use	Record on measured drawings. Confine changes to one elevation, north or south.	Low


Schedule of Character Defining Elements

Central Police Station

Element no.	Description	Photo ref.	Significance	Proposal	Mitigation	Impact
14.045	Metal security screen adjacent main stair		Moderate	Retain insitu	Not applicable	Neutral

Schedule of Character Defining Elements

Central Police Station

Element no.	Description	Photo ref.	Significance	Proposal	Mitigation	Impact
14.046	Double-height central hall at Second Floor		High	Retain insitu	Not applicable	Neutral



Schedule of Character Defining Elements

Central Police Station

Element no.	Description	Photo ref.	Significance	Proposal	Mitigation	Impact
14.047	View ports adjacent entrance doors		Moderate	Retain insitu	Not applicable	Neutral
14.048	Services installations		Adverse	Remove	Not applicable	Moderate



Schedule of Character Defining Elements

Central Police Station

Element no.	Description	Photo ref.	Significance	Proposal	Mitigation	Impact
14.049	Metalwork and structural steel framing on exterior (typical)		Adverse	Remove	Not applicable	High
14.050	Blind arcade, south elevation		Low	Remove infill brickwork within arched openings at ground level to enable new cafe	Record on measured survey drawings. Observe and record any evidence that brickwork infills were built at the same time as the arched openings or added later	Low

Schedule of Character Defining Elements



Central Police Station

Element no.	Description	Photo ref.	Significance	Proposal	Mitigation	Impact
14.051	Blind arcade, north elevation		Low	Retain insitu	Not applicable	Neutral
14.052	Fence wall, east end of D Hall Yard		Low	Remove to reinstate access to granite stair to Lower Ground Floor level	Record on measured drawings	Low

Schedule of Character Defining Elements


Central Police Station

15 E Hall

Element no.	Description	Photo ref.	Significance	Proposal	Mitigation	Impact
15.001	Dividing walls at Lower Ground Floor		Moderate	Remove to enable multi-purpose use	Record on measured survey drawings	Low
15.002	Dividing walls at Lower Ground Floor		Moderate	Remove to enable multi-purpose use	Record on measured survey drawings	Low



Schedule of Character Defining Elements

Central Police Station

Element no.	Description	Photo ref.	Significance	Proposal	Mitigation	Impact
15.003	Staircase within Laundry Yard		Moderate	Remove to enable construction of Arbuthnot Wing	Record on measured survey drawings	Low



Schedule of Character Defining Elements

Central Police Station

Element no.	Description	Photo ref.	Significance	Proposal	Mitigation	Impact
15.004	Services installations		Adverse	Remove	Not applicable	Moderate
15.005	Metal louvres over cell window openings		Low	Remove	Record on measured survey drawings	Low


Schedule of Character Defining Elements

Central Police Station

Element no.	Description	Photo ref.	Significance	Proposal	Mitigation	Impact
15.006	Raised ground level adjacent entrance		Low	Remove to enable level access	Record on measured survey drawings	Low
15.007	Access balconies and apertures		Moderate	Retain apertures	Provide temporary closure as required for operational reasons	Low


Schedule of Character Defining Elements

Central Police Station

Element no.	Description	Photo ref.	Significance	Proposal	Mitigation	Impact
15.008	Central staircase		High	Retain	Provide secondary staircase within cell blocks to achieve code compliance	Low



Schedule of Character Defining Elements

Central Police Station

Element no.	Description	Photo ref.	Significance	Proposal	Mitigation	Impact
15.009	Cell walls flanking central hall		High	Retain	Pin back cell doors against walls.	Neutral


Schedule of Character Defining Elements

Central Police Station

Element no.	Description	Photo ref.	Significance	Proposal	Mitigation	Impact
15.010	Services installations		Adverse	Remove	Not applicable	Moderate
15.011	Balcony balustrades		Moderate	Retain	Install wire net across aperture to avoid need to upgrade balustrade to meet Building Code requirements	Low

Schedule of Character Defining Elements


Central Police Station

Element no.	Description	Photo ref.	Significance	Proposal	Mitigation	Impact
15.012	Second Floor central hall		High	Retain	Not applicable	Neutral

Schedule of Character Defining Elements



Central Police Station

17 F Hall

Element no.	Description	Photo ref.	Significance	Proposal	Mitigation	Impact
17.001	Lay-in grid suspended ceiling		Adverse	Remove	Not applicable	High



Schedule of Character Defining Elements

Central Police Station

Element no.	Description	Photo ref.	Significance	Proposal	Mitigation	Impact
17.002	Rainwater goods		Low	Remove existing RWPs and install new RWPs externally on North and South Elevations	Improve roof drainage to avoid ponding	Low
17.003	Exterior decorations		Adverse	Strip off and redecorate	Sample and analyse existing paint media; select new media to suit substrate and significance	High



Schedule of Character Defining Elements

Central Police Station

Element no.	Description	Photo ref.	Significance	Proposal	Mitigation	Impact
17.004	External airconditioning units and other external services		Adverse	Remove and make good brickwork	Not applicable	High
17.005	Fixed signs		Moderate	Remove and refix/display in visitors' centre/discard	Record each sign and assess significance individually and treat accordingly	Moderate



Schedule of Character Defining Elements

Central Police Station

Element no.	Description	Photo ref.	Significance	Proposal	Mitigation	Impact
17.006	Security screen at First Floor entrance		Low	Remove	Record on measured drawings	Low
17.007	Metal windows		Moderate	Remove at First Floor to accommodate gallery space and block structural openings with blockwork	Record on measured drawings.	Moderate



Schedule of Character Defining Elements

Central Police Station

Element no.	Description	Photo ref.	Significance	Proposal	Mitigation	Impact
17.008	Fixed furniture		Moderate	Remove to accommodate gallery space	None	Low
17.009	Security screens		Moderate	Remove to accommodate gallery space	Record on measured drawings	Moderate



Schedule of Character Defining Elements

Central Police Station

Element no.	Description	Photo ref.	Significance	Proposal	Mitigation	Impact
17.010	Timber windows		Moderate	Remove at First Floor to accommodate gallery space and block structural openings with blockwork	Record on measured drawings	Moderate
17.011	Communal washing/lavatory facilities		Moderate	Remove to accommodate gallery space	Record on measured drawings	Low



Schedule of Character Defining Elements

Central Police Station

Element no.	Description	Photo ref.	Significance	Proposal	Mitigation	Impact
17.012	Blocked up lantern light		Low	Unblock lantern and fit glazing	Record on measured drawings	Low
17.013	Security gates at Ground openings		Moderate	Remove to enable access to Ground Floor gallery space	Record on measured drawings	Low


Schedule of Character Defining Elements

Central Police Station

Element no.	Description	Photo ref.	Significance	Proposal	Mitigation	Impact
17.014	Interview booths		High	Remove to accommodate new gallery	Rebuild in new location	Moderate
17.015	External stair to First Floor		Moderate	Upgrade balustrade to comply with Building Code	Record on measured drawings. Supplement existing balustrade elements with minimal elements if necessary.	Low


Schedule of Character Defining Elements

Central Police Station

Element no.	Description	Photo ref.	Significance	Proposal	Mitigation	Impact
17.016	Ground Floor main entrance		Low	Retain as existing.	Keep fixed shut if not required for operational use.	Low



Schedule of Character Defining Elements

Central Police Station

Element no.	Description	Photo ref.	Significance	Proposal	Mitigation	Impact
17.017	Security screen at Ground Floor main entrance		Low	Remove to accommodate gallery space	Record on measured drawings	Low


Schedule of Character Defining Elements

Central Police Station

Element no.	Description	Photo ref.	Significance	Proposal	Mitigation	Impact
17.018	Blue Entrance Gate (facing Old Bailey Street)		High	Retain in situ	Maintain in working order	Neutral
17.019	Blue Entrance Gate (inner) and enclosed yard		Moderate	Retain gate and enclosing walls and roof in situ; remove cupboards.	Repair and maintain gate in working order	Low


Schedule of Character Defining Elements

Central Police Station

Element no.	Description	Photo ref.	Significance	Proposal	Mitigation	Impact
17.020	Blue Entrance Gate (inner) facing Prison Yard		Moderate	Retain gate and enclosing frame	Repair and maintain in working order	Low



Schedule of Character Defining Elements

Central Police Station

Element no.	Description	Photo ref.	Significance	Proposal	Mitigation	Impact
17.021	Barbed wire		Moderate	Remove	Record on measured drawings. Make good fixing points where attached to brickwork.	Low


Schedule of Character Defining Elements

Central Police Station

Element no.	Description	Photo ref.	Significance	Proposal	Mitigation	Impact
17.022	Metal security bars at windows		Moderate	Remove as part of blocking up window openings to accommodate gallery space at First Floor	Record on measured drawings	Low
17.023	External toilets at Ground Floor adjacent East elevation		Low	Remove	Record on measured drawings	Low



Schedule of Character Defining Elements

Central Police Station

Element no.	Description	Photo ref.	Significance	Proposal	Mitigation	Impact
17.024	Open Visit Room		Low	Space reallocated to other uses	Record on measured drawings. Salvage entrance sign and re-use in new layout of interview booths.	Low


Schedule of Character Defining Elements

19 Bauhinia House

Element no.	Description	Photo ref.	Significance	Proposal	Mitigation	Impact
19.001	Pitched roofs		High	New penetrations through roofs for ventilation ducts and other services	Arrange new penetrations so that they conform with the geometry of the existing roof. Model the size and shape of the new ducts so that the impact on the roofscape is minimised. Finish the new ducts in a non-reflective material that is neutral in colour and mid-tone.	High
19.002	Chimney		High	Repair and retain	Not applicable	Neutral


Schedule of Character Defining Elements

Central Police Station

Element no.	Description	Photo ref.	Significance	Proposal	Mitigation	Impact
19.003	Rainwater goods and other external services		Adverse	Remove and make good wall surface. Replace defective and non-matching rainwater goods with cast iron fittings to match original.	Not applicable	Moderate


Schedule of Character Defining Elements

Central Police Station

Element no.	Description	Photo ref.	Significance	Proposal	Mitigation	Impact
19.004	External stone wall facing		High	Carry out close inspection of painted areas to determine extent of original granite facing and remove paint media where applicable.	Not applicable	Moderate


Schedule of Character Defining Elements

Central Police Station

Element no.	Description	Photo ref.	Significance	Proposal	Mitigation	Impact
19.005	Gun loops		High	Remove concrete infilling and make good stonework where necessary.	Not applicable	Moderate


Schedule of Character Defining Elements

Central Police Station

Element no.	Description	Photo ref.	Significance	Proposal	Mitigation	Impact
19.006	Look-out turret		High	Repair and retain insitu	Not applicable	Neutral


Schedule of Character Defining Elements

Central Police Station

Element no.	Description	Photo ref.	Significance	Proposal	Mitigation	Impact
19.007	Windows		Moderate	Remove and make good stonework as necessary	Record existing windows on measured survey drawings	Moderate



Schedule of Character Defining Elements

Central Police Station

Element no.	Description	Photo ref.	Significance	Proposal	Mitigation	Impact
19.008	Modern partitions		Adverse	Remove	Not applicable	Moderate



Schedule of Character Defining Elements

Central Police Station

Element no.	Description	Photo ref.	Significance	Proposal	Mitigation	Impact
19.009	Electrical services		Adverse	Remove	Not applicable	Moderate
19.010	Lay-in grid suspended ceiling		Adverse	Remove	Not applicable	High

Schedule of Character Defining Elements

Central Police Station

Element no.	Description	Photo ref.	Significance	Proposal	Mitigation	Impact
19.011	Exposed timber roof structure		High	Repair and retain insitu	Not applicable	Neutral
19.012	Timber stair		Moderate	Remove	Record on measured surveys drawings	Low

Annex M

Monthly Site Audit Checklists for Cultural Heritage

Block 4 Investigation, Removal and the Associated Alteration Works – Heritage Checker Monthly Site Audit Checklist for Cultural Heritage

This checklist has been prepared for the purposes of measuring the Contractors' performance as required by the conditions of the Environmental Permit. The criteria to be used for the purposes of measurement are those comprising the contract documents.

Report number: 16	Date: 31.01.2024
--------------------------	-------------------------




	Items	Score	Reference Photo	Comments /
I	BUILDING SERVICES CO-ORDINATION			
1.1	Are services works contractor co-ordinated effectively?	9/10		No adverse comments.
1.2	Is there a single point of contact?	9/10		Mr Alberto Kwong is the single point of contact.
1.3	Are queries intelligible?	9/10		Yes, queries were clear.
1.4	Has there been an attempt to deal with conflicts before being raised with the architect?	9/10		No conflicts reported during the reporting period.
1.5	Are co-ordination issued raised in a timely manner?	9/10		No adverse comments.
	Sub-Total	45/50		
2	INFORMATION MANAGEMENT			
2.1	Has the contractor entered into a positive dialogue with the design team about information management?	9/10		No adverse comments.
2.2	Has a formal system for the preparation, distribution and exchange of information been set up and maintained?	9/10		No adverse comments. The online system, managed by Executive Architect, RDA, is used across the project team.
2.3	Are requests for information/ instruction issued in a timely manner?	9/10		No adverse comments.
2.4	Are progress reports accurate and concise?	8/10		Minor errors were found in the sixth progress report and the report was revised accordingly. The seventh progress report is not yet submitted due to the postponing of the scheduled meeting.

**Block 4 Investigation, Removal and the Associated Alteration Works –
Heritage Checker Monthly Site Audit Checklist for Cultural Heritage**






2.5	Are notices accurate and presented properly and issued in a timely manner?	8/10		During the reporting period, further live and past termite infestation were identified on 12 Jan 2024. Notices were issued in a timely manner.
2.6	Are written responses to correspondence prompt and well considered?	9/10		No adverse comments.
2.7	Is there good co-ordination between the members of the management team?	9/10		No adverse comments.
	Sub-Total	61/70		
3	QUALITY MANAGEMENT			
3.1	Does the contractor understand the design intent of the contract documents?	9/10		No adverse comments.
3.2	Are the works adequately supervised?	9/10	Site supervisions were present at all inspections.	[Inspections dated 3 rd , 11 th , 19 th , 23 rd and 31 st Jan 2024] During the reporting period, site supervisory staff were observed onsite during each of the inspections. Following the commencement of the roof removal works on 20 th November, it was requested by the Contractor that any person who enters the building needs to log their attendance onsite within a new security log sheet. Access controls by temporarily fencing off various areas with warning signs due to site safety concerns are in place on site.
3.3	Do site supervisory staff know the appropriate trade skills required?	9/10		From observations to date, site supervisory staff appear to be knowledgeable on the works being carried out.
3.4	Do the works comply with the contract documents?	10/20		Non-compliance notice (261826/SM/012) was issued by Arup on 18 Jan 2024. It was noticed that some vertical props were removed without consent. Contractor was requested to reinstate the identified props immediately. <i>Note: The rectification was completed – read with item 3.5 below.</i>



**Block 4 Investigation, Removal and the Associated Alteration Works –
Heritage Checker Monthly Site Audit Checklist for Cultural Heritage**

<p>3.5</p>	<p>Is protection of the existing building adequate and effective?</p>	<p>6/10</p>	 <p>Protections to existing timber windows.</p>  <p>Condition of the Sergeant Yard on 11th Jan.</p>  <p>Condition of the scaffolding on 3rd Jan.</p>	<p>[Inspections dated 3rd, 11th, 19th, 23rd and 31st Jan 2024] Protections to existing timber windows and doors insitu were generally found sufficient during all visits.</p> <p>[Inspections dated 3rd, 11th, 19th, 23rd and 31st Jan 2024] The hoarding construction in Sergeants Yard, which was originally completed in early October, was found to be clean and tidy during all site visits.</p> <p>[Inspections dated 3rd, 11th, 19th, 23rd and 31st Jan 2024] The scaffolding was found well maintained during all site visits.</p>
------------	---	-------------	---	---




**Block 4 Investigation, Removal and the Associated Alteration Works –
Heritage Checker Monthly Site Audit Checklist for Cultural Heritage**

		 <p>Bamboo working platform and steel propping on 23rd Jan.</p>  <p>Water ingress to the staircase landing between 1/F and 2/F.</p>  <p>Sorting and labelling of the salvaged timber roof members.</p>	<p>[Inspections dated 3rd, 11th, 19th, 23rd and 31st Jan 2024] The bamboo working platform was found well maintained during all site visits. The removed props reported in the non-compliance notice issued by Arup (see item 3.4) were observed as being reinstated during the site inspection dated 23rd Jan.</p> <p>Water ponding on the temporary tarpaulin roof covering was observed on the 23rd Jan, alongside some areas of damaged tarpaulin. These issues appear to have allowed water into the building's interior. The contractor was requested to rectify this by reviewing the falls on the temporary roof and the condition of the tarpaulin so to prevent this from happening again. The contractor was also reminded to replace any defective plywood protection where necessary.</p> <p>[Inspections dated 3rd, 11th, 19th Jan 2024] Salvaged timber roof members were properly covered by tarpaulin prior to relocation to offsite storage.</p>
--	--	--	--




**Block 4 Investigation, Removal and the Associated Alteration Works –
Heritage Checker Monthly Site Audit Checklist for Cultural Heritage**

3.6	Are errors rectified promptly and effectively?	8/10		Generally, recommendations to improve or rectify protection to heritage fabric have been met with a positive response by the contractor and were carried out in a timely manner.
Sub-Total		51/70		
4 SITE SUPERVISION				
4.1	Are site operations controlled adequately?	8/10		[Inspections dated 3 rd , 11 th , 19 th , 23 rd and 31 st Jan 2024] Sufficient site staff from the Contractor were present during the operation of the mobile crane during all inspections.
4.2	Is the site kept reasonably tidy?	7/10	 <p>The site is generally being kept tidy.</p>  <p>The site is generally being kept tidy.</p>	<p>[Inspections dated 3rd, 11th, 19th, 23rd and 31st Jan 2024] During all our visits, the site was observed as being well maintained and is generally in a tidy condition.</p> <p>Water ponding and leakage was reported - see item 3.5 above.</p>



**Block 4 Investigation, Removal and the Associated Alteration Works –
Heritage Checker Monthly Site Audit Checklist for Cultural Heritage**

<p>4.3</p>	<p>Is sequencing of operations managed efficiently?</p>	<p>8/10</p>	 <p>Mobile crane on site with working area fenced off.</p>  <p>Removal of roof tiles dated 3rd Jan.</p>  <p>Sorting of salvaged materials (with temporary labels) on G/F after relocation from roof.</p>	<p>[Inspections dated 3rd, 11th, 19th, 23rd and 31st Jan 2024] The mobile crane was observed during all 5 site inspections with the area fenced off.</p> <p>[Inspections dated 3rd and 11th Jan 2024] Safe lines and harness were provided for working on the roof.</p> <p>[Inspections dated 3rd and 11th Jan 2024] The sorting and labelling of the salvaged materials from roof follow the agreed method statement. Temporary labels were added insitu before they were relocated to G/F level. Proper laminated labels in the agreed format were then installed with signatures from Heritage Consultant, Heritage Manager and Contractor's representative.</p>
------------	---	-------------	--	--




**Block 4 Investigation, Removal and the Associated Alteration Works –
Heritage Checker Monthly Site Audit Checklist for Cultural Heritage**

		 <p>Installation of proper laminated labels.</p>  <p>Termite infestation observed on 3rd Jan.</p>  <p>Severe timber decay observed on 11th Jan.</p>	<p>[Inspections dated 3rd and 11th Jan 2024] Signs of live and past termite infestation were observed during these two site inspections. The affected timber members were immediately treated with chemicals in accordance with advice from the termite specialist.</p> <p>A further inspection was carried out by the termite specialist on 13 Jan to identify any further infestation on the rest of the salvaged timber members. These timbers have been isolated, and further treatment measures for any termite-infested timber members is currently under discussion.</p>
--	--	--	---

**Block 4 Investigation, Removal and the Associated Alteration Works –
Heritage Checker Monthly Site Audit Checklist for Cultural Heritage**

4.4	Are site rules applied effectively?	9/10		<p>[Inspections dated 3rd, 11th, 19th, 23rd and 31st Jan 2024] There was no evidence of smoking happening onsite during all 5 site inspections.</p> <p>The site-based staff were all observed to be wearing the required Personal Protective Equipment (PPE), including being clipped on to the fall arrest line.</p>
4.5	Are the temporary site facilities properly maintained?	9/10	 <p>Site hut area found to be tidy and well maintained.</p>	<p>[Inspections dated 3rd, 11th, 19th, 23rd and 31st Jan 2024] The contractors site hut is being kept reasonably clean, tidy, and organised.</p>
4.6	Is the site managed in a safe manner?	8/10	 <p>Working area has been fenced off.</p>	No adverse comments.

**Block 4 Investigation, Removal and the Associated Alteration Works –
Heritage Checker Monthly Site Audit Checklist for Cultural Heritage**

			 <p>Hoarding condition near Blk 9</p>  <p>Hoarding condition near Blk 6&7</p>  <p>Scaffolding and hoarding arrangement are maintained along Arbutnot Road</p>	
	Sub-Total	49/60		

TOTAL SCORE	206/250
--------------------	----------------

**Block 4 Investigation, Removal and the Associated Alteration Works –
Heritage Checker Monthly Site Audit Checklist for Cultural Heritage**



ASSESSMENT SCORES

- >200 Satisfactory
- 182-199 Request for improvement
- <182 Unacceptable and non-compliant with the contract documents. Contract Administrator to issue instruction to carry out corrective measures.

Report compiled by: Ryan Sun of PURCELL

The scores in the attached report are derived from preceding site inspections by the Heritage Checker on 3rd, 11th, 19th, 23rd and 31st January 2024.



Signed:.....**Date:** 31st January 2024

On behalf of Purcell©

Block 4 Investigation, Removal and the Associated Alteration Works – Heritage Checker Monthly Site Audit Checklist for Cultural Heritage



This checklist has been prepared for the purposes of measuring the Contractors' performance as required by the conditions of the Environmental Permit. The criteria to be used for the purposes of measurement are those comprising the contract documents.

Report number: 17	Date: 29.02.2024
--------------------------	-------------------------




	Items	Score	Reference Photo	Comments /
I	BUILDING SERVICES CO-ORDINATION			
1.1	Are services works contractor co-ordinated effectively?	9/10		No adverse comments.
1.2	Is there a single point of contact?	9/10		Mr Alberto Kwong is the single point of contact.
1.3	Are queries intelligible?	9/10		Yes, queries were clear.
1.4	Has there been an attempt to deal with conflicts before being raised with the architect?	9/10		No conflicts reported during the reporting period.
1.5	Are co-ordination issued raised in a timely manner?	9/10		No adverse comments.
	Sub-Total	45/50		
2	INFORMATION MANAGEMENT			
2.1	Has the contractor entered into a positive dialogue with the design team about information management?	9/10		No adverse comments.
2.2	Has a formal system for the preparation, distribution and exchange of information been set up and maintained?	9/10		No adverse comments. The online system, managed by Executive Architect, RDA, is used across the project team.
2.3	Are requests for information/ instruction issued in a timely manner?	9/10		No adverse comments.
2.4	Are progress reports accurate and concise?	4/10		The manpower status as reported in the progress report cannot easily be correlated with the programme and construction activities. The contractor was requested to update further reports to illustrate the monthly manpower forecast versus actual. This will assist tracking progress.

**Block 4 Investigation, Removal and the Associated Alteration Works –
Heritage Checker Monthly Site Audit Checklist for Cultural Heritage**






				The latest programme presented in the report showed a revised completion date. The contractor was reminded that the completion date shall remain unchanged unless an extension of time is granted.
2.5	Are notices accurate and presented properly and issued in a timely manner?	6/10		During the reporting period, the notices of changes/ adjustments to the upcoming works were not issued in a timely manner. The contractor was reminded to improve their reporting and communication processes.
2.6	Are written responses to correspondence prompt and well considered?	9/10		No adverse comments.
2.7	Is there good co-ordination between the members of the management team?	9/10		No adverse comments.
	Sub-Total	55/70		
3	QUALITY MANAGEMENT			
3.1	Does the contractor understand the design intent of the contract documents?	9/10		No adverse comments.
3.2	Are the works adequately supervised?	9/10	Site supervisions were present at all inspections.	[Inspections dated 6 th , 20 th , 23 rd and 27 th Feb 2024] During the reporting period, site supervisory staff were observed onsite during each of the inspections.
3.3	Do site supervisory staff know the appropriate trade skills required?	9/10		From observations to date, site supervisory staff appear to be knowledgeable on the works being carried out.
3.4	Do the works comply with the contract documents?	15/20		No non-compliance notice was issued during the reporting period. However, the contractor was reminded to strictly follow the approved method statements when carrying out wall demolition works, including provision of all necessary temporary works for site safety concerns.


**Block 4 Investigation, Removal and the Associated Alteration Works –
Heritage Checker Monthly Site Audit Checklist for Cultural Heritage**

<p>3.5</p>	<p>Is protection of the existing building adequate and effective?</p>	<p>6/10</p>	 <p>Protections to existing timber windows.</p>  <p>Temporary supports to West Corbel in Sergeants Yard on 27th Feb.</p>  <p>Condition of the scaffolding on 23rd Feb.</p>	<p>[Inspections dated 6th, 20th, 23rd and 27th Feb 2024] Protections to existing timber windows and doors insitu were generally found sufficient during all visits.</p> <p>[Inspections dated 6th, 20th, 23rd and 27th Feb 2024] The hoarding construction in Sergeants Yard, which was originally completed in early October, was found to be clean and tidy during all site visits.</p> <p>[Inspections dated 6th, 20th, 23rd and 27th Feb 2024] The scaffolding was found well maintained during all site visits.</p>
------------	---	-------------	---	--



Block 4 Investigation, Removal and the Associated Alteration Works – Heritage Checker Monthly Site Audit Checklist for Cultural Heritage

		 <p>Removal of arch completed.</p>  <p>Photo showing the wall near West Corbel before demolition.</p>  <p>Temporary works near West Corbel on 2/F in progress.</p>	<p>[Inspections dated 23rd and 27th Feb 2024] The Stage 2 and 3 removal works have commenced on 21st Feb after the approval from Commissioner for Heritage's Office was received.</p> <p>The work sequence and methodology followed the approved method statement.</p> <p>[Inspections dated 27th Feb 2024] As requested by HKJC and Arup, installation of additional temporary supports was carried out by the contractor to further enhance the site safety provisions during demolition works near the West Corbel on 2/F.</p>
--	--	---	---



**Block 4 Investigation, Removal and the Associated Alteration Works –
Heritage Checker Monthly Site Audit Checklist for Cultural Heritage**

3.6	Are errors rectified promptly and effectively?	8/10		Generally, recommendations to improve or rectify protection to heritage fabric have been met with a positive response by the contractor and were carried out in a timely manner.
	Sub-Total	56/70		
4	SITE SUPERVISION			
4.1	Are site operations controlled adequately?	7/10		[Inspections dated 6 th , 20 th , 23 rd and 27 th Feb 2024] Sufficient site staff from the Contractor were present during the operation of the mobile crane during all inspections. The telescopic boom arm of the mobile crane was reported to have malfunctioned on 20 th Feb and the issue was subsequently fixed on 21 st Feb.
4.2	Is the site kept reasonably tidy?	8/10		<p>[Inspections dated 6th, 20th, 23rd and 27th Feb 2024] During all our visits, the site was observed as being well maintained and is generally in a tidy condition.</p> <p>No further water ponding or leakage was observed during this reporting period.</p>
			The site is generally being kept tidy.	



**Block 4 Investigation, Removal and the Associated Alteration Works –
Heritage Checker Monthly Site Audit Checklist for Cultural Heritage**

<p>4.3</p>	<p>Is sequencing of operations managed efficiently?</p>	<p>8/10</p>	 <p>Mobile crane on site with working area fenced off.</p>  <p>Removal of roof tiles dated 3rd Jan.</p>	<p>[Inspections dated 6th, 20th, 23rd and 27th Feb 2024] The mobile crane was observed during all 4 site inspections with the area fenced off.</p> <p>[Inspections dated 23rd and 27th Feb 2024] Safe lines and harness were provided for working at high level.</p> <p>[Inspections dated 6th and 27th Feb 2024] Joint site inspections attended by Purcell and the Contractor were carried out to identify and mark up the locations of CDEs at 2/F that are to be salvaged.</p> <p>An inspection summary is under preparation by the Contractor.</p>
------------	---	-------------	--	---

**Block 4 Investigation, Removal and the Associated Alteration Works –
Heritage Checker Monthly Site Audit Checklist for Cultural Heritage**

4.4	Are site rules applied effectively?	9/10		<p>[Inspections dated 6th, 20th, 23rd and 27th Feb 2024] There was no evidence of smoking happening onsite during all 4 site inspections.</p> <p>The site-based staff were all observed to be wearing the required Personal Protective Equipment (PPE), including being clipped on to the fall arrest line.</p>
4.5	Are the temporary site facilities properly maintained?	9/10	 <p>Site hut area found to be tidy and well maintained.</p>	<p>[Inspections dated 6th, 20th, 23rd and 27th Feb 2024] The contractors site hut is being kept reasonably clean, tidy, and organised.</p>
4.6	Is the site managed in a safe manner?	8/10	 <p>Working area has been fenced off.</p>	No adverse comments.

**Block 4 Investigation, Removal and the Associated Alteration Works –
Heritage Checker Monthly Site Audit Checklist for Cultural Heritage**

			 <p>Hoarding condition near Blk 6&7</p>  <p>Scaffolding and hoarding arrangement are maintained along Arbuthnot Road</p>	
	Sub-Total	57/60		

TOTAL SCORE	213/250
--------------------	----------------

**Block 4 Investigation, Removal and the Associated Alteration Works –
Heritage Checker Monthly Site Audit Checklist for Cultural Heritage**



ASSESSMENT SCORES

- >200 Satisfactory
- 182-199 Request for improvement
- <182 Unacceptable and non-compliant with the contract documents. Contract Administrator to issue instruction to carry out corrective measures.

Report compiled by: Ryan Sun of PURCELL

The scores in the attached report are derived from preceding site inspections by the Heritage Checker on 6th, 20th, 23rd and 27th February 2024.

Note: The site was closed during Chinese New Year period and the affected inspection was therefore rescheduled to the week after.



Signed:.....**Date:** 29th February 2024

On behalf of Purcell©

Block 4 Investigation, Removal and the Associated Alteration Works – Heritage Checker Monthly Site Audit Checklist for Cultural Heritage



This checklist has been prepared for the purposes of measuring the Contractors' performance as required by the conditions of the Environmental Permit. The criteria to be used for the purposes of measurement are those comprising the contract documents.

Report number: 18	Date: 31.03.2024
--------------------------	-------------------------




	Items	Score	Reference Photo	Comments /
I	BUILDING SERVICES CO-ORDINATION			
1.1	Are services works contractor co-ordinated effectively?	9/10		No adverse comments.
1.2	Is there a single point of contact?	9/10		Mr Alberto Kwong is the single point of contact.
1.3	Are queries intelligible?	9/10		Yes, queries were clear.
1.4	Has there been an attempt to deal with conflicts before being raised with the architect?	9/10		No conflicts reported during the reporting period.
1.5	Are co-ordination issued raised in a timely manner?	9/10		No adverse comments.
	Sub-Total	45/50		
2	INFORMATION MANAGEMENT			
2.1	Has the contractor entered into a positive dialogue with the design team about information management?	9/10		No adverse comments.
2.2	Has a formal system for the preparation, distribution and exchange of information been set up and maintained?	9/10		No adverse comments. The online system, managed by Executive Architect, RDA, is used across the project team.
2.3	Are requests for information/ instruction issued in a timely manner?	9/10		No adverse comments.
2.4	Are progress reports accurate and concise?	7/10		The previously reported matters relating to the manpower and programme were addressed in the latest progress report presented in the March progress meeting. The Contractor was reminded to report and submit notice of any time implication due to the instructions received within the duration specified in the contract for assessment.

**Block 4 Investigation, Removal and the Associated Alteration Works –
Heritage Checker Monthly Site Audit Checklist for Cultural Heritage**






2.5	Are notices accurate and presented properly and issued in a timely manner?	8/10		During the reporting period, the notices of changes/ adjustments to the upcoming works were improved.
2.6	Are written responses to correspondence prompt and well considered?	9/10		No adverse comments.
2.7	Is there good co-ordination between the members of the management team?	9/10		No adverse comments.
	Sub-Total	60/70		
3	QUALITY MANAGEMENT			
3.1	Does the contractor understand the design intent of the contract documents?	9/10		No adverse comments.
3.2	Are the works adequately supervised?	9/10	Site supervisions were present at all inspections.	[Inspections dated 5 th , 8 th , 12 th , 19 th , and 27 th Mar 2024] During the reporting period, site supervisory staff were observed onsite during each of the inspections.
3.3	Do site supervisory staff know the appropriate trade skills required?	9/10		From observations to date, site supervisory staff appear to be knowledgeable on the works being carried out.
3.4	Do the works comply with the contract documents?	15/20		No non-compliance notice was issued during the reporting period. However, the contractor was reminded to strictly follow the approved method statements when carrying out wall demolition works, including provision of all necessary temporary works for site safety concerns. The contractor was also reminded to properly label all the selected CDEs to be salvaged both internally and externally (if applicable) so that they are clear to the demolition labours. The selected CDEs are summarized on the mark-ups prepared following the joint site inspection dated 6 th and 27 th Feb 2024.




**Block 4 Investigation, Removal and the Associated Alteration Works –
Heritage Checker Monthly Site Audit Checklist for Cultural Heritage**

<p>3.5</p>	<p>Is protection of the existing building adequate and effective?</p>	<p>6/10</p>	 <p>Protections to existing timber windows.</p>  <p>Temporary supports to East Corbel in Sergeants Yard on 27th March.</p>  <p>Condition of the scaffolding on 12th March.</p>	<p>[Inspections dated 5th, 8th, 12th, 19th, and 27th Mar 2024] Protections to existing timber windows and doors on G/F were generally found sufficient during all visits but with signs of deterioration. Contractor was reminded to maintain sufficient protection to the portion that are to be retained.</p> <p>[Inspections dated 5th, 8th, 12th, 19th, and 27th Mar 2024] The hoarding construction in Sergeants Yard, which was originally completed in early October, was found to be generally clean and tidy during all site visits.</p> <p>[Inspections dated 5th, 8th, 12th, 19th, and 27th Mar 2024] The scaffolding was found well maintained during all site visits.</p>
------------	---	-------------	---	---


**Block 4 Investigation, Removal and the Associated Alteration Works –
Heritage Checker Monthly Site Audit Checklist for Cultural Heritage**

		 <p>Removal in Wall Zone 1 dated 5th March.</p>  <p>Photo showing the completed works in Wall Zone 1 dated 8th March.</p>  <p>Removal in Wall Zone 2 dated 8th March.</p>	<p>[Inspections dated 5th, 8th, 12th, 19th, and 27th Mar 2024] The Stage 2 and 3 removal works have continued on site since late February.</p> <p>Based on the observation on site, the work sequence and methodology followed the approved method statement. Selected CDEs have been salvaged and relocation to temporary storage space on ground level.</p>
--	--	---	--




**Block 4 Investigation, Removal and the Associated Alteration Works –
Heritage Checker Monthly Site Audit Checklist for Cultural Heritage**

		 <p>Removal in Wall Zone 3 dated 14th March.</p>  <p>Removal in Wall Zone 5 dated 27th March.</p>  <p>Modification of bamboo scaffolding dated 27th March.</p>	<p>[Inspections dated 27th Mar 2024] Modification of the existing bamboo scaffolding was in progress.</p>
--	--	--	--


**Block 4 Investigation, Removal and the Associated Alteration Works –
Heritage Checker Monthly Site Audit Checklist for Cultural Heritage**

3.6	Are errors rectified promptly and effectively?	8/10		Generally, recommendations to improve or rectify protection to heritage fabric have been met with a positive response by the contractor and were carried out in a timely manner.
	Sub-Total	56/70		
4	SITE SUPERVISION			
4.1	Are site operations controlled adequately?	8/10		[Inspections dated 5 th , 8 th , 12 th , 19 th , and 27 th Mar 2024] Sufficient site staff from the Contractor were present during the operation of the mobile crane during all inspections.
4.2	Is the site kept reasonably tidy?	6/10	 <p>The site is generally being kept tidy.</p>	[Inspections dated 5 th , 8 th , 12 th and 19 th Mar 2024] During all our visits, the site was observed as being well maintained and is generally in a tidy condition.


**Block 4 Investigation, Removal and the Associated Alteration Works –
Heritage Checker Monthly Site Audit Checklist for Cultural Heritage**

			 <p>Debris found at the landing between 1/F and 2/F in ST02 on 27th March.</p>	<p>[Inspections dated 27th Mar 2024] Large number of debris were found on the ST02 landing between 1/F and 2/F. The contractor was reminded to remove the debris in a timely manner and maintain sufficient protection before the completion of 3D scanning and salvaging of the relevant staircase portion.</p>
4.3	Is sequencing of operations managed efficiently?	8/10	 <p>Mobile crane on site with working area fenced off.</p>  <p>Working platform erected for demolishing of internal wall.</p>	<p>[Inspections dated 5th, 8th, 12th, 19th, and 27th Mar 2024] The mobile crane was observed during all 5 site inspections with the area fenced off.</p> <p>During this reporting period, AMO has been notified on the previously reported termite infestation issue. At the time of publishing this report, the treatment of the affected timber members remain under discussion.</p> <p>[Inspections dated 12th Mar 2024] Working platform was erected to provide safe access for demolishing the internal walls.</p>

**Block 4 Investigation, Removal and the Associated Alteration Works –
Heritage Checker Monthly Site Audit Checklist for Cultural Heritage**

4.4	Are site rules applied effectively?	9/10		<p>[Inspections dated 5th, 8th, 12th, 19th, and 27th Mar 2024] There was no evidence of smoking happening onsite during all 4 site inspections.</p> <p>The site-based staff were all observed to be wearing the required Personal Protective Equipment (PPE), including being clipped on to the fall arrest line.</p>
4.5	Are the temporary site facilities properly maintained?	9/10		<p>[Inspections dated 5th, 8th, 12th, 19th, and 27th Mar 2024] The contractors site hut is being kept reasonably clean, tidy, and organised.</p>
4.6	Is the site managed in a safe manner?	8/10	 <p>Working area has been fenced off.</p> <p>Hoarding condition near Blk 6&7</p>	<p>No adverse comments.</p>

**Block 4 Investigation, Removal and the Associated Alteration Works –
Heritage Checker Monthly Site Audit Checklist for Cultural Heritage**

			 <p data-bbox="949 539 1393 598">Scaffolding and hoarding arrangement are maintained along Arbutnot Road</p>	
	Sub-Total	48/60		
TOTAL SCORE		209/250		

**Block 4 Investigation, Removal and the Associated Alteration Works –
Heritage Checker Monthly Site Audit Checklist for Cultural Heritage**



ASSESSMENT SCORES

- >200 Satisfactory
- 182-199 Request for improvement
- <182 Unacceptable and non-compliant with the contract documents. Contract Administrator to issue instruction to carry out corrective measures.

Report compiled by: Ryan Sun of PURCELL

The scores in the attached report are derived from preceding site inspections by the Heritage Checker on 5th, 8th, 12th, 19th and 27th March 2024.

Note: The site was closed during Chinese New Year period and the affected inspection was therefore rescheduled to the week after.



Signed:.....**Date:** 31st March 2024

On behalf of Purcell©