


MTR Corporation Limited

**Shatin to Central Link –  
Tai Wai to Hung Hom Section**

Monthly EM&A Report No. 116

[Period from 1 to 31 October 2024]

(November 2024)

Verified by :   
Claudine Lee

---

Position : Independent Environmental Checker

---

Date : 11 November 2024

---


MTR Corporation Limited

**Shatin to Central Link –  
Tai Wai to Hung Hom Section**

Monthly EM&A Report No. 116

[Period from 1 to 31 October 2024]

(November 2024)

Certified by : Rodney Ip   

---

Position : Environmental Team Leader  

---

Date : 11 November 2024  

---

**MTR Corporation Limited**

**Shatin to Central Link –  
Tai Wai to Hung Hom Section and  
Mong Kok East to Hung Hom Section**

**Monthly EM&A Report No.116**

[Period from 1 to 31 October 2024]

## Table of Contents

		Page
<b>1</b>	<b>INTRODUCTION.....</b>	<b>2</b>
	1.1 Background .....	2
	1.2 Project Programme .....	2
	1.3 Purpose of the Report.....	4
<b>2</b>	<b>ENVIRONMENTAL MONITORING AND AUDIT .....</b>	<b>4</b>
<b>3</b>	<b>IMPLEMENTATION STATUS ON THE ENVIRONMENTAL PROTECTION REQUIREMENTS .....</b>	<b>9</b>

### List of Tables

Table 1.1	Summary of Awarded Works Contracts
Table 2.1	Summary of Works Contracts and Respective EPs
Table 2.2	Summary of Major Construction Activities in the Reporting Period
Table 2.3	Summary of TSP Monitoring Results in the Reporting Period
Table 2.4	Summary of Construction Noise Monitoring Results in the Reporting Period
Table 2.5	Log for Environmental Complaints, Notification of Summons and Successful Prosecutions for the Reporting Month
Table 3.1	Summary of Status of Required Submissions for EP-437/2012/B
Table 3.2	Summary of Status of Required Submissions for EP-438/2012/L

### List of Appendices

Appendix A	Monthly EM&A Report for SCL (TAW-HUH) and SCL (MKK-HUH) – Pedestrian Link Connecting Pak Tai Street and Sung Wong Toi Station (Contract No. 11286)
Appendix B	Monthly EM&A Report for SCL (TAW-HUH) and SCL (MKK-HUH) – Re-provisioning of Ma Chai Hang Recreation Ground (Contract No. 11234)

## 1 INTRODUCTION

### 1.1 Background

- 1.1.1 The Shatin to Central Link (SCL) is a 17km extension of the existing Ma On Shan Line (MOL) and East Rail Line (EAL) comprising (i) The East-West Corridor which extends the MOL from Tai Wai to Hung Hom via East Kowloon to connect with the West Rail Line (WRL) at Hung Hom Station (HUH) and Stabling Sidings at Hung Hom Freight Yard (HHS); and (ii) The North-South Corridor which is an extension of the East Rail Line (EAL) at Hung Hom across the harbour to Admiralty Station (ADM).
- 1.1.2 Shatin to Central Link – Tai Wai to Hung Hom Section [SCL (TAW-HUH)] and Shatin to Central Link – Mong Kok East to Hung Hom Section [SCL (MKK-HUH)] (hereafter referred to as “the Project”) are parts of the SCL. Shatin to Central Link – Stabling Sidings at Hung Hom Freight Yard [SCL (HHS)] is a proposed stabling sidings option for SCL (TAW – HUH) at the former freight yard in Hung Hom.
- 1.1.3 The Environmental Impact Assessment (EIA) Reports for SCL (TAW-HUH) (Register No.: AEIAR-167/2012), SCL (MKK-HUH) (Register No.: AEIAR-165/2012) and SCL (HHS) (Register No.: AEIAR-164/2012) were approved on 17 February 2012 under the Environmental Impact Assessment Ordinance (EIAO). Following the approval of the EIA Reports, two Environmental Permits (EPs) were granted on 22 March 2012, one covers SCL (TAW-HUH) and SCL (HHS) (EP No: EP-438/2012) and the other covers SCL (MKK-HUH) and SCL (HHS) (EP No.: EP-437/2012), for their construction and operation. Variations of environmental permit (VEP) were subsequently applied for EP-438/2012 and EP-437/2012. The latest Environmental Permits (EP Nos.: EP-438/2012/L and EP-437/2012/B) were issued by Director of Environmental Protection (DEP) on 14 August 2024 and 8 February 2024, respectively.

### 1.2 Project Programme

- 1.2.1 Thirteen civil construction works contracts of the Project have been awarded since July 2012. The construction of the Project commenced in September 2012. **Table 1.1** summarises the information of the awarded Works Contracts. All major construction works under eleven out of thirteen civil construction works contracts have been completed.

**Table 1.1 Summary of Awarded Works Contracts**

Works Contract	Description	Construction Start Date	Contractor	Environmental Team
1101 <sup>(1)</sup>	Ma On Shan Line Modification Works	December 2012	Sun Fook Kong Joint Venture (SFKJV)	ANewR Consulting Ltd. (ANewR)
1102 <sup>(6)</sup>	Hin Keng Station and Approach Structures	October 2013	Penta-Ocean Construction Co. Ltd.	Wellab Limited (Wellab)
1103 <sup>(7)</sup>	Hin Keng to Diamond Hill Tunnels	February 2013	Vinci Construction Grands Projets	Ove Arup & Partners Hong Kong Ltd. (Arup)
		October 2019	Wing Ho Yuen Landscaping Co. Ltd.	MTR Co. Limited
1106 <sup>(8)</sup>	Diamond Hill Station	March 2013	Leader Joint Venture	Cinotech Consultants Ltd. (Cinotech)
1107 <sup>(4)</sup>	Diamond Hill to Kai Tak Tunnels	May 2013	Chun Wo - SELI Joint Venture	Cinotech Consultants Ltd. (Cinotech)

Works Contract	Description	Construction Start Date	Contractor	Environmental Team
1108 <sup>(5)</sup>	Kai Tak Station and Associated Tunnels	June 2013	Kaden -Chun Wo Joint Venture	Environmental Pioneers & Solutions Ltd.
1108A <sup>(2)</sup>	Kai Tak Barging Point Facilities	September 2012	Concentric – Hong Kong River Joint Venture (CCL-HKR JV)	Cinotech Consultants Ltd. (Cinotech)
1109 <sup>(10)</sup>	Stations and Tunnels of Kowloon City Section	September 2012	Samsung-Hsin Chong JV (SSHCJV)	ERM-Hong Kong Limited (ERM)
1111 <sup>(9)</sup>	Hung Hom North Approach Tunnels	January 2013	Gammon-Kaden SCL1111 JV	AECOM Asia Co. Ltd.
1112 <sup>(11)</sup>	Hung Hom Station and Stabling Sidings	June 2013	Leighton Contractors (Asia) Limited	SMEC Asia Ltd., HK
11240 <sup>(3)</sup>	Excavation, Sorting and Disposal of Stockpiled Spoils to Approved Receptor Site	October 2017	Crown Asia Engineering Limited (CAEL)	MTR Corporation Limited
11286	Pedestrian Link Connecting Pak Tai Street and Sung Wong Toi Station	July 2023	Paul Y. Construction Co., Ltd.	ERM-Hong Kong Limited (ERM)
11234	Re-provisioning of Ma Chai Hang Recreation Ground	March 2024	Build King Civil Engineering Ltd.	Fugro Technical Services Ltd.

## Notes:

- (1) All construction works (works areas at Tai Wai Mei Tin Road and the offsite temporary storage areas) under Works Contract 1101 were completed on 29 February 2016.
- (2) All construction works (Kai Tak Barging Point Facilities) under Works Contract 1108A were completed on 29 September 2016.
- (3) All construction works (Excavation, Sorting and Disposal of Stockpiled Spoils to Approved Receptor Site) under Works Contract 11240 were completed on 3 January 2018.
- (4) All construction works (Diamond Hill to Kai Tak Tunnels) under Works Contract 1107 were completed on 22 February 2018.
- (5) All construction works (Kai Tak Station and associated tunnels) under Works Contract 1108 were completed in July 2018.
- (6) All construction works (Hin Keng Station and Approach Structures) under Works Contract 1102 were completed in December 2018. The Environmental Team was taken over by Wellab Limited starting from 1 January 2019.
- (7) All construction works (Hin Keng to Diamond Hill Tunnels) under Works Contract 1103 were completed in June 2019. Minor landscaping works at Fung Tak had been commenced in mid-October and all the works were completed at the end of October 2019.
- (8) All construction works (Diamond Hill Station) under Works Contract 1106 with significant environmental impacts were substantially completed by 25 June 2019.
- (9) All major construction works (Hung Hom North Approach Tunnels) under Works Contract 1111 have been substantially completed since 18 November 2018.
- (10) All construction works (Stations and Tunnels of Kowloon City Section) under Works Contract 1109 have been substantially completed on 12 August 2020.
- (11) All major construction works (Hung Hom Station and Stabling Sidings) under Works Contract 1112 have been substantially completed by 17 September 2020.

1.2.2 All major construction works for SCL (TAW-HUH) and SCL (HHS) which were covered by EP No. EP-438/2012/L had been completed. The remaining works, including (1) the re-provision of recreational facilities at Ma Chai Hang and (2) a pedestrian link connecting Sung Wong Toi Station to Pak Tai Street, have been carried out by other works contracts in 2023 -2024 resulting in the liaison with Railway Development Office (RDO), relevant government departments and stakeholders. Apart from the above, the remaining tree

planting works at Kai Tak Station Square (Phase 2) which have been scheduled after the full opening of SCL were completed.

- 1.2.3 All major construction works for SCL (MKK-HUH) and SCL (HHS) which were covered by EP No. EP-437/2012/B had been completed. Apart from that, those proposed additional tree seedlings at the trackside in Hung Hom and the remaining planting works of additional tree seedlings and Kai Tak Station Square (Phase 1) which were carried out at a later stage in 2023 were completed.

### 1.3 Purpose of the Report

- 1.3.1 The Environmental Monitoring and Audit (EM&A) programme for the Project commenced in September 2012. This is the one hundred and sixteenth EM&A Report for the Project which summarises the EM&A works undertaken during the period from 1 to 31 October 2024.

## 2 ENVIRONMENTAL MONITORING AND AUDIT

- 2.1.1 The construction of SCL has been divided into different civil construction works contracts which are covered by EP No. EP-437/2012/B and/or EP-438/2012/L. As per the EP Conditions, EM&A Reports for the works contracts as shown in the table below have been prepared by the respective Contractor's ETs.

**Table 2.1 Summary of Works Contracts and Respective EPs**

Works Contract	Contract Title	Works Covered in Environmental Permit No.
1101	Ma On Shan Modification Works	EP-438/2012/L
1102	Hin Keng Station and Approach Structures	EP-438/2012/L
1103	Hin Keng to Diamond Hill Tunnels	EP-438/2012/L
1106	Diamond Hill Station	EP-438/2012/L
1107	Diamond Hill to Kai Tak Tunnels	EP-438/2012/L
1108	Kai Tak Station and Associated Tunnels	EP-438/2012/L
1108A	Kai Tak Barging Point Facilities	EP-438/2012/L
1109	Stations and Tunnels of Kowloon City Section	EP-438/2012/L
1111	Hung Hom North Approach Tunnels	EP-437/2012/B & EP-438/2012/L
1112	Hung Hom Station and Stabling Sidings	EP-437/2012/B & EP-438/2012/L
11240	Excavation, Sorting and Disposal of Stockpiled Spoils to Approved Receptor Site	EP-438/2012/L
11286	Pedestrian Link Connecting Pak Tai Street and Sung Wong Toi Station	EP-438/2012/L
11234	Re-provisioning of Ma Chai Hang Recreation Ground	EP-438/2012/L

- 2.1.2 The EM&A Reports for Works Contract Nos. 11286 (a pedestrian link connecting Sung Wong Toi Station to Pak Tai Street) and 11234 (the re-provision of recreational facilities at Ma Chai Hang) prepared by the respective Contractor's ETs are provided in **Appendix A and Appendix B** respectively. The EM&A Report provide details of the project information, EM&A requirements, impact monitoring and audit results for the corresponding Contracts.

- 2.1.3 A summary of the major construction activities undertaken by the respective Contractors of various Works Contracts during the reporting period are presented in **Table 2.2**.

**Table 2.2 Summary of Major Construction Activities in the Reporting Period**

<b>Works Contract</b>	<b>Site</b>	<b>Construction Activities</b>
11286	Works in Sung Wong Toi (SUW) (formerly named as To Kwa Wan (TKW))	Near Sung Wong Toi Exit D (W1) <ul style="list-style-type: none"> <li>• ELS</li> <li>• Pile cap works</li> <li>• Pumping test</li> <li>• On-site fabrication of Footbridge</li> </ul> Near Pak Tai Street (H2) <ul style="list-style-type: none"> <li>• Socket H pile</li> </ul>
11234	Re-provisioning of Ma Chai Hang Recreation Ground	<ul style="list-style-type: none"> <li>• Site Clearance</li> <li>• Construction of football pitch fence footing</li> </ul>

- 2.1.4 Impact monitoring for air quality and construction noise were conducted in accordance with the EM&A Manual in the reporting period under Works Contract 11286. Continuous noise monitoring was not required in the reporting period for the Works Contracts according to the Continuous Noise Monitoring Plan (CNMP). The air quality and construction noise for this reporting period are summarised in **Tables 2.3** and **2.4**. Details of the monitoring requirements, locations, equipment, methodology and QA/QC procedures are presented in the EM&A Reports as provided in **Appendices A**.
- 2.1.5 No environmental complaint; no exceedance of action and limit levels; and no notification of summons or successful prosecutions was received during this reporting period. Log for environmental complaints, notification of summons and successful prosecutions are provided in **Table 2.5**.
- 2.1.6 Regular site inspections were conducted by the respective ETs (both Works Contract Nos. 11286 and 11234) on a weekly basis to check the implementation of environmental pollution control and mitigation measures for the Project. No non-conformance was identified in the reporting period.



**Table 2.3 Summary of TSP Monitoring Results in the Reporting Period**

Monitoring Station ID	Location	TSP Concentration ( $\mu\text{g}/\text{m}^3$ )	Action Level ( $\mu\text{g}/\text{m}^3$ )	Limit Level ( $\mu\text{g}/\text{m}^3$ )	Exceedance due to the Project Construction (Yes/ No/ N/A)
<b>Works Contracts 1102 and 1103</b>					
DMS-1 <sup>(10)</sup>	C.U.H.K.A.A. Thomas Cheung School	N/A	148.7	260	N/A
<b>Works Contract 1103</b>					
DMS-2 <sup>(11)</sup>	Price Memorial Catholic Primary School	N/A	167.4	260	N/A
<b>Works Contracts 1103 and 1106</b>					
DMS-3 <sup>(12)</sup>	Hong Kong S.K.H Nursing Home <sup>(1)</sup>	N/A	159.1	260	N/A
<b>Works Contract 1106<sup>(9)</sup></b>					
DMS-4 <sup>(12)</sup>	Block 1, Rhythm Garden	N/A	160.4	260	N/A
<b>Works Contract 1108<sup>(4)</sup></b>					
<b>Works Contract 1109</b>					
DMS-6	Katherine Building <sup>(2)</sup>	N/A	156.8	260	N/A
DMS-8	SKH Good Shepherd Primary School	N/A	152.2	260	N/A
DMS-9	No. 12 Pau Chung Street <sup>(3)(8)</sup>	N/A	160.9	260	N/A
DMS-10	Chat Ma Mansion	N/A	170.4	260	N/A
<b>Works Contract 1111</b>					
AM1 <sup>(5)(13)</sup>	No. 234 – 238 Chatham Road North <sup>(6)</sup>	N/A	183.9	260	N/A
<b>Works Contract 1112</b>					
AM2	Site Boundary of Finger Pier Adjacent to Harbourfront Horizon <sup>(7)</sup>	N/A	182	260	N/A
<b>Works Contract 11240<sup>(4)</sup></b>					
<b>Works Contract 11286</b>					
DMS-7 <sup>(14)</sup>	Sky Tower - Tower 2	19-42	166.7	260	No

## Notes:

- (1) Alternative monitoring location to Shek On House
- (2) Alternative monitoring location to Prosperity House
- (3) Alternative monitoring location to Lucky Building
- (4) No TSP monitoring is required under this contract
- (5) AM1 named as HUH-1-3 in SCL(TAW-HUH) and SCL(HHS) EIA Reports.
- (6) Alternative monitoring location to Wing Fung Building
- (7) Alternative monitoring location to Harbourfront Horizon
- (8) Alternative monitoring location of No. 26 Kowloon City Road
- (9) The 24-hour TSP monitoring works would be taken up by Works Contract 1106 since the completion of Works Contract 1107 in Feb 2018.
- (10) The cessation of monitoring works at DMS-1 was approved by EPD and the last monitoring was conducted on 16 Jul 2018.
- (11) The temporary cessation of monitoring works at DMS-2 was approved by EPD in end-June 2019. The last monitoring date was 27 June 2019.
- (12) The cessation of monitoring works at DMS-3 and DMS-4 was approved by EPD on 31 Jul 2019. The last monitoring was conducted on 30 Jul 2019.
- (13) The cessation of monitoring works at AM1 was proposed on 25 Jul 2019 and EPD expressed no objection on 31 Jul 2019.
- (14) ET has obtained the permission from Sky Tower to deploy the High-Volume Sampler (HVS) at the location same as the originally proposed dust monitoring location of DMS-7 in the approved EM&A Manual for SCL (TAW HUH). 24-hour TSP thus has been conducted at Sky Tower - Tower 2 (podium level) since 27 October 2023.

**Table 2.4 Summary of Construction Noise Monitoring Results in the Reporting Period**

Monitoring Station ID	Location	Noise Level (L <sub>Aeq,30mins</sub> , dB(A))			Limit Level (dB(A))	Exceedance due to the Project Construction (Yes/No/N/A)
		Measured	Baseline	Corrected <sup>(7)</sup>		
<b>Works Contracts 1102 and 1103</b>						
NMS-CA-1 <sup>(12)</sup>	C.U.H.K.A.A. Thomas Cheung School	N/A	57.0	N/A	70 (65 during examination period)	N/A
<b>Works Contract 1103</b>						
NMS-CA-2 <sup>(13)</sup>	Price Memorial Catholic Primary School	N/A	66.0	N/A	70 (65 during examination period)	N/A
<b>Works Contracts 1103 and 1106</b>						
NMS-CA-3 <sup>(14)</sup>	Hong Kong S.K.H Nursing Home <sup>(1)</sup>	N/A	73.0	N/A	70	N/A
<b>Works Contracts 1106<sup>(11)</sup></b>						
NMS-CA-4 <sup>(14)</sup>	Block 1, Rhythm Garden (north-eastern façade)	N/A	71.0	N/A	75	N/A
NMS-CA-5 <sup>(14)</sup>	Block 1, Rhythm Garden (northern façade) <sup>(2)</sup>	N/A	74.0	N/A	70 (65 during examination period)	N/A
<b>Works Contract 1108<sup>(6)</sup></b>						
<b>Works Contract 1109</b>						
NMS-CA-6	No. 16-23 Nam Kok Road <sup>(3)</sup>	N/A	76.1	N/A	75	N/A
NMS-CA-8	SKH Good Shepherd Primary School	N/A	75.4	N/A	70 (65 during examination period) (79 during the period of conducting the continuous noise monitoring) <sup>(8)</sup>	N/A
NMS-CA-9	Kong Yiu Mansion <sup>(4)</sup>	N/A	69.2	N/A	75	N/A
NMS-CA-10	Chat Ma Mansion	N/A	76.6	N/A	75	N/A
<b>Works Contract 1111</b>						
NM1 <sup>(15)</sup>	Carmel Secondary School (South Block)	N/A	68.0	N/A	70 (65 during examination period) (68 during the period of conducting the continuous noise monitoring) <sup>(9)</sup>	N/A
NM2 <sup>(15)</sup>	No. 234 – 238 Chatham Road North <sup>(5)</sup>	N/A	79.0	N/A	75 (77) <sup>(10)</sup>	N/A
<b>Works Contract 1112<sup>(6)</sup></b>						
<b>Works Contract 11240<sup>(6)</sup></b>						

Monitoring Station ID	Location	Noise Level (L <sub>Aeq,30mins</sub> , dB(A))			Limit Level (dB(A))	Exceedance due to the Project Construction (Yes/No/N/A)
		Measured	Baseline	Corrected <sup>(7)</sup>		
<b>Works Contract 11286</b>						
NMS-CA-7	Sky Tower - Tower 2	64.1 – 70.0	70.0	< Baseline	75	No

## Notes:

- (1) Alternative monitoring location to Shek On House.
- (2) Alternative monitoring location to Canossa Primary School (San Po Kong).
- (3) Alternative monitoring location to Prosperity House.
- (4) Alternative monitoring location to Lucky Building.
- (5) Alternative monitoring location to Wing Fung Building.
- (6) No construction noise monitoring is required under this contract.
- (7) The measured noise levels are corrected against the corresponding baseline noise levels.
- (8) The Limit Level of 79 dB(A) was updated on 22 Aug 2013 as per the latest Construction Noise Mitigation Measures Plan (CNMMP) and Continuous Noise Monitoring Plan (CNMP) which were approved by EPD.
- (9) The Limit of 68 dB(A) was updated on 20 Jan 2014 as per the latest CNMMP and CNMP which were approved by EPD.
- (10) Daytime noise Limit Level of 77 dB(A) applies during the continuous noise monitoring period.
- (11) The construction noise monitoring works would be taken up by Works Contract 1106 since the completion of Works Contract 1107 in Feb 2018.
- (12) The cessation of monitoring works at NMS-CA-1 was approved by EPD and the last monitoring was conducted on 17 Jul 2018.
- (13) The temporary cessation of monitoring works at NMS-CA-2 was approved by EPD in end-June 2019. The last monitoring date was 24 Jun 2019.
- (14) The cessation of monitoring works at NMS-CA-3, NMS-CA-4 and NMS-CA-5 was approved by EPD on 31 Jul 2019. The last monitoring proposed on 31 Jul 2019 was rescheduled to 1 Aug 2019 due to adverse weather and the hoist of Typhoon Signal No.8 (Typhoon "Wipha").
- (15) The cessation of monitoring works at NM1 and NM2 were proposed on 25 Jul 2019 and EPD expressed no objection on 31 Jul 2019.

**Table 2.5 Log for Environmental Complaints, Notification of Summons and Successful Prosecutions for the Reporting Month**

Works Contract	Environmental Complaints	Notification of Summons	Successful Prosecutions
11286	0	0	0
11234	0	0	0

**3 IMPLEMENTATION STATUS ON THE ENVIRONMENTAL PROTECTION REQUIREMENTS**

3.1.1 The respective Contractors have implemented all mitigation measures and requirements as stated in the EIA Reports, EM&A Manuals and EPs (EP-437/2012/B and EP-438/2012/K). The status of required submissions under the EPs as of the reporting period are summarised in **Tables 3.1** and **3.2**.

**Table 3.1 Summary of Status of Required Submissions for EP-437/2012/B**

EP Condition (EP-437/2012/B)	Submission	Submission date
Condition 1.11	Notification of Commencement Date of Construction of the Project	30 Nov 2012
Condition 2.3	Notification of Information of Community Liaison Groups	30 Nov 2012
Condition 2.5	Management Organisation of Main Construction Companies	19 Dec 2012 (1 <sup>st</sup> submission) 30 Apr 2013 (2 <sup>nd</sup> submission)
Condition 2.6	Construction Programme and EP Submission Schedule	19 Dec 2012
Condition 2.7	Construction Noise Mitigation Measures Plan (CNMMP)	30 Nov 2012 (1 <sup>st</sup> submission) 8 Feb 2013 (Approved) 26 Apr 2013 (2 <sup>nd</sup> submission) 11 Jun 2013 (3 <sup>rd</sup> submission) 27 Aug 2013 (Approved) 20 Jan 2014 (4 <sup>th</sup> submission) 28 Apr 2016 (Approved)
Condition 2.8	Continuous Noise Monitoring Plan (CNMP)	30 Nov 2012 (1 <sup>st</sup> submission) 11 Jan 2013 (2 <sup>nd</sup> submission) 8 Feb 2013 (Approved) 20 Jan 2014 (3 <sup>rd</sup> submission) 28 Apr 2016 (Approved)
Condition 2.9	Construction and Demolition Materials Management Plan (C&DMMP)	6 Jul 2012 (1 <sup>st</sup> submission) 12 Sep 2012 (2 <sup>nd</sup> submission) 15 Oct 2012 (Approved)
Condition 2.10	Sediment Management Plan	6 Jul 2012 (1 <sup>st</sup> submission) 12 Sep 2012 (2 <sup>nd</sup> submission) 5 Oct 2012 (3 <sup>rd</sup> submission) 15 Oct 2012 (Approved)
Condition 2.11	Visual, Landscape, Tree Planting & Tree Protection Plan (VLTP)	14 Nov 2012 (1 <sup>st</sup> submission) 8 Feb 2013 (2 <sup>nd</sup> submission) 4 Feb 2015 (3 <sup>rd</sup> submission) 26 Jun 2015 (4 <sup>th</sup> submission) 12 May 2017 (5 <sup>th</sup> submission) 17 Apr 2018 (6 <sup>th</sup> submission) 17 Apr 2019 (7 <sup>th</sup> submission) 9 Apr 2020 (8 <sup>th</sup> submission)
Condition 2.14	As-built drawing(s) of Measures for Mitigating Landscape and Visual Impact and Tree Planting	23 August 2021 (1 <sup>st</sup> submission) 23 March 2022 (2 <sup>nd</sup> submission) 18 Jan 2024 (3 <sup>rd</sup> submission) 26 Jun 2024 (Approved)
Condition 2.16	Operational Ground-borne Noise Mitigation Measures Plan	23 Mar 2017 (1 <sup>st</sup> submission) 17 May 2017 (2 <sup>nd</sup> submission) 28 Jun 2017 (3 <sup>rd</sup> submission) 20 Jul 2017 (Approved)
Condition 2.19	As-built drawing(s) for Operation Air-borne Noise Mitigation Measure	10 Jan 2018 (1 <sup>st</sup> submission) 9 Feb 2018 (Approved)

EP Condition (EP-437/2012/B)	Submission	Submission date
Condition 2.21	Proposal for Updating Maximum Allowable Sound Power Levels of Fixed Plant Sources	26 Jul 2019 (Batch 1 Version A submission) 14 Aug 2019 (Batch 1 Version A approved)
Condition 2.21	Fixed Plant Noise Audit Report	29 Aug 2019 (Batch 1 Version A submission) 11 Oct 2019 (Approved)
Condition 3.1	Proposal for Cessation of EM&A Programme at Hung Hom North Approach Tunnels	25 Jul 2019 (1 <sup>st</sup> submission) 31 Jul 2019 (Approved)
Condition 3.1	Proposal for Cessation of EM&A Programme at Hung Hom Station and Stabling Sidings	21 Oct 2020 (1 <sup>st</sup> submission) 29 Oct 2020 (Approved)
Condition 3.1	Proposal for Termination of EM&A Programme under EP-437	5 Nov 2024 (1 <sup>st</sup> submission)
Condition 3.3	Baseline Monitoring Report (Works Contracts 1103, 1106 and 1111 – Hin Keng to Diamond Hill Tunnels, Diamond Hill Station, and Hung Hom North Approach Tunnels)	19 Oct 2012
Condition 3.4	Monthly EM&A Reports No. 5-99	Reported in previous Monthly EM&A Reports
Condition 3.4	Final EM&A Review Report	15 Jan 2024 (1 <sup>st</sup> submission) 8 Nov 2024 (2 <sup>nd</sup> submission)

**Table 3.2 Summary of Status of Required Submissions for EP-438/2012/L**

EP Condition (EP-438/2012/K)	Submission	Submission date
Condition 1.12	Notification of Commencement Date of Construction of the Project	1 Aug 2012
Condition 2.3	Notification of Information of Community Liaison Groups	13 Jul 2012 (1 <sup>st</sup> submission) 31 Aug 2012 (2 <sup>nd</sup> submission) 30 Nov 2012 (3 <sup>rd</sup> submission)
Condition 2.7	Management Organisation of Main Construction Companies	27 Jul 2012 (1 <sup>st</sup> submission) 21 Aug 2012 (2 <sup>nd</sup> submission) 19 Dec 2012 (3 <sup>rd</sup> submission) 22 Jan 2013 (4 <sup>th</sup> submission) 30 Apr 2013 (5 <sup>th</sup> submission) 21 May 2013 (6 <sup>th</sup> submission)
Condition 2.8	Construction Programme and EP Submission Schedule	27 Jul 2012
Condition 2.9	Construction Noise Mitigation Measures Plan (CNMMP)	1 Aug 2012 (1 <sup>st</sup> submission) 28 Sep 2012 (2 <sup>nd</sup> submission) 30 Nov 2012 (3 <sup>rd</sup> submission) 11 Jan 2013 (4 <sup>th</sup> submission) 8 Feb 2013 (Approved) 8 Feb 2013 (5 <sup>th</sup> submission) 26 Apr 2013 (6 <sup>th</sup> submission) 11 Jun 2013 (7 <sup>th</sup> submission) 12 Jul 2013 (Approved) 26 Jul 2013 (8 <sup>th</sup> submission) 22 Aug 2013 (Approved) 23 Aug 2013 (9 <sup>th</sup> submission) 13 Sep 2013 (Approved) 20 Jan 2014 (10 <sup>th</sup> submission) 26 Feb 2014 (Approved) 31 Mar 2015 (Contract 1106 submission only) 13 Apr 2015 (Contract 1106 submission only)

EP Condition (EP-438/2012/K)	Submission	Submission date
		15 Apr 2015 (Approved)
Condition 2.10	Continuous Noise Monitoring Plan (CNMP)	1 Aug 2012 (1 <sup>st</sup> submission) 28 Sep 2012 (2 <sup>nd</sup> submission) 30 Nov 2012 (3 <sup>rd</sup> submission) 11 Jan 2013 (4 <sup>th</sup> submission) 8 Feb 2013 (Approved) 8 Feb 2013 (5 <sup>th</sup> submission) 26 Apr 2013 (6 <sup>th</sup> submission) 11 Jun 2013 (7 <sup>th</sup> submission) 12 Jul 2013 (Approved) 26 Jul 2013 (8 <sup>th</sup> submission) 22 Aug 2013 (Approved) 23 Aug 2013 (9 <sup>th</sup> submission) 13 Sep 2013 (Approved) 20 Jan 2014 (10 <sup>th</sup> submission) 26 Feb 2014 (Approved) 7 Oct 2014 (11 <sup>th</sup> submission) 23 Oct 2014 (Approved)
Condition 2.11	Construction and Demolition Materials Management Plan (C&DMMP)	6 Jul 2012 (1 <sup>st</sup> submission) 12 Sep 2012 (2 <sup>nd</sup> submission) 10 Oct 2012 (Approved)
Condition 2.12	Sediment Management Plan	6 Jul 2012 (1 <sup>st</sup> submission) 12 Sep 2012 (2 <sup>nd</sup> submission) 5 Oct 2012 (3 <sup>rd</sup> submission) 10 Oct 2012 (Approved) 4 Mar 2013 (4 <sup>th</sup> submission) 9 May 2013 (5 <sup>th</sup> submission) 24 Jul 2013 (6 <sup>th</sup> submission) 26 Jul 2013 (Approved)
Condition 2.13	Visual, Landscape, Tree Planting & Tree Protection Plan	6 Jul 2012 (1 <sup>st</sup> submission) 30 Aug 2012 (2 <sup>nd</sup> submission) 3 Oct 2012 (3 <sup>rd</sup> submission) 13 Nov 2013 (Approved) 14 Nov 2012 (4 <sup>th</sup> submission) 8 Feb 2013 (5 <sup>th</sup> submission) 18 Mar 2013 (6 <sup>th</sup> submission) 18 Jun 2013 (7 <sup>th</sup> submission) 12 Jul 2013 (Approved) 23 Mar 2017 (8 <sup>th</sup> submission) 7 Mar 2018 (9 <sup>th</sup> submission) 30 Jul 2018 (10 <sup>th</sup> submission) 28 Feb 2019 (11 <sup>th</sup> submission) 5 Mar 2019 (12 <sup>th</sup> submission) 29 May 2019 (13 <sup>th</sup> submission) 19 Jul 2019 (Approved)
Condition 2.14	Transplantation Proposal for Plant Species of Conservation Importance	22 Aug 2012 (1 <sup>st</sup> submission) 5 Oct 2012 (2 <sup>nd</sup> submission) 26 Nov 2012 (3 <sup>rd</sup> submission) 4 Dec 2012 (Approved)
Condition 2.15	Conservation Plan	31 Jan 2013 (1 <sup>st</sup> submission) 18 Mar 2013 (2 <sup>nd</sup> submission) 24 Apr 2013 (Approved)
Condition 2.16	Archaeological Action Plan(s) (AAP(s)) for Works Contract 1109	10 Aug 2012 (1 <sup>st</sup> submission) 3 Sep 2012 (2 <sup>nd</sup> submission) 21 Sep 2012 (Approved) 11 Oct 2013 (3 <sup>rd</sup> submission) 1 Nov 2013 (Approved)
Condition 2.16	Archaeological Action Plan(s) (AAP(s)) for Works Contract 1106	29 Jan 2013 (1 <sup>st</sup> submission) 19 Mar 2013 (2 <sup>nd</sup> submission) 8 Apr 2013 (Approved)

EP Condition (EP-438/2012/K)	Submission	Submission date
Condition 2.23	Supplementary Contamination Assessment Report for New Territories South Animal Centre	28 Sep 2012 25 Oct 2012 (Approved)
Condition 2.27	Operational Ground-borne Noise Mitigation Measures Plan	18 Mar 2016 (Batch 1 Version A submission) 28 Apr 2016 (Batch 1 Version B submission) 28 Apr 2016 (Batch 2 Version A submission) 1 Jun 2016 (Batch 1 Version C submission) 1 Jun 2016 (Batch 2 Version B submission) 23 Jun 2016 (Batch 1 Version D submission) 23 Jun 2016 (Batch 2 Version C submission) 15 Jul 2016 (Batch 1 Version D approved) 15 Jul 2016 (Batch 2 Version C approved) 15 Sep 2016 (Batch 3 Version A submission) 4 Oct 2016 (Batch 3 Version A approved) 8 Mar 2017 (Batch 4 Version A) 7 Apr 2017 (Batch 4 Version A approved) 7 Jun 2017 (Final) 20 Jul 2017 (Approved)
Condition 2.28	As-built Drawings for Operational Ground-borne Noise Mitigation Measures	10 Aug 2017 (1 <sup>st</sup> submission) 15 Sep 2017 (Approved)
Condition 2.30	As-built Drawings for Operational Air-borne Noise Mitigation Measures	4 Dec 2015 (1 <sup>st</sup> submission) 28 Dec 2015 (2 <sup>nd</sup> submission) 4 Feb 2016 (Approved) 20 Mar 2018 (3 <sup>rd</sup> submission) 18 Jul 2018 (Approved) 4 May 2018 (4 <sup>th</sup> submission) 23 Jul 2018 (Approved) 20 Feb 2020 (5 <sup>th</sup> submission) 17 Mar 2020 (Approved)
Condition 2.31	Performance Test Report for Train Noise – Operational Airborne Railway and Ground-borne Noise	15 Nov 2018 (Batch 1 Version A submission) 30 Jan 2019 (Batch 2 Version A submission) 29 Mar 2019 (Batch 1 Version A & Batch 2 Version B submission) 15 April 2019 (Approved)
Condition 2.32	Proposal for Updating Maximum Allowable Sound Power Levels of Fixed Plant Sources	30 Jan 2019 (Batch 1 Version A submission) 27 Feb 2019 (Batch 1 Version B submission) 13 Mar 2019 (Batch 1 Version B approved) 15 Mar 2019 (Batch 2 Version A submission) 8 Apr 2019 (Batch 2 Version A approved) 24 April 2019 (Batch 3 & 4 Version A submission) 21 May 2019 (Batch 3 Version B submission)

EP Condition (EP-438/2012/K)	Submission	Submission date
		11 Jun 2019 (Batch 3 Version B & Batch 4 Version A approved) 21 Jun 2019 (Batch 5 Version A submission) 17 Jul 2019 (Batch 5 Version A approved) 19 Jul 2019 (Batch 6 Version A submission) 26 Jul 2019 (Batch 7 Version A submission) 29 Jul 2019 (Batch 6 Version A approved) 14 Aug 2019 (Batch 7 Version A approved)
Condition 2.32	Fixed Plant Noise Audit Report	30 Jan 2019 (Batch 1 Version A submission) 15 Mar 2019 (Batch 1 Version B submission) 4 Apr 2019 (Batch 1 Version B approved) 16 Apr 2019 (Batch 2 Version A submission) 7 May 2019 (Batch 2 Version A approved) 24 Jun 2019 (Batch 3 Version A and Batch 4 Version A submission) 6 Jul 2019 (Batch 3 Version A and Batch 4 Version A approved) 2 Aug 2019 (Batch 5 Version A submission) 27 Aug 2019 (Batch 6 Version A submission) 29 Aug 2019 (Batch 7 Version A submission) 3 Sep 2019 (Batch 5 Version A approved) 13 Sep 2019 (Batch 6 Version B approved) 23 Sep 2019 (Batch 7 Version B submission) 11 Oct 2019 (Batch 7 Version B approved)
Condition 2.33	As-built Drawings for Landscape and Visual Mitigation Measures	4 Dec 2015 (1 <sup>st</sup> submission) 28 Dec 2015 (2 <sup>nd</sup> submission) 4 Feb 2016 (Approved) 22 Aug 2018 (3 <sup>rd</sup> submission) 5 Nov 2018 (4 <sup>th</sup> submission) 6 Sep 2019 (5 <sup>th</sup> submission) 11 Sep 2019 (Approved) 27 Sep 2019 (6 <sup>th</sup> submission) 21 Feb 2020 (7 <sup>th</sup> submission) 17 Sep 2020 (8 <sup>th</sup> submission) 4 Nov 2020 (9 <sup>th</sup> submission) 18 Jan 2024 (10 <sup>th</sup> submission) 26 Jun 2024 (11 <sup>th</sup> submission)
Condition 2.36	Contamination Assessment Plan (CAP) for the Temporary Magazine Site at TKO Area 137	23 Mar 2016 (1 <sup>st</sup> submission) 20 Apr 2016 (2 <sup>nd</sup> submission) 22 Apr 2016 (Approved)
Condition 2.36	Contamination Assessment Report (CAR) for the Temporary Magazine Site at TKO Area 137	19 May 2016 (1 <sup>st</sup> submission) 3 Jun 2016 (2 <sup>nd</sup> submission) 15 Jun 2016 (Approved)



<b>EP Condition (EP-438/2012/K)</b>	<b>Submission</b>	<b>Submission date</b>
Condition 3.1	Proposal for Termination of Environmental Monitoring and Audit (EM&A) Programme for Kai Tak Barging Point Facilities	7 Oct 2016 (Approved)
Condition 3.1	Proposal for Cessation of EM&A Works at Hin Keng	9 May 2018 (1 <sup>st</sup> submission) 16 Jul 2018 (Approved)
Condition 3.1	Proposal for Cessation of EM&A Programme at Diamond Hill Station	25 Jul 2019 (1 <sup>st</sup> submission) 31 Jul 2019 (Approved)
Condition 3.1	Proposal for Cessation of EM&A Programme at Hung Hom North Approach Tunnels	25 Jul 2019 (1 <sup>st</sup> submission) 31 Jul 2019 (Approved)
Condition 3.1	Proposal for Cessation of EM&A Programme at Stations and Tunnels of Kowloon City Section	24 Aug 2020 (1 <sup>st</sup> submission) 28 Aug 2020 (Approved)
Condition 3.1	Proposal for Cessation of EM&A Programme at Hung Hom Station and Stabling Sidings	21 Oct 2020 (1 <sup>st</sup> submission) 29 Oct 2020 (Approved)
Condition 3.3	Baseline Monitoring Report (Works Contract 1109 - Stations and Tunnels of Kowloon City Section)	27 Jul 2012
Condition 3.3	Baseline Monitoring Report (Works Contract 1108A – Kai Tak Barging Point Facilities)	31 Jul 2012
Condition 3.3	Baseline Monitoring Report (Works Contracts 1103, 1106 and 1111 – Hin Keng to Diamond Hill Tunnels, Diamond Hill Station, and Hung Hom North Approach Tunnels)	19 Oct 2012
Condition 3.4	Monthly Operational Airborne Rail Noise Monitoring Report (Festival City) No. 1-6	Reported in previous Monthly EM&A Reports
Condition 3.4	Monthly EM&A Reports No. 1-114	Reported in previous Monthly EM&A Reports
	Monthly EM&A Report No.115	14 October 2024

---

**Appendix A**

**Monthly EM&A Report for  
SCL (TAW-HUH) and SCL(MKK-HUH) –  
Pedestrian Link Connecting Pak Tai Street and Sung Wong  
Toi Station (Contract No. 11286)**

---

MTR Corporation Limited

**Shatin to Central Link –  
Tai Wai to Hung Hom Section**

Monthly EM&A Report

[Period from 1 to 31 October 2024]

Works Contract 11286 - Pedestrian Link Connecting  
Pak Tai Street and Sung Wong Toi Station

(12 November 2024)

Certified by: *Mandy To.* Mandy To

Position: Environmental Team Leader

Date: 12 November 2024



# Construction of Shatin to Central Link (SCL) Contract 11286 - Pedestrian Link Connecting Pak Tai Street and Sung Wong Toi Station

Monthly Environmental Monitoring and Audit  
Report No.16 (1 October 2024 – 31 October  
2024)

PREPARED FOR



保華建業  
Paul Y. Engineering

Paul Y Construction Company Limited

DATE

14 November 2024

REFERENCE

0699635



## DOCUMENT DETAILS

The details entered below are automatically shown on the cover and the main page footer. PLEASE NOTE: This table must NOT be removed from this document.

DOCUMENT TITLE	Construction of Shatin to Central Link (SCL) Contract 11286 - Pedestrian Link Connecting Pak Tai Street and Sung Wong Toi Station
DOCUMENT SUBTITLE	Monthly Environmental Monitoring and Audit Report No.16 (1 October 2024 – 31 October 2024)
PROJECT NUMBER	0699635
Date	14 November 2024
Version	1
Author	LL, MY
Client name	Paul Y Construction Company Limited

## DOCUMENT HISTORY

VERSION	REVISION	AUTHOR	REVIEWED BY	ERM APPROVAL TO ISSUE		COMMENTS
				NAME	DATE	
Draft	1.0	LL, MY	MT	JN	14.11.2024	-


SIGNATURE PAGE

Construction of Shatin to Central Link (SCL)  
Contract 11286 - Pedestrian Link Connecting  
Pak Tai Street and Sung Wong Toi Station  
Monthly Environmental Monitoring and Audit Report No.16 (1  
October 2024 – 31 October 2024)  
0699635



---

**Mandy To**  
Environmental Team Leader



---

**Dr Jasmine Ng**  
Managing Partner

ERM-Hong Kong, Limited  
2509, 25/F One Harbourfront  
18 Tak Fung Street  
Hung Hom, Kowloon  
Hong Kong  
T +852 2271 3000

## CONTENTS

1.	EXECUTIVE SUMMARY	1
2.	INTRODUCTION	3
2.1	PURPOSE OF THE REPORT	3
2.2	STRUCTURE OF THE REPORT	3
3	PROJECT INFORMATION	4
3.1	BACKGROUND	4
3.2	GENERAL SITE DESCRIPTION	4
3.3	CONSTRUCTION PROGRAMME AND ACTIVITIES	4
3.4	WORKS CONTRACT ORGANIZATION	5
3.5	STATUS OF ENVIRONMENTAL LICENCES, NOTIFICATION AND PERMITS	5
4	ENVIRONMENTAL MONITORING REQUIREMENT	6
4.1	REGUALR CONSTRUCTION NOISE MONITORING	6
	4.1.1 MONITORING LOCATION	6
	4.1.2 MONITORING PARAMETER AND FREQUENCY	6
	4.1.3 MONITORING EQUIPMENT AND METHODOLOGY	6
	4.1.4 ACTION AND LIMIT LEVELS	7
4.2	CONSTRUCTION DUST MONITORING	7
	4.2.1 MONITORING LOCATION	7
	4.2.2 MONITORING PARAMETER AND FREQUENCY	7
	4.2.3 MONITORING EQUIPMENT	8
	4.2.4 MONITORING METHODOLOGY	8
	4.2.5 WIND DATA MONITORING	9
	4.2.6 ACTION AND LIMIT LEVELS	9
4.3	CULTURE HERITAGE	9
4.4	LANDSCAPE AND VISUAL MITIGATION MEASURES	9
5	IMPLEMENTATION STATUS OF THE ENVIRONMENTAL PROTECTION REQUIREMENTS	11
6	MONITORING RESULTS	12
6.1	REGULAR CONSTRUCTION NOISE MONITORING	12
6.2	CONSTRUCTION DUST MONITORING	12
6.3	CULTURAL HERITAGE	12
6.4	WASTE MANAGEMENT	12
6.5	LANDSCAPE AND VISUAL MITIGATION MEASURES	14
7	ENVIRONMENTAL SITE INSPECTION	15
8	ENVIRONMENTAL NON-COMPLIANCE	16
8.1	SUMMARY OF MONITORING EXCEEDANCE	16

8.2	SUMMARY OF ENVIRONMENTAL NON-COMPLIANCE	16
8.3	SUMMARY OF ENVIRONMENTAL COMPLIANT	16
8.4	SUMMARY OF ENVIRONMENTAL SUMMONS AND SUCCESSFUL PROSECUTION	16
<b>9</b>	<b>UPCOMING WORKS FOR THE NEXT REPORTING PERIOD</b>	<b>17</b>
9.1	CONSTRUCTION ACTIVITIES FOR THE COMING MONTH	17
9.2	MONITORING SCHEDULE FOR THE NEXT MONTH	17
9.3	CONSTRUCTION PROGRAMME FOR THE NEXT MONTH	17
<b>10</b>	<b>CONCLUSIONS</b>	<b>18</b>

APPENDIX A SITE LAYOUT PLAN FOR THE WORKS CONTRACT

APPENDIX B CONSTRUCTION PROGRAMME FOR THE REPORTING MONTH AND COMING MONTHS

APPENDIX C PROJECT ORGANIZATION CHART AND CONTACT DETAILS

APPENDIX D LOCATIONS OF NOISE AND DUST MONITORING STATION

APPENDIX E MONITORING SCHEDULE OF THE REPORTING MONTH AND THE NEXT MONTH

APPENDIX F CALIBRATION REPORTS

APPENDIX G SUMMARY OF EVENT/ACTION PLANS

APPENDIX H SUMMARY OF IMPLEMENTATION STATUS OF ENVIRONMENTAL MITIGATION

APPENDIX I REGULAR NOISE MONITORING RESULTS

APPENDIX J REGULAR DUST MONITORING RESULTS

APPENDIX K WIND DATA FROM HONG KONG OBSERVATORY

APPENDIX L WASTE FLOW TABLE

APPENDIX M ENVIRONMENTAL COMPLAINT, ENVIRONMENTAL SUMMON AND PROSECUTION LOG

**LIST OF TABLES**

TABLE 3.1	SUMMARY OF THE CONSTRUCTION ACTIVITIES UNDERTAKEN DURING THE REPORTING PERIOD	4
TABLE 3.2	SUMMARY OF THE STATUS OF VALID ENVIRONMENTAL LICENCE, NOTIFICATION, PERMIT AND DOCUMENTATIONS	5
TABLE 4.1	REGULAR CONSTRUCTION NOISE MONITORING LOCATION	6
TABLE 4.2	NOISE MONITORING EQUIPMENT	6
TABLE 4.3	ACTION AND LIMIT LEVELS FOR CONSTRUCTION NOISE MONITORING	7
TABLE 4.4	CONSTRUCTION DUST MONITORING LOCATION	7
TABLE 4.5	CONSTRUCTION DUST MONITORING EQUIPMENT	8
TABLE 4.6	ACTION AND LIMIT LEVELS FOR CONSTRUCTION DUST MONITORING	9
TABLE 5.1	STATUS OF REQUIRED SUBMISSION UNDER THE WORKS CONTRACT DURING THE REPORTING PERIOD	11



---

TABLE 6.1	SUMMARY OF THE CONSTRUCTION NOISE MONITORING RESULTS DURING THE REPORTING PERIOD	12
TABLE 6.2	SUMMARY OF THE CONSTRUCTION DUST MONITORING RESULTS DURING THE REPORTING PERIOD	12
TABLE 6.3	QUANTITIES OF WASTE GENERATED FROM THE WORKS CONTRACT	13
TABLE 9.1	CONSTRUCTION ACTIVITIES TO BE UNDERTAKEN DURING THE NEXT REPORTING PERIOD	17

---

## 1. EXECUTIVE SUMMARY

The construction works of MTR Shatin to Central Link Works Contract 11286 – Pedestrian Link Connecting Pak Tai Street and Sung Wong Toi Station commenced on 17 July 2023. This is the 16th monthly Environmental Monitoring and Audit (EM&A) report presenting the EM&A works carried out during the period from 1 October 2024 to 31 October 2024 in accordance with the approved EM&A Manuals and the Environmental Permit (EP-438/2012/L).

### SUMMARY OF THE CONSTRUCTION ACTIVITIES UNDERTAKEN DURING THE REPORTING PERIOD

The major construction activities undertaken during the reporting period include:

#### Construction Activities Undertaken During the Reporting Period

Near Sung Wong Toi Exit D (W1)

- ELS
- Pile cap works
- Pumping test
- On-site fabrication of Footbridge

Near Pak Tai Street (H2)

- Socket H pile

---

### CONSTRUCTION NOISE AND CONSTRUCTION DUST MONITORING

A summary of the monitoring activities in this reporting period is listed below:

Regular construction noise monitoring during normal working hours:

- Skytower Tower 2 (NMS-CA-7): 5 times

Construction dust (TSP) 24-hour monitoring:

- Skytower Tower 2 (DMS-7): 6 times

### CULTURAL HERITAGE

As foundation works were undertaken, vibration monitoring was conducted by the Contractor at designated monitoring locations during the reporting period. No non-compliance was recorded.

### WASTE MANAGEMENT

Waste generated from this Works Contract typically includes inert construction and demolition materials and non-inert construction and demolition materials. 170 m<sup>3</sup> of inert construction and demolition materials was generated from the Works Contract and disposed as public fill. No non-inert construction and demolition materials waste was generated during the reporting period.

## LANDSCAPE AND VISUAL

Bi-weekly inspections of the implementation of landscape and visual mitigation measures were conducted during the site inspections conducted by Contractor's ET. Details of the audit findings and the implementation status are presented in **Section 5**.

## ENVIRONMENTAL SITE INSPECTION

Joint weekly site inspections were conducted by representatives of the Contractor, Engineer and Contractor's ET on 3, 10, 17, 24 and 31 October 2024. The representative of the IEC joined the site inspection on 24 October 2024. Details of the audit findings are presented in **Section 6**.

## ENVIRONMENTAL EXCEEDANCE/NON- CONFORMANCE/COMPLAINT/SUMMONS AND PROSECUTION

No exceedance of the Action and Limit Levels of the construction noise was recorded during the reporting period.

No exceedance of the Action and Limit Levels of construction dust monitoring was recorded during the reporting period.

No non-compliance event was recorded during the reporting period.

No environmental complaint was received during this reporting period.

No summon or prosecution was received during the reporting period.

## UPCOMING WORKS FOR THE NEXT REPORTING PERIOD

The major construction works to be undertaken in the next reporting period include:

### Construction Activities Undertaken during the Next Reporting Period

Near Sung Wong Toi Exit D (W1)

- ELS
- Pipe cap works
- On-site fabrication of Footbridge

Near Pak Tai Street (H2)

- Socket H Pile

## 2. INTRODUCTION

ERM-Hong Kong, Limited (ERM) was appointed by Paul Y Construction Company Limited as the Environmental Team (Contractor's ET) to undertake the Environmental Monitoring and Audit (EM&A) programme during the construction phase of the MTR Shatin to Central Link (SCL) Contract No. 11286 – Pedestrian Link Connecting Pak Tai Street and Sung Wong Toi Station (hereafter referred as the Works Contract).

### 2.1 PURPOSE OF THE REPORT

This is the 16<sup>th</sup> EM&A report which summarises the monitoring results and audit findings during the reporting period from 1 October 2024 to 31 October 2024.

### 2.2 STRUCTURE OF THE REPORT

Following this introductory section, the remainder of this Monthly EM&A Report is organised as follows:

- Section 2: **Project Information**
  - It summarises the background and scope of the Works Contract, site description, Works Contract's organisation and contact details, construction programme, construction works undertaken and status of the Environmental Permits/Licenses during the reporting period.
- Section 3: **Environmental Monitoring Requirement**
  - It summarises the monitoring parameters, programmes, methodologies, frequency, locations, Action and Limit Levels, Event /Action Plans.
- Section 4: **Implementation Status of the Environmental Protection Requirements**
  - It summarises the implementation of environmental protection measures during the reporting period.
- Section 5: **Monitoring Results**
  - It summarises the monitoring results obtained in the reporting period.
- Section 6: **Environmental Site Inspection**
  - It summarises the audit findings of the weekly site inspections undertaken within the reporting period.
- Section 7: **Environmental Non-conformance**
  - It summarises any monitoring exceedance, environmental complaints and summons within the reporting period.
- Section 8: **Upcoming Works for the Next Reporting Period**
  - It summarises the upcoming construction activities and monitoring schedule for the next reporting period.
- Section 9: **Conclusions**

- It provides the conclusion of this Monthly EM&A Report.

## 3 PROJECT INFORMATION

### 3.1 BACKGROUND

The SCL – Tai Wai to Hung Hom Section (hereafter referred to as SCL (TAW-HUH)) is an extension of the Ma On Shan Line (MOL), linking up with the West Rail Line at Hung Hom forming a strategic east-west rail corridor. It is a Designated Project under the *Environmental Impact Assessment Ordinance* (Cap. 499) (EIAO).

EIA Report for SCL (TAW-HUH) (Register No AEIAR-167/2012) was approved on 17 February 2012 under EIAO. Following the approval of the EIA Report for SCL (TAW-HUH), the Environmental Permit (EP) (EP No: EP-438/2012) was issued, subsequent Variation of Environmental Permit (VEP) was applied and the latest EP (EP No. EP-438/2012/L) was issued by Director of Environmental Protection (DEP) in August 2024.

As part of the SCL, a Pedestrian Link (P-Link) as a direct dedicated connectivity for the railway passengers and pedestrians crossing between the existing Sung Wong Toi (SUW) Station and Pak Tai Street will be constructed.

The EM&A programme during the construction phase of the Works Contract has been performed during the reporting period in accordance with the relevant EM&A requirements stipulated in the EM&A Manual for SCL (TAW-HUH) (hereafter referred to as the approved EM&A Manual). The construction of the Works Contract commenced on 17 July 2023.

### 3.2 GENERAL SITE DESCRIPTION

The Works Contract mainly comprises of two works areas, namely W1 and H2. W1 is the works area near the Exit D of the existing SUW Station, whereas H2 is the works area near Pak Tai Street. The works areas for the Works Contract are shown in **Appendix A**.

### 3.3 CONSTRUCTION PROGRAMME AND ACTIVITIES

A summary of the major construction activities undertaken in this reporting period is shown in **Table 3.1**. The construction programme is presented in **Appendix B**.

**TABLE 3.1 SUMMARY OF THE CONSTRUCTION ACTIVITIES UNDERTAKEN DURING THE REPORTING PERIOD**

#### Construction Activities Undertaken During the Reporting Period

##### Near Sung Wong Toi Exit D (W1)

- ELS
- Pile cap works
- Pumping test
- On-site fabrication of Footbridge

##### Near Pak Tai Street (H2)

- Socket H pile

### 3.4 WORKS CONTRACT ORGANIZATION

The Works Contract organizational chart and contact details are shown in **Appendix C**.

### 3.5 STATUS OF ENVIRONMENTAL LICENCES, NOTIFICATION AND PERMITS

A summary of the valid permits, licences, and/or notifications on environmental protection for this Works Contract is presented in **Table 3.2**.

**TABLE 3.2 SUMMARY OF THE STATUS OF VALID ENVIRONMENTAL LICENCE, NOTIFICATION, PERMIT AND DOCUMENTATIONS**

Permit/ Licences/ Notification	Reference	Validity Period	Remarks
Environmental Permit	EP-438/2012/L	Throughout the Contract	Permit granted on 16 August 2024
Notification of Construction Works under the Air Pollution Control (Construction Dust) Regulation (Form NA)	493887	-	-
Construction Noise Permit	GW-RE0567-24	22/5/2024 – 21/11/2024	Permit granted on 10 May 2024
	GW-RE1077-24	05/09/2024 – 30/11/2024	Permit granted on 2 September 2024
	GW-RE1231-24	02/11/2024 – 17/11/2024	Permit granted on 27 September 2024
Wastewater Discharge Licence (Near Sung Wong Toi Exit D (W1))	EP682/242/0586/1/472199	22/12/2023 - 31/12/2028	Permit granted on 22 December 2023
Wastewater Discharge Licence (Near Pak Tai Street (H2))	EP682/242/0587/1/473300	7/02/2024 – 28/02/2029	Permit granted on 7 February 2024
Chemical Waste Producer Licence	WPN 5213-242-P2973-12	-	-
Billing Account for Disposal of Construction Waste	7048028	Throughout the Contract	-

## 4 ENVIRONMENTAL MONITORING REQUIREMENT

### 4.1 REGULAR CONSTRUCTION NOISE MONITORING

#### 4.1.1 MONITORING LOCATION

The proposed construction noise monitoring location for the construction phase of the Project, as recommended in the approved EM&A Manual, is listed in **Table 4.1** and shown in **Appendix D**. The proposed location has been agreed with the ER, EPD and IEC.

**TABLE 4.1 REGULAR CONSTRUCTION NOISE MONITORING LOCATION**

Monitoring Station	Description	Type of Measurement
NMS-CA-7 (a)	Skytower Tower 2 (at Podium Level)	Façade

**Note:**

Noise monitoring station with reference to the *SCL (TAW-HUH) Baseline Monitoring Report for Works Contract 1109 – To Kwa Wan and Ma Tau Wai Stations and Tunnels, July 2012*.

#### 4.1.2 MONITORING PARAMETER AND FREQUENCY

Weekly construction noise monitoring was conducted in accordance with the requirements stipulated in the approved EM&A Manual. If works are to be carried out during restricted hours, the conditions stipulated in the construction noise permit issued by the Noise Control Authority have to be followed. The monitoring schedule for this reporting period is shown in **Appendix E**.

The construction noise levels were measured in terms of the A-weighted equivalent continuous sound pressure level ( $L_{Aeq}$ ) in decibels dB(A).  $L_{Aeq}$  (30min) was used as the monitoring metric for the time period between 0700 – 1900 hours on normal weekdays. The measured noise levels were logged every 5 minutes throughout the monitoring period.

#### 4.1.3 MONITORING EQUIPMENT AND METHODOLOGY

Construction noise monitoring was performed using sound level meter at the designated monitoring station NMS-CA-7. Construction noise measurements were conducted in accordance with the calibration and measurement procedures as stated in *Annex – General Calibration and Measurement Procedures of Technical Memorandum on Noise from Construction Work other than Percussive Piling (GW-TM)* issued under the *Noise Control Ordinance (NCO)* (Cap 400).

The sound level meter and calibrator used for the noise measurement, as listed in **Table 4.2**, comply with the IEC 651: 1979 and 804:1985 (Type 1) specification. The calibration certificates of the sound level meter and sound level calibrator are presented in **Appendix F**.

**TABLE 4.2 NOISE MONITORING EQUIPMENT**

Monitoring Station	Noise Monitoring Equipment
NMS-CA-7	Sound Level Meter – Rion NL-52 (00643049) Precision Acoustic Calibrator – Larson Davis CAL200 (16878)

Immediately prior to and following the noise measurements, the accuracy of the measurement equipment was checked using an acoustic calibrator generating a known sound pressure level at a known frequency.

Measurements were accepted when the calibration level from before and after the noise measurement agreed to be within 1.0 dB(A).

#### 4.1.4 ACTION AND LIMIT LEVELS

The Action and Limit Levels are presented in **Table 4.3** and the Event / Action Plan for construction noise monitoring is presented in **Appendix G**.

**TABLE 4.3 ACTION AND LIMIT LEVELS FOR CONSTRUCTION NOISE MONITORING**

Time Period	Monitoring Location	Action Level	Limit Level
0700-1900 hours on normal weekdays	NMS-CA-7	When one documented valid complaint is received	75 dB(A)

**Note:**

- (a) If works are to be carried out during restricted hours (ie, outside 0700 – 1900 from Monday to Saturday), the conditions stipulated in the construction noise permit issued by the Noise Control Authority have to be followed.

## 4.2 CONSTRUCTION DUST MONITORING

### 4.2.1 MONITORING LOCATION

The proposed dust monitoring station for the construction phase of the Project, as recommended in the approved EM&A Manual, is listed in **Table 4.4** and shown in **Appendix D**. The proposed location has been agreed with the ER, EPD and IEC.

**TABLE 4.4 CONSTRUCTION DUST MONITORING LOCATION**

Monitoring Station	Description
DMS-7	Skytower Tower 2 (podium level) (a)

**Note:**

Dust monitoring station proposed as DMS-7 in the approved EM&A Manual for SCL (TAW-HUH).

### 4.2.2 MONITORING PARAMETER AND FREQUENCY

TSP monitoring was conducted in a frequency of once every 6 days throughout the reporting period. The monitoring schedule for this reporting period is shown in **Appendix E**.



### 4.2.3 MONITORING EQUIPMENT

High volume sampler was used to measure 24-hour TSP levels respectively at the designated monitoring station. The equipment used for the construction dust monitoring is listed in **Table 4.5**.

**TABLE 4.5 CONSTRUCTION DUST MONITORING EQUIPMENT**

Monitoring Station	Dust Monitoring Equipment
DMS-7	High Volume Sampler – Tisch Environmental – TE-5170 (3958)

### 4.2.4 MONITORING METHODOLOGY

The measuring preparation and procedures of the 24-hour TSP HVS are as follows:

#### *Preparation of Filter Papers*

- Glass fibre filters were labelled and sufficient filters that were clean and without pinholes were selected;
- All filters were equilibrated in the conditioning environment for 24 hours before weighing. The conditioning environment temperature was around 25°C and not varied by more than 3°C; the relative humidity (RH) was 40%; and
- SGS Hong Kong Ltd, a HOKLAS accredited laboratory, implemented comprehensive quality assurance and quality control programmes on the filters.

#### *Field Monitoring*

- Power supply was checked to ensure that the HVSs were working properly;
- Filter holder and area surrounding the filter were cleaned;
- Filter holder was removed by loosening the foul bolts and a new filter, with stamped number upward, on a supporting screen was aligned carefully;
- Filter was properly aligned on the screen so that the gasket formed an airtight seal on the outer edges of the filter;
- Swing bolts were fastened to hold the filter holder down to the frame. The pressure applied should be sufficient to avoid air leakage at the edges;
- Shelter lid was closed and secured with an aluminium strip;
- HVS was warmed-up for about 5 minutes to establish run-temperature conditions;
- A new flow rate record sheet was inserted into the flow recorder;
- Flow rates of the HVSs were checked and adjusted to between 1.22 - 1.37 m<sup>3</sup>min<sup>-1</sup>, which was within the range specified in the EM&A Manual (i.e. 0.6 - 1.7 m<sup>3</sup>min<sup>-1</sup>);
- Programmable timer was set for a sampling period of 24 hours ± 1 hour, and the starting time, weather condition and filter number were recorded;
- Initial elapsed time was recorded;
- At the end of sampling, the sampled filter was removed carefully and folded in half so that only surfaces with collected particulate matter were in contact;
- Filter paper was placed in a clean plastic envelope and sealed;

- All monitoring information was recorded on a standard data sheet; and
- Filters were sent to SGS Hong Kong Ltd for analysis.

### Maintenance and Calibration

- HVS and its accessories were maintained in a good working condition. For example, motor brushes were replaced routinely and electrical wiring was checked to ensure a continuous power supply; and
- Flow rate of the HVS with mass flow controller was calibrated using an orifice calibrator. Initial calibrations of the dust monitoring equipment were conducted upon installation and prior to commissioning. Five-point calibration was carried out for HVS using TE-5025A Calibration Kit. HVS is calibrated every six-month. The calibration record for the HVS is included in **Appendix F**.

### 4.2.5 WIND DATA MONITORING

Wind data (wind speed and direction) at the Kai Tak meteorological station during the monitoring period were obtained from the Hong Kong Observatory (HKO) and presented in **Appendix K**.

### 4.2.6 ACTION AND LIMIT LEVELS

The Action and Limit levels have been established and are presented in Error! Reference source not found.. The Event / Action Plan for dust monitoring is presented in **Appendix G**.

TABLE 4.6 ACTION AND LIMIT LEVELS FOR CONSTRUCTION DUST MONITORING

Monitoring Location	Parameter	Action Level, $\mu\text{g}/\text{m}^3$ (a)	Limit Level, $\mu\text{g}/\text{m}^3$
DMS-7	24-Hour TSP	166.7	260

**Note:**

(a) Reference to SCL (TAW-HUH) Baseline Monitoring Report for Works Contract 1109 – To Kwa Wan and Ma Tau Wai Stations and Tunnels, July 2012.

## 4.3 CULTURE HERITAGE

In accordance with the approved EM&A Manual, appropriate vibration monitoring on the identified built heritage shall be agreed with the Building Department (BD)/Geotechnical Engineering Office (GEO) under the requirement of Buildings Ordinance as appropriate. Vibration levels shall be controlled to appropriate levels. Vibration monitoring shall be carried out by the Contractor.

As foundation works were undertaken, vibration monitoring was conducted by the Contractor at designated monitoring locations during the reporting period. No non-compliance was recorded.

## 4.4 LANDSCAPE AND VISUAL MITIGATION MEASURES

In accordance with the approved EM&A Manual, the landscape and visual mitigation measures shall be implemented and site inspection shall be conducted once every two

weeks throughout the construction period. The implementation status is given in **Appendix H**.

## 5 IMPLEMENTATION STATUS OF THE ENVIRONMENTAL PROTECTION REQUIREMENTS

The Contractor has implemented all the environmental mitigation measures and requirements as stated in the approved EIA Report, EP, approved EM&A Manual. The implementation status of the environmental mitigation measures for this Works Contract during the reporting period is summarised in **Appendix H**. The status of the required submissions under the EP for this Works Contract during this reporting period is presented in **Table 5.1**.

**TABLE 5.1 STATUS OF REQUIRED SUBMISSION UNDER THE WORKS CONTRACT DURING THE REPORTING PERIOD**

<b>EP Condition</b>	<b>Submission</b>	<b>Submission Date</b>
3.4	Monthly EM&A Report (September 2024)	14 October 2024

## 6 MONITORING RESULTS

### 6.1 REGULAR CONSTRUCTION NOISE MONITORING

Construction noise monitoring was carried out at the monitoring station during normal weekdays of the reporting period. The monitoring results together with their graphical presentations are presented in **Appendix I** and a summary of the construction noise monitoring results in this reporting period is given in **Table 6.1**.

**TABLE 6.1 SUMMARY OF THE CONSTRUCTION NOISE MONITORING RESULTS DURING THE REPORTING PERIOD**

Monitoring Station	Noise Monitoring Results		Limit Level
	Average (dB(A), $L_{eq}$ (30mins))	Range (dB(A), $L_{eq}$ (30mins))	dB(A), $L_{eq}$ (30mins)
NMS-CA-7	68.1	64.1-70.0	75

No exceedance of the Action and Limit Levels of construction noise was recorded during the reporting period.

### 6.2 CONSTRUCTION DUST MONITORING

Construction dust monitoring, in terms of 24-hour TSP level, was carried out at the designated monitoring station during the reporting period. The monitoring results together with their graphical presentations are presented in **Appendix J** and a summary of the construction dust monitoring results in this reporting period is given in **Table 6.2**.

**TABLE 6.2 SUMMARY OF THE CONSTRUCTION DUST MONITORING RESULTS DURING THE REPORTING PERIOD**

Monitoring Station	Parameter	TSP Monitoring Results ( $\mu\text{gm}^{-3}$ )		Action Level	Limit Level
		Average ( $\mu\text{gm}^{-3}$ )	Range ( $\mu\text{gm}^{-3}$ )	( $\mu\text{gm}^{-3}$ )	( $\mu\text{gm}^{-3}$ )
DMS-7	24-hour TSP	33	19-42	166.7	260

No exceedance of the Action and Limit Levels of construction noise was recorded during the reporting period.

### 6.3 CULTURAL HERITAGE

As foundation works were undertaken, vibration monitoring was conducted by the Contractor at designated monitoring locations during the reporting period. No non-compliance was recorded.

### 6.4 WASTE MANAGEMENT

The waste generated from this Works Contract generally includes inert construction and demolition (C&D) materials, and non-inert C&D materials. Non-inert C&D materials are made up of general refuse, vegetative wastes and recyclable wastes such as plastics and

paper/cardboard packaging waste. The amount of waste generated during the reporting period are summarised in **Table 6.3**. Details of waste management data are presented in **Appendix L**.

**TABLE 6.3 QUANTITIES OF WASTE GENERATED FROM THE WORKS CONTRACT**

Reporting Period	Quantity					
	Inert C&D Materials	Chemical Waste	Non-inert C&D Materials			
			General Refuse/Veg etative Waste	Recycled materials		
				Paper/ cardboard	Plastics	Metals
October 2024	170m <sup>3</sup>	0 kg	0 m <sup>3</sup>	0 kg	0 kg	0 kg

## 6.5 LANDSCAPE AND VISUAL MITIGATION MEASURES

Bi-weekly inspection of the implementation of landscape and visual mitigation measures was conducted on 10 and 24 October 2024. Relevant mitigation measures given in **Appendix H** have been implemented. Required actions that were found are listed below:

### *10 October 2024*

There was no major observation during the site inspection.

### *24 October 2024*

There was no major observation during the site inspection.

## 7 ENVIRONMENTAL SITE INSPECTION

Joint weekly site inspections were conducted by representatives of the Contractor, Engineer and Contractor's ET on 3, 10, 17, 24 and 31 October 2024. The representative of the IEC joined the site inspection on 24 October 2024. No non-compliance was recorded during the site inspections. Findings and recommendations for the site inspection in this reporting month are summarised below:

### 3 October 2024

- The Contractor is reminded to cover the cement bags with impervious sheet at the main site
- The Contractor is reminded to clear the stagnant water near the water treatment plant at the main site

### 10 October 2024

- The Contractor is reminded to spray water on the exposed area during rock-breaking works at the main site.
- The Contractor is reminded to fix the entrance gate of the heritage site

### 17 October 2024

- The Contractor is reminded to fix the broken water pipe in the rock breaking area at the main site
- The Contractor is reminded to clear the drip tray in the water treatment facility at the main site
- The Contractor is reminded to water the haul road at the main site to avoid dust generation
- The Contractor is reminded to spray water on the exposed area during rock-breaking works at the main site.

### 24 October 2024

- The Contractor is reminded to clear the drip tray in the water treatment facility at the main site
- The Contractor is reminded to store the chemicals in bunded area at the main site
- The Contractor is reminded to spray water at the exposed area at the main site

### 31 October 2024

- The Contractor is reminded to provide sandbag barriers in Area H2-Pak Tai Street
- The Contractor is reminded to have the accurate NRMM Label and Noise Emission Label for inspection in Area H2-Pak Tai Street



## 8 ENVIRONMENTAL NON-COMPLIANCE

### 8.1 SUMMARY OF MONITORING EXCEEDANCE

No exceedance of the Action and Limit Levels of the construction noise was recorded during the reporting period.

No exceedance of the Action and Limit Levels of construction dust monitoring was recorded during the reporting period.

### 8.2 SUMMARY OF ENVIRONMENTAL NON-COMPLIANCE

No non-compliance event was recorded during the reporting period.

### 8.3 SUMMARY OF ENVIRONMENTAL COMPLIANT

No environmental complaint was received during this reporting period. The cumulative environmental complaint log is shown in **Appendix M**.

### 8.4 SUMMARY OF ENVIRONMENTAL SUMMONS AND SUCCESSFUL PROSECUTION

No summon or prosecution was received during the reporting period. The cumulative summon/prosecution log is shown in **Appendix M**.

## 9 UPCOMING WORKS FOR THE NEXT REPORTING PERIOD

### 9.1 CONSTRUCTION ACTIVITIES FOR THE COMING MONTH

Works to be undertaken in the next reporting period are summarised in **Table 8.1**.

**TABLE 9.1 CONSTRUCTION ACTIVITIES TO BE UNDERTAKEN DURING THE NEXT REPORTING PERIOD**

#### Construction Activities Undertaken during the Next Reporting Period

Near Sung Wong Toi Exit D (W1)

- ELS
- Pipe cap works
- On-site fabrication of Footbridge

Near Pak Tai Street (H2)

- Socket H Pile

### 9.2 MONITORING SCHEDULE FOR THE NEXT MONTH

The tentative schedule of construction noise monitoring and construction dust monitoring in the next reporting period is presented in **Appendix E**.

### 9.3 CONSTRUCTION PROGRAMME FOR THE NEXT MONTH

The construction programme for the Project for the next reporting period is presented in **Appendix B**.

## 10 CONCLUSIONS

This is the 16th EM&A Report presenting the EM&A works undertaken during the period from 1 October 2024 to 31 October 2024 in accordance with the approved EM&A Manual, the requirements under Environmental Permit EP-438/2012/L.

No exceedance of the Action and Limit Levels of the construction noise was recorded during the reporting period.

No exceedance of the Action and Limit Levels of construction dust monitoring was recorded during the reporting period.

No non-compliance event was recorded during the reporting period.

No environmental complaint was received during this reporting period.

No summon or prosecution was received during the reporting period.

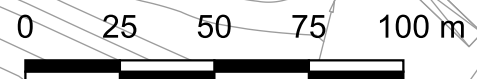
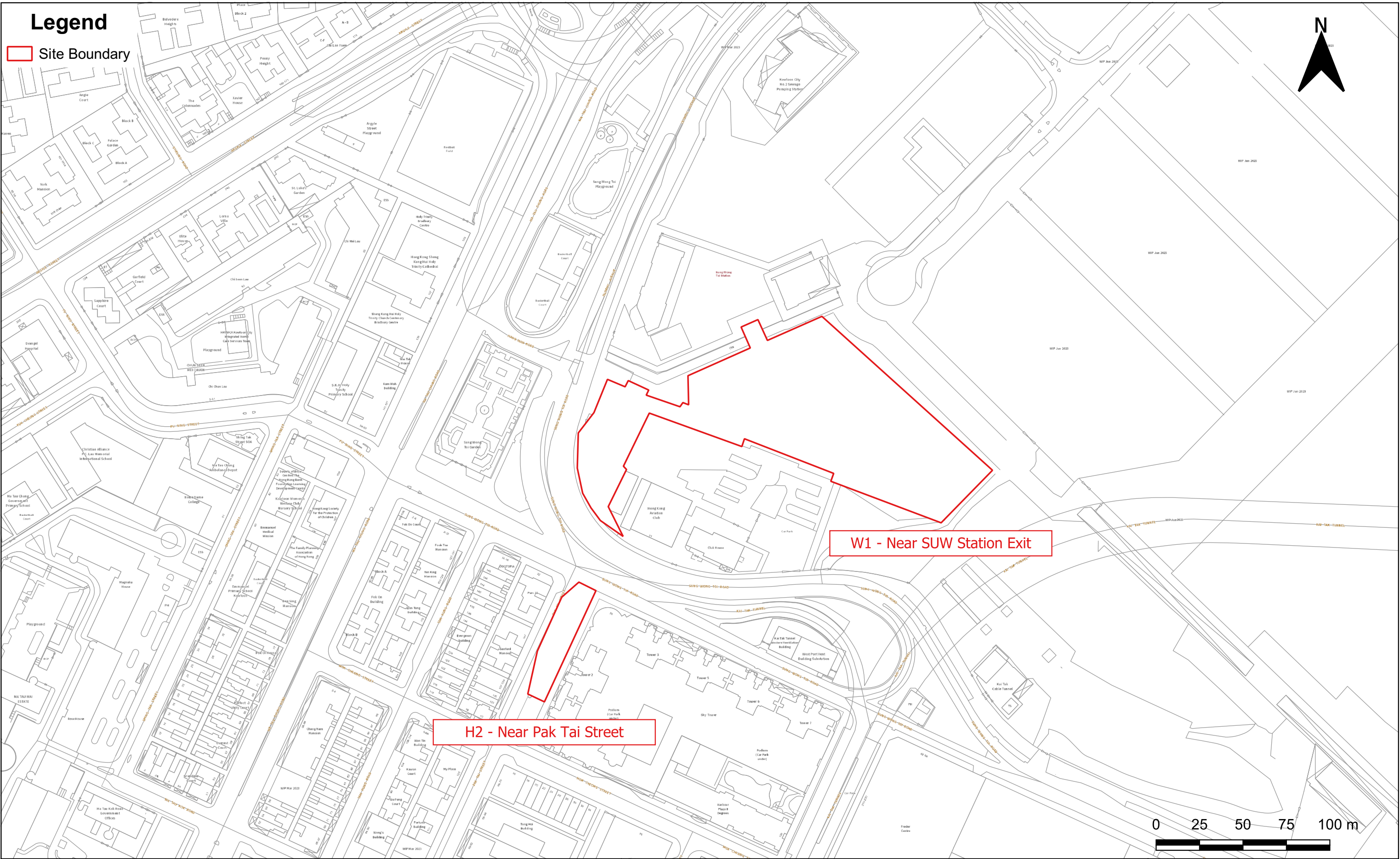
The Contractor has implemented possible and feasible mitigation measures to mitigate the potential environmental impacts during construction. The Contractor's ET will continue to keep track of the EM&A programme to ensure compliance of environmental requirements and the effectiveness and efficiency of the mitigation measures implemented. If necessary, the Contractor will provide more mitigation measures to further alleviate the impacts.



APPENDIX A SITE LAYOUT PLAN FOR THE WORKS  
CONTRACT

# Legend

 Site Boundary



Appendix A

## Site Layout Plan for the Works Contract No. 11286

File: P:\Projects\0699635 Paul Y SCL C11286 ET.CH\08 GIS\11286.ggz  
Date: 8/7/2023

**Environmental  
Resources  
Management**





**ERM**

**APPENDIX B CONSTRUCTION PROGRAMME FOR THE  
REPORTING MONTH AND COMING MONTHS**

Activity ID	Activity Name	Original Duration	Start	Finish	Total Float	Activity % Complete	Variance - BL Project Start Date	Variance - BL Project Finish	Variance - BL Project Duration	2024		2025			
										Oct 17	Nov 18	Dec 19	Jan 20	Feb 21	
<b>CONTRACT NO. 11286 Revised Programme for Acceptance (DD:31-Oct-24)</b>															
<b>CONTRACT DATES</b>															
<b>The Whole of the Works</b>															
11286-#PD-01010	Duration for the whole of the Works (36-Months)	1067	12-Jun-23 A	15-Jun-27	-381	0%	18	-380	-398						
<b>Cost Centre A: PRELIMINARIES, EDOC and STATUTORY SUBMISSION and APPROVAL</b>															
<b>Management Plan Submission Schedule</b>															
<b>TTMS Scheme for the Whole of the Works to be submitted (Ref: S240.2.3)</b>															
11286-#MP-01750	Prepare and Submit TTMS Scheme for the Temp tower at central median (Start within 4-weeks)	28	22-Aug-23 A	03-Dec-24	751	20%	-19	-374	-355						
11286-#MP-01760	SLG Review and Acceptance of TTMS Scheme for the Temp tower at central median	21	22-Aug-23 A	26-Nov-24	757	75%	9	-347	-356						
<b>Digital Construction Site Management System (DCSMS) (Ref: S815.4.3)</b>															
11286-#MP-01940	Establish, Training and Trials of Digital Construction Site Management System	21	06-Sep-23 A	01-Nov-24	778	92%	21	-301	-322						
<b>Design, Review and Approvals</b>															
<b>Temporary Works Design (Required BD Submission)</b>															
<b>Approach Lobby - Concourse Hoarding Design Submission and Approvals</b>															
<b>Approach Lobby - Concourse Hoarding Phase 2</b>															
11286-DES-02060	Concourse Hoarding Design - MTR (2nd) Review - (Phase 2)	21	01-Nov-24	25-Nov-24	53	0%	-108	-108	0						
11286-DES-02070	Concourse Hoarding Design - MTR Endorsement for SSCC Submission - (Phase 2)	7	26-Nov-24	03-Dec-24	53	0%	-108	-108	0						
11286-DES-02080	Concourse Hoarding Design - SSCC Review and Consultation - (Phase 2)	28	04-Dec-24	08-Jan-25	53	0%	-108	-108	0						
<b>External Cladding (Aluminum / Glass Wall) Design Submission and Approvals</b>															
11286-DES-02490	External Cladding & Ceiling Design for Footbridge - BD Review and Consultation	28	28-Mar-24 A	03-Dec-24	-2	0%	81	-95	-176						
11286-DES-02491B	External Cladding & Ceiling Design for Footbridge - BD Approval of Fabrication Drawings	28	01-Nov-24	03-Dec-24	43	0%			-32						
11286-DES-02492	Framed Glass Wall (EntC and AL) Design - Prepare and Submit	21	01-Nov-24*	25-Nov-24	50	0%	-130	-130	0						
11286-DES-02495	Framed Glass Wall (EntC and AL) Design - MTR Endorsement for BD Submission	21	01-Nov-24	25-Nov-24	50	0%	-130	-130	0						
11286-DES-02497	Framed Glass Wall (EntC and AL) Design - BD Submission and Approval of Fabrication Drawings	28	01-Nov-24	03-Dec-24	43	0%	-137	-137	0						
11286-DES-02493	Framed Glass Wall (EntC and AL) Design - MTR (1st) Review	21	01-Nov-24	25-Nov-24	50	0%	-130	-130	0						
11286-DES-02491A	External Cladding & Ceiling Design for Footbridge - BD Submission of Fabrication Drawings	28	01-Nov-24	03-Dec-24	751	0%			-32						
11286-DES-02494	Framed Glass Wall (EntC and AL) Design - PY Revised and Re-submit	7	18-Nov-24	25-Nov-24	50	0%	-130	-130	0						
11286-DES-02496	Framed Glass Wall (EntC and AL) Design - BD Review and Consultation	7	18-Nov-24	25-Nov-24	50	0%	-130	-130	0						
<b>Temporary Works Design (Non-BD Submission)</b>															
<b>Traffic Deck Over Archeological Zone Design &amp; ICE Check</b>															
11286-DES-02800	Traffic Deck Over Arch Zone - Prepare and Submit PM & ICE Check	21	04-Sep-23 A	01-Nov-24	778	50%	0	-324	-324						
11286-DES-02840	Traffic Deck Over Arch Zone - PM Endorsement	14	01-Nov-24	16-Nov-24	765	0%	-151	-151	0						
<b>Temporary Bridge Tower Design &amp; ICE Check</b>															
11286-DES-02860	Temporary Bridge Tower Design - PM (1st) Review	21	03-Jan-24 A	07-Nov-24	773	90%	42	-189	-231						
11286-DES-02870	Temporary Bridge Tower Design - PY Revised and Re-submit	7	01-Aug-24 A	08-Nov-24	772	0%	-61	-137	-76						
11286-DES-02880	Temporary Bridge Tower Design - PM (2nd) Review	21	15-Aug-24 A	11-Nov-24	770	0%	-66	-118	-52						
11286-DES-02890	Temporary Bridge Tower Design - PM Endorsement	7	21-Aug-24 A	12-Nov-24	-36	50%	-50	-112	-62						
<b>BIM Preparation and Submission</b>															
11286-DES-03400	BIM preparation for BS BOH works before breakthrough	146	04-Dec-23 A	18-Nov-24	764	80%			-320						
<b>MCS and SBSCS Interface Submission</b>															
11286-DES-3450	BS Interface Plan Submission and Approval	71	30-Jan-24 A	25-Jan-25	52	30%	48	-175	-223						
11286-DES-3470	BS Detailed Interface Testing Plan (DITP) Submission and Approval	24	19-Mar-24 A	28-Nov-24	99	30%	69	-115	-184						
11286-DES-3460	BS Detailed Interface Specification (DIS) Submission and Approval	70	14-May-24 A	24-Jan-25	53	30%	-34	-175	-141						
11286-DES-3480	BS Interface Test Specification (ITSP) Submission and Approval	73	01-Nov-24*	28-Jan-25	50	0%	-91	-91	0						
<b>EDOC Submission and Approval</b>															
<b>Hoarding Installation &amp; ABWF Removal</b>															
11286-DES-03150	EDOC for Installation of Breakthrough Hoarding (Phase 2) & ABWF Removal at SUW Concourse Level - Prepare & Submit PM	28	01-Nov-24	03-Dec-24	19	0%	-76	-76	0						
11286-DES-03180	EDOC for Installation of Breakthrough Hoarding (Phase 2) & ABWF Removal at SUW Concourse Level - PM (1st) Review	28	04-Dec-24	08-Jan-25	19	0%	-76	-76	0						
11286-DES-03170	EDOC for Installation of Breakthrough Hoarding & ABWF Removal at SUW Concourse Level - PY Revised and Re-submit	7	09-Jan-25	16-Jan-25	19	0%	-76	-76	0						
11286-DES-03180	EDOC for Installation of Breakthrough Hoarding & ABWF Removal at SUW Concourse Level - PM (2nd) Review	28	17-Jan-25	21-Feb-25	19	0%	-76	-76	0						
<b>Civil Breakthrough (Approach Lobby / ADIT Area)</b>															
11286-DES-03080	EDOC for Civil Breakthrough - PM (1st) Review	28	16-Apr-24 A	03-Dec-24	48	0%	17	-147	-164						
11286-DES-03070	EDOC for Civil Breakthrough - PY Revised and Re-submit	7	04-Dec-24	11-Dec-24	48	0%	-151	-151	0						
11286-DES-03080	EDOC for Civil Breakthrough - PM (2nd) Review	28	12-Dec-24	16-Jan-25	48	0%	-151	-151	0						
11286-DES-03090	EDOC for Civil Breakthrough - PM Endorsement	12	17-Jan-25	03-Feb-25	48	0%	-151	-151	0						
<b>ABWF and Hoarding Removal</b>															
11286-DES-03200	EDOC for Construction of reflected ceiling at concourse level - Prepare & Submit PM	28	01-Nov-24	03-Dec-24	137	0%	-151	-151	0						
11286-DES-03210	EDOC for Construction of reflected ceiling at concourse level - PM (1st) Review	28	04-Dec-24	08-Jan-25	137	0%	-151	-151	0						
11286-DES-03220	EDOC for Construction of reflected ceiling at concourse level - PY Revised and Re-submit	7	09-Jan-25	16-Jan-25	137	0%	-151	-151	0						
11286-DES-03230	EDOC for Construction of reflected ceiling at concourse level - PM (2nd) Review	28	17-Jan-25	21-Feb-25	137	0%	-151	-151	0						
<b>Existing E&amp;M Panel Inspection at BOH of SUW Station</b>															
11286-DES-03340	EDOC for Checking, Inspection and Modification of Existing E&M Panels at BOH of SUW Station - PM Endorsement	13	01-Nov-24	15-Nov-24	742	0%	-130	-130	0						
<b>Modification and Installation of E&amp;M works at SUW Station</b>															
		13	01-Nov-24	15-Nov-24	742	0%	-130	-130	0						

- ◆ Milestone
- ▬ Overall Summary Bar
- ▬ Sub-Summary Bar
- ▬ Critical Bar
- ▬ Non-Critical Bar
- ▬ Actual Work
- ▬ Primary Baseline

**MTR 11286 Pedestrian Link Connecting Pak Tai Street and Sung Wong Toi Station**  
**3 Months Rolling Programme (Nov 2024 to Jan 2025)**  
**(DD 20241031)**

(1 of 8)

Date	Revision	Checked	Approved
31-Oct-24	MTR 11286 Revised for Acceptance		







Activity ID	Activity Name	Original Duration	Start	Finish	Total Float	Activity % Complete	Variance - BL Project Start Date	Variance - BL Project Finish	Variance - BL Project Duration	2024					2025		
										Oct 17	Nov 18	Dec 19	Jan 20	Feb 21			
<b>Trial Panel Works</b>																	
11286-CON-A1013b	Trial Panel Works	13	23-Oct-24 A	13-Nov-24	944	0%			-25	Trial Panel Works							
<b>Pier P3 Works</b>																	
<b>Preparation for &amp; Erection of Segments 4&amp;5 + Backfill Works</b>																	
11286-CON-A1013e	Preparation for Erection of Segments 4 & 5	11	01-Nov-24	14-Nov-24	24				-11	Preparation for Erection of Segments 4 & 5							
11286-CON-A1013h	Removal of Temporary Backfilling	4	08-Nov-24	14-Nov-24	21	0%			-4	Removal of Temporary Backfilling							
11286-CON-A1013e10	Erection of Segment 5	0		08-Nov-24	31	0%			0	◆ Erection of Segment 5							
11286-CON-A1013e20	Erection of Segment 4	0		08-Nov-24*	31	0%			0	◆ Erection of Segment 4							
<b>Pier P3 - RC Works, Curing &amp; Backfill</b>																	
11286-CON-04860	Pier 3 - Construct Columns & Pier 3 near HKAC (12d/pier)	12	14-Nov-24	28-Nov-24	26	0%	-82	-82	-5	Pier 3 - Construct Columns & Pier 3 near HKAC (12d/pier)							
11286-CON-A1014	Pier 3 - Rebar Fixing for Pier Column	4	14-Nov-24*	18-Nov-24	905	0%			0	Pier 3 - Rebar Fixing for Pier Column							
11286-CON-A1015	Pier 3 - Formwork Installation for Pier Column	2	18-Nov-24*	20-Nov-24	905	0%			-2	Pier 3 - Formwork Installation for Pier Column							
11286-CON-A1016	Pier 3 - Casting Pier 3 (Column)	1	20-Nov-24*	21-Nov-24	905	0%			-1	Pier 3 - Casting Pier 3 (Column)							
11286-CON-A1018	Pier 3 - Formwork Installation for Pier Head	2	21-Nov-24*	23-Nov-24	905	0%			-2	Pier 3 - Formwork Installation for Pier Head							
11286-CON-A1019	Pier 3 - Rebar Fixing for Pier Head	4	23-Nov-24*	27-Nov-24	905	0%			-5	Pier 3 - Rebar Fixing for Pier Head							
11286-CON-A1020	Pier 3 - Concrete Casting Pier 3	1	27-Nov-24*	28-Nov-24	905	0%			-1	Pier 3 - Concrete Casting Pier 3							
11286-CON-A1021	Pier 3 - Curing of Pier 3	17	28-Nov-24*	15-Dec-24	905	0%			-19	Pier 3 - Curing of Pier 3							
11286-CON-A1022d	Pier 3 - Installation of Bearing at PC3	11	28-Nov-24*	09-Dec-24	911	0%			-12	Pier 3 - Installation of Bearing at PC3							
11286-CON-A1022e	Pier 3 - Backfilling	5	16-Dec-24	20-Dec-24	647	0%			-5	Pier 3 - Backfilling							
<b>Pier P2 Works</b>																	
<b>Pier P2 - RC Works, Curing &amp; Backfill</b>																	
11286-CON-04850	Construct Columns & Pier 2 near HKAC (12d/pier)	16	11-Nov-24	28-Nov-24	27	0%	-99	-103	-4	Construct Columns & Pier 2 near HKAC (12d/pier)							
11286-CON-A1053	Pier 2 - Rebar Fixing for Pier Column	3	11-Nov-24*	13-Nov-24	650	0%			-3	Pier 2 - Rebar Fixing for Pier Column							
11286-CON-A1054	Pier 2 - Formwork Installation for Pier Column	2	14-Nov-24*	15-Nov-24	650	0%			-2	Pier 2 - Formwork Installation for Pier Column							
11286-CON-A1055	Pier 2 - Casting Pier 2 (Column)	1	15-Nov-24*	16-Nov-24	912	0%			-1	Pier 2 - Casting Pier 2 (Column)							
11286-CON-A1056	Pier 2 - Formwork Installation of Pier Head	2	18-Nov-24*	19-Nov-24	651	0%			-2	Pier 2 - Formwork Installation of Pier Head							
11286-CON-A1056A	Pier 2 - Rebar Fixing for Pier Head	4	19-Nov-24*	24-Nov-24	911	0%			-5	Pier 2 - Rebar Fixing for Pier Head							
11286-CON-A1058	Pier 2 - Casting Pier 2	1	27-Nov-24*	28-Nov-24	908	0%			-1	Pier 2 - Casting Pier 2							
11286-CON-A1059	Pier 2 - Curing of Pier 2	17	28-Nov-24*	15-Dec-24	908	0%			-19	Pier 2 - Curing of Pier 2							
11286-CON-A1060	Pier 2 - Installation of Bearing at PC2	11	28-Nov-24*	09-Dec-24	914	0%			-12	Pier 2 - Installation of Bearing at PC2							
11286-CON-A1061	Pier 2 - Backfilling	4	15-Dec-24*	19-Dec-24	908	0%			-5	Pier 2 - Backfilling							
<b>Pier P1 &amp; P2 Curing and gaining 28day Strength</b>																	
11286-CON-04870	Curing Period for Pier P2 & P3 (1M for strength)	28	28-Nov-24	26-Dec-24	34	0%	-99	-99	0	Curing Period for Pier P2 & P3 (1M for strength)							
11286-CON-04861	Install Bearing Plate for P2 & P3 + Curing for Grouting	14	28-Nov-24	14-Dec-24	82	0%	-65	-65	0	Install Bearing Plate for P2 & P3 + Curing for Grouting							
<b>FootBridge Structure</b>																	
<b>(Advance Works) FootBridge Erection for Temporary Support Towers</b>																	
<b>Construction of Temporary Support Towers</b>																	
<b>T3</b>																	
11286-CON-14881b	Temporary Support Tower T3 - Erect Quadshore	6	01-Nov-24	06-Nov-24	-13				-6	Temporary Support Tower T3 - Erect Quadshore							
11286-CON-14881a	Temporary Support Tower T3 - Construct RC Footing	5	01-Nov-24*	05-Nov-24	-18	0%			-5	Temporary Support Tower T3 - Construct RC Footing							
<b>T4</b>																	
11286-CON-14882a	Temporary Support Tower T4 - Construct RC Footing	10	01-Nov-24*	10-Nov-24	-42	0%			-10	Temporary Support Tower T4 - Construct RC Footing							
11286-CON-14882b	Temporary Support Tower T4 - Erect Quadshore	9	13-Nov-24	21-Nov-24	-43	0%			-9	Temporary Support Tower T4 - Erect Quadshore							
<b>T5</b>																	
11286-CON-14883a	Temporary Support Tower T5 - Construct RC Footing	10	01-Nov-24	10-Nov-24	947	0%			-10	Temporary Support Tower T5 - Construct RC Footing							
11286-CON-14883b	Temporary Support Tower T5 - Erect Quadshore	9	13-Nov-24	21-Nov-24	-43	0%			-9	Temporary Support Tower T5 - Erect Quadshore							
<b>T7</b>																	
11286-CON-14885a	Temporary Support Tower T7 - Construct RC Footing	11	22-Nov-24	02-Dec-24	903	0%			-11	Temporary Support Tower T7 - Construct RC Footing							
11286-CON-14885b	Temporary Support Tower T7 - Erect Quadshore	7	23-Jan-25	29-Jan-25	852	0%			-7	Temporary Support Tower T7							
<b>T8</b>																	
11286-CON-14884a	Temporary Support Tower T8 - Construct RC Footing	11	22-Nov-24	02-Dec-24	-43	0%			-11	Temporary Support Tower T8 - Construct RC Footing							
11286-CON-14884b	Temporary Support Tower T8 - Erect Quadshore	7	23-Jan-25*	29-Jan-25	0	0%			-7	Temporary Support Tower T8							
<b>10</b>																	
11286-CON-14887a	Temporary Support Tower T10- Construct RC Footing	12	10-Jan-25*	22-Jan-25	-74	0%			-12	Temporary Support Tower T10- Const							
11286-CON-14887b	Temporary Support Tower T10 - Erect Quadshore	8	22-Jan-25	30-Jan-25*	-74	0%			-8	Temporary Support Tower T10							
<b>Footbridge - Box Frame Structure (Segment 1-4)</b>																	
<b>Segment 3 and 4</b>																	
<b>Segment 3 &amp; 4 - Lifting &amp; Erect Scaffold</b>																	
<b>Fabrication + Prepare for Erection</b>																	
11286-CON-34901	On-site Prefabrication & Assembly (welding and testing) for Footbridge Segment 3 & 4	25	13-Sep-24 A	09-Nov-24	89	70%	-14	-36	-22	On-site Prefabrication & Assembly (welding and testing) for Footbridge Segment 3 & 4							
11286-CON-34900b	On-site Prefabrication & Assembly (installation & weld) for Footbridge Segment 3 & 4 (50%)	7	21-Sep-24 A	08-Nov-24	96	0.5%			-45	On-site Prefabrication & Assembly (installation & weld) for Footbridge Segment 3 & 4 (50%)							
11286-CON-34900c	On-site Prefabrication & Assembly (installation & weld) for Footbridge Segment 3 & 4 (75%)	7	08-Nov-24	16-Nov-24	96	0%			-8	On-site Prefabrication & Assembly (installation & weld) for Footbridge Segment 3 & 4 (75%)							
11286-CON-34902	On-site Prefabrication & Assembly (FRP touch up) for Footbridge Segment 3 & 4	14	09-Nov-24	26-Nov-24	89	0%	-36	-36	0	On-site Prefabrication & Assembly (FRP touch up) for Footbridge Segment 3 & 4							
<b>Erection Segments 3 &amp; 4</b>																	
11286-CON-34920	Erection of Segment 3 (Full Truss) (L=13.7m) (Overnight Lifting) (1NTH)	1	09-Nov-24*	09-Nov-24	77	0%	35	35	0	Erection of Segment 3 (Full Truss) (L=13.7m) (Overnight Lifting) (1NTH)							

- ◆ Milestone
- █ Overall Summary Bar
- ▬ Sub-Summary Bar
- █ Critical Bar
- █ Non-Critical Bar
- █ Actual Work
- ▬ Primary Baseline

## MTR 11286 Pedestrian Link Connecting Pak Tai Street and Sung Wong Toi Station 3 Months Rolling Programme (Nov 2024 to Jan 2025) (DD 20241031)

Date	Revision	Checked	Approved
31-Oct-24	MTR 11286 Revised for Acceptance		

Activity ID	Activity Name	Original Duration	Start	Finish	Total Float	Activity % Complete	Variance - BL Project Start Date	Variance - BL Project Finish	Variance - BL Project Duration	2024					2025	
										Oct 17	Nov 18	Dec 19	Jan 20	Feb 21		
<b>Install Scaffolding</b>																
11286-CON-34989	Erection of Scaffolding for High Zone Installation for Footbridge Segment 3	7	11-Nov-24	18-Nov-24	77	0%	35	35	0							
<b>Misc Works after Erection</b>																
11286-CON-34940	Footbridge (Segment 3) - Bridge Alignment, Full Welding Connections & NDT (Day-Time)	16	19-Nov-24	06-Dec-24	77	0%	28	28	0							
11286-CON-34941	Footbridge (Segment 3) - FRP Touch Up for connection (Day-Time)	12	07-Dec-24	20-Dec-24	77	0%	28	28	0							
<b>Install Bondek</b>																
11286-CON-34950	Footbridge (Segment 3 & 4) - Install Metal Bondek at Floor & Roof Level (Day-Time)	7	31-Dec-24	09-Jan-25	89	0%	-64	-64	0							
<b>Segment 3 - Floor Level</b>																
11286-CON-35040	ABWF Works (Floor Level) - Install Metal Balustrate for Footbridge Segment 3	14	21-Dec-24	09-Jan-25	246	0%	0	0	0							
<b>Segment 3 - Below Deck Level</b>																
11286-CON-34904	Install ABWF Cladding (Low Zone) for Footbridge Segment 3 & 4	28	31-Dec-24	06-Feb-25	272	0%	-50	-50	0							
<b>Segment 3 - Ceiling Level</b>																
11286-CON-34908	ABWF Works (Ceiling Level) - Install Ceiling Sub-Frame for Lighting before lifting for Footbridge Segment 3 & 4	1	21-Dec-24	21-Dec-24	245	0%	-57	-57	0							
11286-CON-35020	ABWF Works (Ceiling Level) - Install Ceiling Sub-Frame for Lighting for Footbridge Segment 3	6	10-Jan-25	16-Jan-25	275	0%	90	90	0							
<b>Segment 3 - Roof Level</b>																
11286-CON-34905	Install ABWF Cladding Support Frame (High Zone) for Footbridge Segment 3 & 4	14	21-Dec-24	09-Jan-25	255	0%	-15	-15	0							
11286-CON-34991	ABWF Works (Roof Level) - Install Roof Cladding for Footbridge Segment 3	42	10-Jan-25	03-Mar-25	260	0%	20	20	0							
11286-CON-34992	ABWF Works (Roof Level) - Install Cladding and Water Gutter for Footbridge Segment 3	28	10-Jan-25	14-Feb-25	255	0%	62	62	0							
<b>Segment 4</b>																
<b>Segment 4 - Lifting &amp; Erect Scaffold</b>																
11286-CON-44920	Erection of Segment 4 (Full Truss) (L=13.3m) (Overnight Lifting) (1NTH)	1	21-Nov-24	21-Nov-24*	-19	0%	40	40	1							
11286-CON-44921	Erection of Scaffolding for High Zone Installation for Footbridge Segment 4	7	21-Nov-24	29-Nov-24	67	0%	0	0	-8							
11286-CON-44940	Footbridge (Segment 4) - Bridge Alignment, Full Welding Connections & NDT (Day-Time)	16	29-Nov-24	18-Dec-24	67	0%	25	25	0							
11286-CON-44941	Footbridge (Segment 4) - FRP Touch Up for connection (Day-Time)	12	18-Dec-24	04-Jan-25	67	0%	25	25	0							
<b>Segment 4 - Floor Level</b>																
11286-CON-45040	ABWF Works (Floor Level) - Install Metal Balustrate for Footbridge Segment 4	14	04-Jan-25	21-Jan-25	236	0%	-3	-3	0							
<b>Segment 4 - Roof Level</b>																
11286-CON-44905	Install ABWF Cladding Support Frame (High Zone) for Footbridge Segment 4	14	04-Jan-25	21-Jan-25	245	0%	-170	-170	0							
11286-CON-44991	ABWF Works (Roof Level) - Install Roof Cladding for Footbridge Segment 4	42	21-Jan-25	14-Mar-25	250	0%	17	17	0							
11286-CON-44992	ABWF Works (Roof Level) - Install Cladding and Water Gutter for Footbridge Segment 4	28	21-Jan-25	26-Feb-25	245	0%	59	59	0							
<b>Segment 4 - Ceiling Level</b>																
11286-CON-44908	ABWF Works (Ceiling Level) - Install Ceiling Sub-Frame for Lighting before lifting for Footbridge Segment 4	1	04-Jan-25	06-Jan-25	235	0%	-204	-204	0							
11286-CON-45020	ABWF Works (Ceiling Level) - Install Ceiling Sub-Frame Frame for Lighting for Footbridge Segment 4	6	21-Jan-25	28-Jan-25	265	0%	-10	-10	0							
<b>Segments 1 and 2 (Fabrication &amp; Erection)</b>																
<b>Segments 1 &amp; 2 - Lifting &amp; Erect Scaffold</b>																
<b>Fabrication + Prepare for Erection</b>																
11286-CON-14900	On-site Prefabrication & Assembly (installation) for Footbridge Segment 1 & 2	28	06-Nov-24	07-Dec-24	-21	0%	-65	-65	0							
11286-CON-14900a	On-site Prefabrication & Assembly (installation & weld) for Footbridge Segment 1 & 2 (25%)	7	06-Nov-24	13-Nov-24	754	0%			-8							
11286-CON-14900b	On-site Prefabrication & Assembly (installation & weld) for Footbridge Segment 1 & 2 (50%)	7	14-Nov-24	21-Nov-24	754	0%			-8							
11286-CON-14900c	On-site Prefabrication & Assembly (installation & weld) for Footbridge Segment 1 & 2 (75%)	7	22-Nov-24	29-Nov-24	754	0%			-8							
11286-CON-14901	On-site Prefabrication & Assembly (welding and testing) for Footbridge Segment 1 & 2	25	09-Dec-24	09-Jan-25	-21	0%	-65	-65	0							
11286-CON-14902	On-site Prefabrication & Assembly (FRP touch up) for Footbridge Segment 1 & 2	14	10-Jan-25	25-Jan-25	-21	0%	-65	-65	0							
<b>Footbridge - Deck Frame Structure (Segment 5-10 &amp; 11)</b>																
<b>Segment 5 and 6</b>																
<b>Segment 5 &amp; 6 - Lifting &amp; Erect Scaffold</b>																
<b>Fabrication + Prepare for Erection</b>																
11286-CON-54900	On-site Prefabrication & Assembly Bottom Frame (installation) for Footbridge Segment 5 & 6	14	02-Jul-24 A	01-Nov-24	778	98%	-32	-120	-88							
11286-CON-54901	On-site Prefabrication & Assembly Bottom Frame (welding and testing) for Footbridge Segment 5 & 6	12	02-Jul-24 A	01-Nov-24	-17	97.99%	-18	-108	-90							
11286-CON-54900a	On-site Prefabrication & Assembly Bottom Frame (installation & weld) for Footbridge Segment 5 & 6 (25%)	14	02-Jul-24 A	01-Nov-24	778	98%			-115							
11286-CON-54900b	On-site Prefabrication & Assembly Bottom Frame (installation & weld) for Footbridge Segment 5 & 6 (50%)	14	02-Jul-24 A	01-Nov-24	778	98%			-115							
11286-CON-54900c	On-site Prefabrication & Assembly Bottom Frame (installation & weld) for Footbridge Segment 5 & 6 (75%)	14	02-Jul-24 A	01-Nov-24	778	98%			-115							
11286-CON-54902	On-site Prefabrication & Assembly Bottom Frame (FRP touch up) for Footbridge Segment 5 & 6	17	01-Nov-24	21-Nov-24	-17	0%	-108	-117	-9							
11286-CON-54950	Footbridge (Segment 5 & 6) - Install Metal Bondek at Floor & Roof Level (Day-Time)	7	07-Dec-24	16-Dec-24	93	0%	-131	-131	0							
<b>Erection Segments 5 &amp; 6</b>																
11286-CON-54920	Erection of Segment 5 (Full Truss) (L=12m) (Daytime Lifting)	1	01-Nov-24*	01-Nov-24	0	0%	-43	-43	0							
11286-CON-54923	Erection of Segment 6 (Full Truss) (L=12m) (Daytime Lifting)	1	02-Dec-24*	02-Dec-24	0	0%	-73	-44	24							
<b>Misc Works after Erection</b>																
11286-CON-54924	Footbridge (Segment 5 & 6) - Bridge Alignment, Full Welding Connections & NDT (Day-Time)	25	02-Dec-24	03-Jan-25	50	0%	-37	-37	0							
11286-CON-54925	Footbridge (Segment 5 & 6) - FRP Touch Up for connection (Day-Time)	18	03-Jan-25	24-Jan-25	50	0%	-37	-37	0							
11286-CON-54989	Erection of Scaffolding for High Zone Installation for Footbridge Segment 5 & 6	14	24-Jan-25	13-Feb-25	185	0%	-37	-37	0							
<b>Segment 5 &amp; 6 - Below Deck Level</b>																
11286-CON-54904	Install ABWF Cladding (Low Zone) for Footbridge Segment 5 & 6	28	24-Jan-25	01-Mar-25	237	0%	-177	-177	0							
<b>Segment 7 and 8</b>																
<b>Segment 7 &amp; 8 - Lifting &amp; Erect Scaffold</b>																
<b>Fabrication + Prepare for Erection</b>																
11286-CON-74900	On-site Prefabrication & Assembly Bottom Frame (installation) for Footbridge Segment 7 & 8	7	25-Nov-24	02-Dec-24	6	0%	-88	-88	0							

- ◆ Milestone
- █ Overall Summary Bar
- ▬ Sub-Summary Bar
- █ Critical Bar
- █ Non-Critical Bar
- █ Actual Work
- ▬ Primary Baseline

## MTR 11286 Pedestrian Link Connecting Pak Tai Street and Sung Wong Toi Station 3 Months Rolling Programme (Nov 2024 to Jan 2025) (DD 20241031)

Date	Revision	Checked	Approved
31-Oct-24	MTR 11286 Revised for Acceptance		





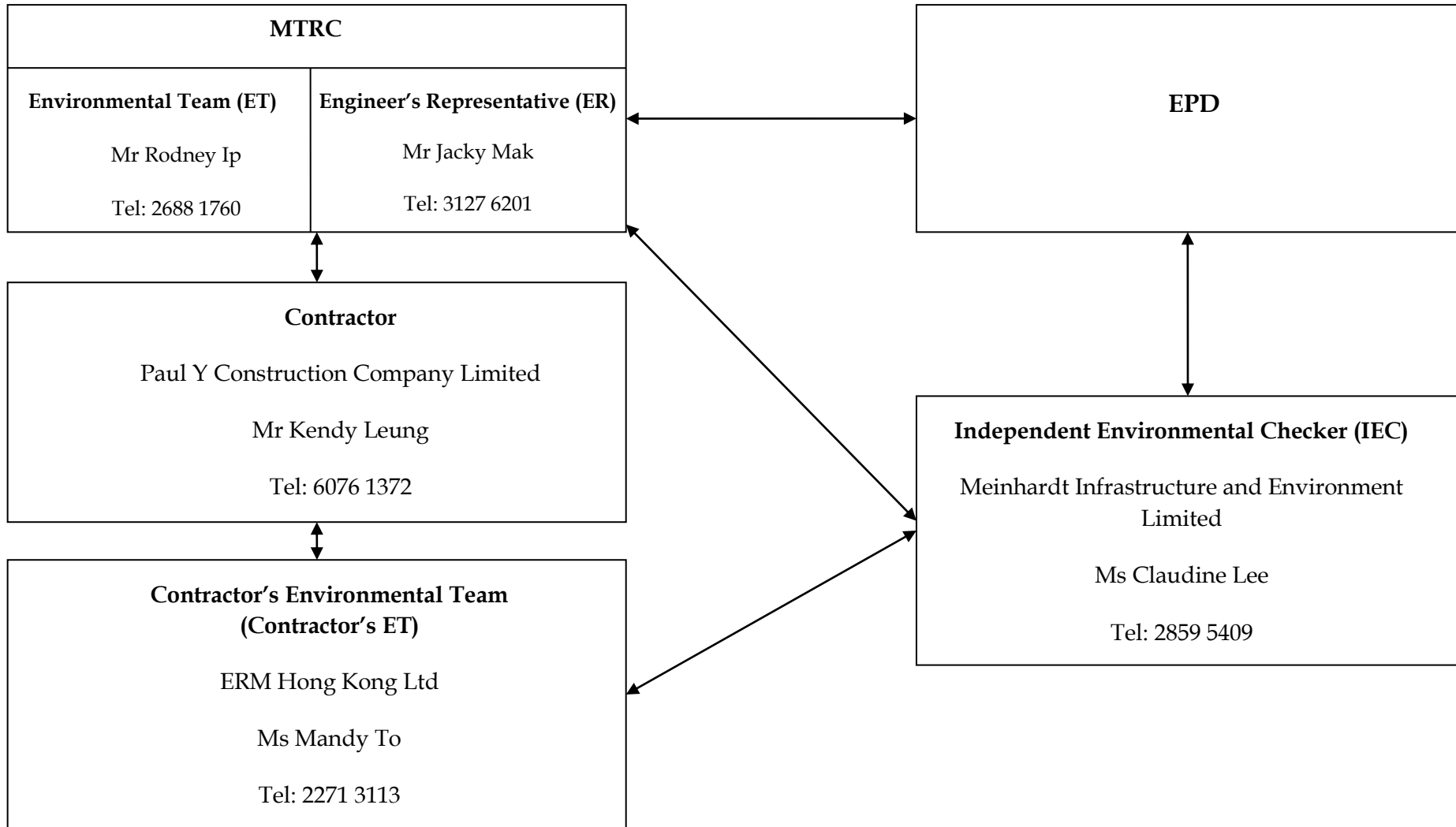




# ERM

## APPENDIX C PROJECT ORGANIZATION CHART AND CONTACT DETAILS

**Appendix C – Organization Chart of SCL Works Contract 11286**





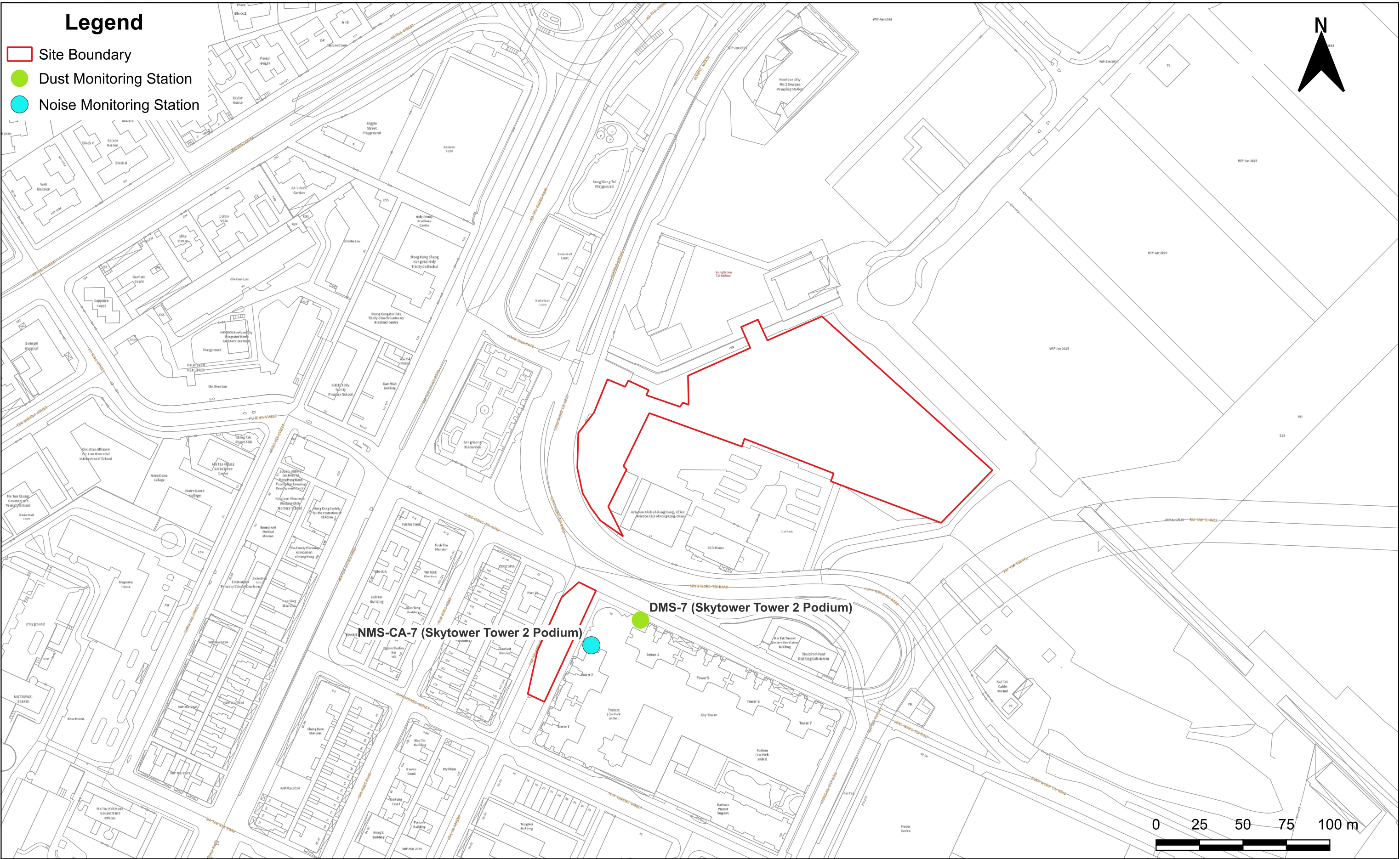


**ERM**

APPENDIX D LOCATIONS OF NOISE AND DUST  
MONITORING STATION

# Legend


- Site Boundary
- Dust Monitoring Station
- Noise Monitoring Station



NMS-CA-7 (Skytower Tower 2 Podium)

DMS-7 (Skytower Tower 2 Podium)





**ERM**

APPENDIX E MONITORING SCHEDULE OF THE  
REPORTING MONTH AND THE NEXT MONTH

## Tentative Monitoring Schedule in October 2024

SUNDAY	MONDAY	TUESDAY	WEDNESDAY	THURSDAY	FRIDAY	SATURDAY
		1-Oct	2-Oct	3-Oct	4-Oct	5-Oct
			- Noise Monitoring - 24-hour TSP			
6-Oct	7-Oct	8-Oct	9-Oct	10-Oct	11-Oct	12-Oct
		- Noise Monitoring - 24-hour TSP				
13-Oct	14-Oct	15-Oct	16-Oct	17-Oct	18-Oct	19-Oct
	- Noise Monitoring - 24-hour TSP				- 24-hour TSP	
20-Oct	21-Oct	22-Oct	23-Oct	24-Oct	25-Oct	26-Oct
				- Noise Monitoring - 24-hour TSP		
27-Oct	28-Oct	29-Oct	30-Oct	31-Oct		
			- Noise Monitoring - 24-hour TSP			

**Note:**

The dates indicated in red are public holidays.

## Tentative Monitoring Schedule in November 2024

SUNDAY	MONDAY	TUESDAY	WEDNESDAY	THURSDAY	FRIDAY	SATURDAY
					1-Nov	2-Nov
3-Nov	4-Nov	5-Nov	6-Nov	7-Nov	8-Nov	9-Nov
		- Noise Monitoring - 24-hour TSP				
10-Nov	11-Nov	12-Nov	13-Nov	14-Nov	15-Nov	16-Nov
	- Noise Monitoring - 24-hour TSP				- 24-hour TSP	
17-Nov	18-Nov	19-Nov	20-Nov	21-Nov	22-Nov	23-Nov
				- Noise Monitoring - 24-hour TSP		
24-Nov	25-Nov	26-Nov	27-Nov	28-Nov	29-Nov	30-Nov
			- Noise Monitoring - 24-hour TSP			

**Note:**

The dates indicated in red are public holidays.



**ERM**

APPENDIX F CALIBRATION REPORTS



# Certificate of Calibration 校正證書

Certificate No. : C242738  
證書編號

ITEM TESTED / 送檢項目 (Job No. / 序引編號 : IC24-0781)

Date of Receipt / 收件日期 : 3 May 2024

Description / 儀器名稱 : Precision Acoustic Calibrator  
Manufacturer / 製造商 : LARSON DAVIS  
Model No. / 型號 : CAL200  
Serial No. / 編號 : 11334  
Supplied By / 委託者 : Envirotech Services Co.  
Room 712, 7/F, My Loft, 9 Hoi Wing Road, Tuen Mun,  
New Territories, Hong Kong

## TEST CONDITIONS / 測試條件

Temperature / 溫度 :  $(23 \pm 2)^{\circ}\text{C}$   
Line Voltage / 電壓 : ---

Relative Humidity / 相對濕度 :  $(50 \pm 25)\%$

## TEST SPECIFICATIONS / 測試規範


Calibration check

DATE OF TEST / 測試日期 : 19 May 2024

## TEST RESULTS / 測試結果

The results apply to the particular unit-under-test only.  
The results do not exceed specified limits.  
These limits refer to manufacturer's published or user's specified tolerances as requested by the customer.  
The results are detailed in the subsequent page(s).

The test equipment used for calibration are traceable to National Standards via :  
- The Government of The Hong Kong Special Administrative Region Standard & Calibration Laboratory  
- Hottinger Brüel & Kjær Calibration Laboratory, Denmark  
- Agilent Technologies / Keysight Technologies  
- Fluke Everett Service Center, USA

Tested By :   
測試 : H T Wong  
Assistant Engineer

Certified By :   
核證 : K C Lee  
Engineer

Date of Issue : 20 May 2024  
簽發日期

The test equipment used for calibration is traceable to the National Standards as specified in this certificate. This certificate shall not be reproduced except in full, without the prior written approval of this laboratory.  
本證書所載校正用之測試器材均可溯源至國際標準。局部複印本證書需先獲本實驗室書面批准。

# Certificate of Calibration

## 校正證書

Certificate No. : C242738  
證書編號

- The unit-under-test (UUT) was allowed to stabilize in the laboratory for over 12 hours before the commencement of the test.
- The results presented are the mean of 3 measurements at each calibration point.
- Test equipment :

<u>Equipment ID</u>	<u>Description</u>	<u>Certificate No.</u>
CL130	Universal Counter	C233799
CL281	Multifunction Acoustic Calibrator	CDK2302738
TST150A	Measuring Amplifier	C241879

- Test procedure : MA100N.

- Results :

### 5.1 Sound Level Accuracy

UUT Nominal Value	Measured Value (dB)	User's Limit (dB)	Uncertainty of Measured Value (dB)
94 dB, 1 kHz	93.60	± 0.5	± 0.20
114 dB, 1 kHz	113.60		

### 5.2 Frequency Accuracy

UUT Nominal Value (kHz)	Measured Value (kHz)	Mfr's Limit	Uncertainty of Measured Value (Hz)
1	1.000	1 kHz ± 1 %	± 1

Remarks : - The user's limit is a customer pre-defined operating tolerance of the UUT, suitable for one's own intended use.

- The uncertainties are for a confidence probability of not less than 95 %.

Note :


Only the original copy or the laboratory's certified true copy is valid.

The values given in this Certificate only relate to the values measured at the time of the test and any uncertainties quoted will not include allowance for the equipment long term drift, variations with environment changes, vibration and shock during transportation, overloading, mis-handling, or the capability of any other laboratory to repeat the measurement. Sun Creation Engineering Limited shall not be liable for any loss or damage resulting from the use of the equipment.

The test equipment used for calibration is traceable to the National Standards as specified in this certificate. This certificate shall not be reproduced except in full, without the prior written approval of this laboratory.

本證書所載校正用之測試器材均可溯源至國際標準。局部複印本證書需先獲本實驗室書面批准。





# Certificate of Calibration

## 校正證書

Certificate No. : C237046  
證書編號

ITEM TESTED / 送檢項目 (Job No. / 序引編號 : IC23-2316) Date of Receipt / 收件日期 : 15 November 2023

Description / 儀器名稱 : Sound Level Meter  
Manufacturer / 製造商 : Rion  
Model No. / 型號 : NL-52  
Serial No. / 編號 : 00175561  
Supplied By / 委託者 : Envirotech Services Co.  
Room 712, 7/F, My Loft, 9 Hoi Wing Road, Tuen Mun,  
New Territories, Hong Kong

### TEST CONDITIONS / 測試條件

Temperature / 溫度 :  $(23 \pm 2)^{\circ}\text{C}$  Relative Humidity / 相對濕度 :  $(50 \pm 25)\%$   
Line Voltage / 電壓 : ---

### TEST SPECIFICATIONS / 測試規範


Calibration check

DATE OF TEST / 測試日期 : 6 December 2023

### TEST RESULTS / 測試結果

The results apply to the particular unit-under-test only.  
The results do not exceed specified limits.  
These limits refer to manufacturer's published tolerances as requested by the customer.  
The results are detailed in the subsequent page(s).

The test equipment used for calibration are traceable to National Standards via :  
- The Government of The Hong Kong Special Administrative Region Standard & Calibration Laboratory  
- Hottinger Brüel & Kjær Calibration Laboratory, Denmark  
- Agilent Technologies / Keysight Technologies  
- Fluke Everett Service Center, USA

Tested By :   
測試 : C K Lo  
Project Engineer

Certified By :   
核證 : K Q Lee  
Engineer

Date of Issue : 6 December 2023  
簽發日期

The test equipment used for calibration is traceable to the National Standards as specified in this certificate. This certificate shall not be reproduced except in full, without the prior written approval of this laboratory.

本證書所載校正用之測試器材均可溯源至國際標準。局部複印本證書需先獲本實驗所書面批准。

# Certificate of Calibration

## 校正證書

Certificate No. : C237046  
證書編號

- The unit-under-test (UUT) was allowed to stabilize in the laboratory for over 12 hours, and switched on to warm up for over 10 minutes before the commencement of the test.
- Self-calibration was performed before the test.
- The results presented are the mean of 3 measurements at each calibration point.
- Test equipment :

Equipment ID	Description	Certificate No.
CL280	40 MHz Arbitrary Waveform Generator	C230306
CL281	Multifunction Acoustic Calibrator	CDK2302738

- Test procedure : MA101N.

- Results :

### 6.1 Sound Pressure Level

#### 6.1.1 Reference Sound Pressure Level

UUT Setting				Applied Value		UUT Reading (dB)	IEC 61672 Class 1 Limit (dB)
Range (dB)	Function	Frequency Weighting	Time Weighting	Level (dB)	Freq. (kHz)		
30 - 130	L <sub>A</sub>	A	Fast	94.00	1	93.2	± 1.1

#### 6.1.2 Linearity

UUT Setting				Applied Value		UUT Reading (dB)
Range (dB)	Function	Frequency Weighting	Time Weighting	Level (dB)	Freq. (kHz)	
30 - 130	L <sub>A</sub>	A	Fast	94.00	1	93.2 (Ref.)
				104.00		103.3
				114.00		113.4

IEC 61672 Class 1 Limit : ± 0.6 dB per 10 dB step and ± 1.1 dB for overall different.

### 6.2 Time Weighting

UUT Setting				Applied Value		UUT Reading (dB)	IEC 61672 Class 1 Limit (dB)
Range (dB)	Function	Frequency Weighting	Time Weighting	Level (dB)	Freq. (kHz)		
30 - 130	L <sub>A</sub>	A	Fast	94.00	1	93.2	Ref.
			Slow			93.2	± 0.3

The test equipment used for calibration is traceable to the National Standards as specified in this certificate. This certificate shall not be reproduced except in full, without the prior written approval of this laboratory.

本證書所載校正用之測試器材均可溯源至國際標準。局部複印本證書需先獲本實驗所書面批准。

# Certificate of Calibration

## 校正證書

Certificate No. : C237046  
證書編號

### 6.3 Frequency Weighting

#### 6.3.1 A-Weighting


UUT Setting				Applied Value		UUT Reading (dB)	IEC 61672 Class 1 Limit (dB)
Range (dB)	Function	Frequency Weighting	Time Weighting	Level (dB)	Freq.		
30 - 130	L <sub>A</sub>	A	Fast	94.00	63 Hz	66.9	-26.2 ± 1.5
					125 Hz	77.0	-16.1 ± 1.5
					250 Hz	84.5	-8.6 ± 1.4
					500 Hz	89.9	-3.2 ± 1.4
					1 kHz	93.2	Ref.
					2 kHz	94.4	+1.2 ± 1.6
					4 kHz	94.2	+1.0 ± 1.6
					8 kHz	92.1	-1.1 (+2.1 ; -3.1)
					16 kHz	85.2	-6.6 (+3.5 ; -17.0)

#### 6.3.2 C-Weighting

UUT Setting				Applied Value		UUT Reading (dB)	IEC 61672 Class 1 Limit (dB)
Range (dB)	Function	Frequency Weighting	Time Weighting	Level (dB)	Freq.		
30 - 130	L <sub>C</sub>	C	Fast	94.00	63 Hz	92.3	-0.8 ± 1.5
					125 Hz	93.0	-0.2 ± 1.5
					250 Hz	93.2	0.0 ± 1.4
					500 Hz	93.2	0.0 ± 1.4
					1 kHz	93.2	Ref.
					2 kHz	93.0	-0.2 ± 1.6
					4 kHz	92.4	-0.8 ± 1.6
					8 kHz	90.2	-3.0 (+2.1 ; -3.1)
					16 kHz	83.3	-8.5 (+3.5 ; -17.0)

The test equipment used for calibration is traceable to the National Standards as specified in this certificate. This certificate shall not be reproduced except in full, without the prior written approval of this laboratory.

本證書所載校正用之測試器材均可溯源至國際標準。局部複印本證書需先獲本實驗室所書面批准。



# Certificate of Calibration

## 校正證書

Certificate No. : C237046  
證書編號

Remarks : - UUT Microphone Model No. : UC-59 & S/N : 16651

- Mfr's Limit : IEC 61672 Class 1

- Uncertainties of Applied Value :

94 dB	: 63 Hz - 125 Hz	: ± 0.35 dB
	250 Hz - 500 Hz	: ± 0.30 dB
	1 kHz	: ± 0.20 dB
	2 kHz - 4 kHz	: ± 0.35 dB
	8 kHz	: ± 0.45 dB
	16 kHz	: ± 0.70 dB
104 dB	: 1 kHz	: ± 0.10 dB (Ref. 94 dB)
114 dB	: 1 kHz	: ± 0.10 dB (Ref. 94 dB)

- The uncertainties are for a confidence probability of not less than 95 %.

Note :

Only the original copy or the laboratory's certified true copy is valid.

The values given in this Certificate only relate to the values measured at the time of the test and any uncertainties quoted will not include allowance for the equipment long term drift, variations with environment changes, vibration and shock during transportation, overloading, mis-handling, or the capability of any other laboratory to repeat the measurement. Sun Creation Engineering Limited shall not be liable for any loss or damage resulting from the use of the equipment.

The test equipment used for calibration is traceable to the National Standards as specified in this certificate. This certificate shall not be reproduced except in full, without the prior written approval of this laboratory.

本證書所載校正用之測試器材均可溯源至國際標準。局部複印本證書需先獲本實驗室書面批准。

High-Volume TSP Sampler  
5-Point Calibration Record

Location : Sky Tower  
 Calibrated by : K.T.Ho  
 Date : 27/10/2024

Sampler

Model : TE-5170  
 Serial Number : S/N 3958

Calibration Orifice and Standard Calibration Relationship

Serial Number : 2454  
 Next Calibration Date : 15 December 2024  
 Slope (m) : 2.07544  
 Intercept (b) : -0.03205  
 Correlation Coefficient(r) : 0.99999

Standard Condition

Pstd (hpa) : 1013  
 Tstd (K) : 298.18

Calibration Condition


Pa (hpa) : 1011  
 Ta(K) : 299

Resistance Plate	dH [green liquid] (inch water)	Z	X=Qstd (cubic meter/min)	IC (chart)	Y (corrected)
1   18 holes	9.8	3.123	1.520	56	55.86
2   13 holes	7.4	2.713	1.323	52	51.87
3   10 holes	5.6	2.360	1.153	46	45.88
4   7 holes	3.8	1.944	0.952	40	39.90
5   5 holes	2.4	1.545	0.760	36	35.91

Notes:  $Z = \sqrt{dH(Pa/Pstd)(Tstd/Ta)}$ ,  $X = Z/m - b$ ,  $Y(\text{Corrected Flow}) = IC * \{\sqrt{Pa/Pstd}(Tstd/Ta)\}$

Sampler Calibration Relationship

Slope(m): 27.400      Intercept(b): 14.604      Correlation Coefficient(r): 0.9960

Checked by:   
 \_\_\_\_\_  
 Magnum Fan

Date: 31/10/2024



# ERM

## APPENDIX G SUMMARY OF EVENT/ACTION PLANS

**Appendix G1 – Event and Action Plan for Regular Construction Noise Monitoring**

EVENT	Action			
	Contractor's Environmental Team (Contractor's ET)	Independent Environmental Checker (IEC)	Engineer Representative (ER)	The Contractor
Exceeding Action Level	<ol style="list-style-type: none"> <li>1. Notify the IEC, Contractor and ER;</li> <li>2. Discuss with the ER, IEC and Contractor on the remedial measures required;</li> <li>3. Increase the monitoring frequency to check mitigation effectiveness.</li> </ol>	<ol style="list-style-type: none"> <li>1. Review the investigation results submitted by the contractor;</li> <li>2. Review and advise the ET and ER on the effectiveness of the remedial measures proposed by the Contractor.</li> </ol>	<ol style="list-style-type: none"> <li>1. Confirm receipt of notification of complaint in writing ;</li> <li>2. Notify the Contractor, IEC and ET;</li> <li>3. Review and agree on the remedial measures proposed by the Contractor;</li> <li>4. Supervise the implementation of remedial measures.</li> </ol>	<ol style="list-style-type: none"> <li>1. Investigate the complaint and propose remedial measures;</li> <li>2. Report the results of investigation to the IEC, ET and ER;</li> <li>3. Submit noise mitigation proposals to the ER with copy to the IEC and ET within 3 working days of notification;</li> <li>4. Implement noise mitigation proposals.</li> </ol>
Exceeding Limit Level	<ol style="list-style-type: none"> <li>1. Notify the IEC, Contractor and EPD;</li> <li>2. Repeat measurement to confirm findings;</li> <li>3. Increase the monitoring frequency;</li> <li>4. Carry out analysis of the Contractor's working procedures to determine possible mitigation to be implemented;</li> <li>5. Arrange meeting with the IEC, Contractor and ER to discuss the remedial measures to be taken;</li> <li>6. Inform the IEC, ER and EPD the causes and actions taken for the exceedances</li> <li>7. Assess the effectiveness of the Contractor's remedial measures and keep the IEC, ER and EPD informed of the results</li> </ol>	<ol style="list-style-type: none"> <li>1. Check the monitoring data submitted by the ET;</li> <li>2. Check the Contractor's working method;</li> <li>3. Discuss with the ET, ER, and Contractor on the potential remedial measures;</li> <li>4. Review and advise the ET and ER on the effectiveness of the remedial measures proposed by the Contractor</li> </ol>	<ol style="list-style-type: none"> <li>1. Confirm receipt of notification of exceedance in writing;</li> <li>2. Notify the Contractor, IEC and ET;</li> <li>3. In consultation with the ET and IEC, agree with the Contractor on the remedial measures to be implemented;</li> <li>4. Supervise the implementation of remedial measures;</li> <li>5. If exceedance continues, consider what portion of the work is responsible and instruct the Contractor to stop that portion of work until the exceedance is abated.</li> </ol>	<ol style="list-style-type: none"> <li>1. Identify reason(s) and investigate the causes of exceedance;</li> <li>2. Take immediate action to avoid further exceedance;</li> <li>3. Submit proposals for remedial measures to the ER with a copy to the IEC and ET within three working days of notification;</li> <li>4. Implement the agreed proposals;</li> <li>5. Revise and resubmit proposals if problem is still not under control;</li> <li>6. Stop the relevant portion of works as determined by the ER until the exceedance is abated.</li> </ol>

**Appendix G2 – Event and Action Plan for Regular Construction Dust Monitoring**

Event	Action			
	Contractor's Environmental Team (Contractor's ET)	Independent Environmental Checker (IEC)	Engineer Representative (ER)	The Contractor
<b>Action Level</b>				
Exceedance for one sample	<ol style="list-style-type: none"> <li>1. Inform the IEC, Contractor and ER;</li> <li>2. Discuss with the Contractor, IEC and ER on the remedial measures required;</li> <li>3. Repeat measurement to confirm findings;</li> <li>4. Increase the monitoring frequency</li> </ol>	<ol style="list-style-type: none"> <li>1. Check the monitoring data submitted by the ET;</li> <li>2. Check the Contractor's working method;</li> <li>3. Review and advise the ET and ER on the effectiveness of the proposed remedial measures.</li> </ol>	<ol style="list-style-type: none"> <li>1. Confirm receipt of notifications of exceedance in writing;</li> </ol>	<ol style="list-style-type: none"> <li>1. Identify reason(s), investigate the causes of exceedance and propose remedial measures;</li> <li>2. Implement remedial measures;</li> <li>3. Amend working methods and agree them with the ER as appropriate.</li> </ol>
Exceedance for two or more consecutive samples	<ol style="list-style-type: none"> <li>1. Inform the IEC, Contractor and ER;</li> <li>2. Discuss with the ER, IEC and Contractor on the remedial measures required;</li> <li>3. Repeat measurements to confirm findings;</li> <li>4. Increase the monitoring frequency to daily;</li> <li>5. If exceedance continues, arrange meeting with the IEC, ER and Contractor;</li> <li>6. If exceedance stops, the monitoring frequency will resume normal.</li> </ol>	<ol style="list-style-type: none"> <li>1. Check the monitoring data submitted by the ET;</li> <li>2. Check the Contractor's working method;</li> <li>3. Review and advise the ET and ER on the effectiveness of the proposed remedial measures.</li> </ol>	<ol style="list-style-type: none"> <li>1. Confirm receipt of notification of exceedance in writing;</li> <li>2. Notify the Contractor, IEC and ET;</li> <li>3. Review and agree on the remedial measures proposed by the Contractor;</li> <li>4. Supervise the Implementation of remedial measures.</li> </ol>	<ol style="list-style-type: none"> <li>1. Identify reasons and investigate the causes of exceedance;</li> <li>2. Submit proposals of remedial measures to the ER with a copy to the ET and IEC within three working days of notification;</li> <li>3. Implement the agreed proposals;</li> <li>4. Amend the proposal as appropriate.</li> </ol>



Event	Action				
	Contractor's Environmental Team (Contractor's ET)	Independent Environmental Checker (IEC)	Engineer Representative (ER)	The Contractor	
<b>Limit Level</b>					
Exceedance for one sample	<ol style="list-style-type: none"> <li>1. Inform the IEC, Contractor and ER;</li> <li>2. Repeat measurement to confirm findings;</li> <li>3. Increase the monitoring frequency to daily;</li> <li>4. Discuss with the ER, IEC and contractor on the remedial measures and assess the effectiveness.</li> </ol>	<ol style="list-style-type: none"> <li>1. Check the monitoring data submitted by the ET;</li> <li>2. Check the Contractor's working method;</li> <li>3. Discuss with the ET, ER and Contractor on possible remedial measures;</li> <li>4. Review and advise the ER and ET on the effectiveness of Contractor's remedial measures.</li> </ol>	<ol style="list-style-type: none"> <li>1. Confirm receipt of notification of exceedance in writing;</li> <li>2. Notify the Contractor, IEC and ET;</li> <li>3. Review and agree on the remedial measures proposed by the Contractor;</li> <li>4. Supervise the implementation of remedial measures.</li> </ol>	<ol style="list-style-type: none"> <li>1. Identify reason(s) and investigate the causes of exceedance;</li> <li>2. Take immediate action to avoid further exceedance;</li> <li>3. Submit proposals of remedial measures to ER with a copy to the ET and IEC within three working days of notification;</li> <li>4. Implement the agreed proposals;</li> <li>5. Amend proposal if appropriate.</li> </ol>	
Exceedance for two or more consecutive samples	<ol style="list-style-type: none"> <li>1. Notify the IEC, Contractor and EPD;</li> <li>2. Repeat measurement to confirm findings;</li> <li>3. Increase the monitoring frequency to daily;</li> <li>4. Carry out analysis of the Contractor's working procedures with the ER to determine possible mitigation to be implemented;</li> <li>5. Arrange meeting with the IEC, Contractor and ER to discuss the remedial measures to be taken;</li> <li>6. Review the effectiveness of the Contractor's remedial measures and keep the IEC, EPD and ER informed of the results;</li> <li>7. If exceedance stops, the monitoring frequency will return to normal.</li> </ol>	<ol style="list-style-type: none"> <li>1. Check the monitoring data submitted by the ET;</li> <li>2. Check the Contractor's working method;</li> <li>3. Discuss with the ET, ER, and Contractor on the potential remedial measures;</li> <li>4. Review and advise the ER and ET on the effectiveness of Contractor's remedial measures.</li> </ol>	<ol style="list-style-type: none"> <li>1. Confirm receipt of notification of exceedance in writing;</li> <li>2. Notify the Contractor, IEC and ET;</li> <li>3. In consultation with the ET and IEC, agree with the Contractor on the remedial measures to be implemented;</li> <li>4. Supervise the implementation of remedial measures;</li> <li>5. If exceedance continues, consider what portion of the work is responsible and instruct the Contractor to stop that portion of work until the exceedance is abated.</li> </ol>	<ol style="list-style-type: none"> <li>1. Identify reason(s) and investigate the causes of exceedance;</li> <li>2. Take immediate actions to avoid further exceedance;</li> <li>3. Submit proposals of remedial measures to the ER with a copy to the IEC and ET within three working days of notification;</li> <li>4. Implement the agreed proposals;</li> <li>5. Revise and resubmit proposals if problem still not under control;</li> <li>6. Stop the relevant portion of works as determined by the ER until the exceedance is abated.</li> </ol>	

**Appendix G3 – Event and Action Plan for Landscape and Visual Impacts during the construction phase**

Event	Action			
	Contractor's Environmental Team (Contractor's ET)	Independent Environmental Checker (IEC)	Engineer Representative (ER)	The Contractor
Non-conformity on one occasion	<ol style="list-style-type: none"> <li>1. Inform the Contractor, the IEC and the ER.</li> <li>2. Discuss remedial actions with the IEC, ER and Contractor.</li> <li>3. Monitor remedial actions until rectification has been completed.</li> </ol>	<ol style="list-style-type: none"> <li>1. Check the inspection report.</li> <li>2. Check the Contractor's working method.</li> <li>3. Discuss with the ET, ER and Contractor on possible remedial measures.</li> <li>4. Advise the ER on the effectiveness of proposed remedial measures.</li> </ol>	<ol style="list-style-type: none"> <li>1. Confirm receipt of notifications of nonconformity in writing.</li> <li>2. Review and agree on the remedial measures proposed by the Contractor.</li> <li>3. Supervise the implementation of remedial measures.</li> </ol>	<ol style="list-style-type: none"> <li>1. Identify reasons and investigate the non-conformity.</li> <li>2. Implement remedial measures</li> <li>3. Amend working methods and agree them with the ER as appropriate.</li> <li>4. Rectify the damage and undertake any necessary replacement.</li> </ol>
Repeated Nonconformity	<ol style="list-style-type: none"> <li>1. Identify Reasons.</li> <li>2. Inform the Contractor, IEC and ER.</li> <li>3. Increase the inspection frequency.</li> <li>4. Discuss remedial actions with the IEC, ER and Contractor.</li> <li>5. Monitor remedial actions until rectification has been completed.</li> <li>6. If non-conformity stops, the inspection frequency return to normal (ie., Once every two weeks)</li> </ol>	<ol style="list-style-type: none"> <li>1. Check the inspection report.</li> <li>2. Check the Contractor's working method.</li> <li>3. Discuss with the ET and Contractor on possible remedial measures.</li> <li>4. Advise the ER on the effectiveness of proposed remedial measures.</li> </ol>	<ol style="list-style-type: none"> <li>1. Notify the Contractor.</li> <li>2. In consultation with the ET and IEC, agree with the Contractor on the remedial measures to be implemented.</li> <li>3. Supervise the implementation of remedial measures.</li> </ol>	<ol style="list-style-type: none"> <li>1. Identify Reasons and investigate the non-conformity.</li> <li>2. Implement remedial measures.</li> <li>3. Amend working methods and agree them with the ER as appropriate.</li> <li>4. Rectify the damage and undertake any necessary replacement.</li> <li>5. Stop relevant works as determined by the ER until the non-conformity is abated.</li> </ol>



**ERM**

**APPENDIX H SUMMARY OF IMPLEMENTATION STATUS OF ENVIRONMENTAL MITIGATION**

**Appendix H Environmental Mitigation Implementation Status – SCL Works Contract 11286 (Pedestrian Link Connecting Pak Tai Street and Sung Wong Toi Station)**

**Note:**

- \* Reference has been made to the approved SCL (TAW-HUH) EM&A Manual.
- √ Compliance of Mitigation Measures
- <> Compliance of Mitigation but need improvement
- x Non-compliance of Mitigation Measures
- ▲ Non-compliance of Mitigation Measures but rectified by the Contractor
- △ Deficiency of Mitigation Measures but rectified by the Contractor
- N/A Not Applicable in Reporting Period

EIA Ref.	EM&A Log Ref* / ERR Ref	Recommended Mitigation Measures	Objectives of the Recommended Measures & Main Concerns to address	Who to implement the measures?	Location of the implementation of measures	When to implement the measures?	Implementation Status
<b>Cultural Heritage Impact</b>							
-	Table 3.3 of Works Contract's ERR	Special attention should be paid to avoid adverse physical impact arising from the proposed works to the buildings of the School. Design proposal, method of works and choice of machinery should be targeted to minimize adverse impacts to the heritage sites. Works boundary should be set away from the historic buildings of the School as far as practical and physical barrier should be provided to fence off historic buildings from the works site of the Project.	Minimise built heritage impacts	Contractor	Old Far East Flying Training School (existing HKAC)	During foundation works of construction stage	<>
-	Table 3.3 of Works Contract's ERR	Detailed design proposal, impact assessment and precautionary measures of the footbridge (including but not limited to piling, ELS and footbridge deck construction) and entrance lobbies should be submitted for AMO's consideration.	Minimise built heritage impacts	Contractor	Old Far East Flying Training School (existing HKAC)	During foundation works of construction stage	N/A
-	Table 3.3 of Works Contract's ERR	Foundation information of the historic buildings should be verified on site if needed and sufficient lateral support should be provided and de-watering (if required) should be carried out with great caution to control ground movement and change of groundwater regime during the excavation works in close vicinity to the historic	Minimise built heritage impacts	Contractor	Old Far East Flying Training School (existing HKAC)	During foundation works of construction stage	N/A

EIA Ref.	EM&A Log Ref* / ERR Ref	Recommended Mitigation Measures	Objectives of the Recommended Measures & Main Concerns to address	Who to implement the measures?	Location of the implementation of measures	When to implement the measures?	Implementation Status
		buildings.					
-	Table 3.3 of Works Contract's ERR	Pre- and post-construction condition survey of the historical buildings should be carried out to record their conditions. The survey reports should be submitted to AMO for record	Minimise built heritage impacts	Contractor	Old Far East Flying Training School (existing HKAC)	During foundation works of construction stage	N/A
-	Table 3.3 of Works Contract's ERR	Any vibration and building movement induced from the proposed works should be closely monitored to ensure no disturbance and physical damages made to the heritage sites during the course of works. Monitoring proposal for the heritage sites, including checkpoint locations, installation details, response actions for each of the Alert/ Alarm/ Action (3As) levels and frequency of monitoring should be submitted for AMO's consideration.	Minimise built heritage impacts	Contractor	Old Far East Flying Training School (existing HKAC)	During foundation works of construction stage	N/A
-	Section 3.6 of Works Contract's ERR	As a precautionary measure, vibration and settlement monitoring is recommended during foundation works of the construction phase of the Project.	Minimise archaeological impacts	Contractor	All construction sites	During foundation works of construction stage	√
<b>Ecology (Construction Phase)</b>							
S5.7	E5	<u>Good Site Practices</u> Impact on any habitats or local fauna should be avoided by implementing good site practices, including the containment of silt runoff within the site boundary, containment of contaminated soils for removal from the site, appropriate storage of chemicals and chemical waste away from sites of ecological value and the provision of sanitary facilities for on-site workers. Adoption of such measures should permit waste to be suitably contained within the site for subsequent removal and appropriate disposal.  The following good site practices should also be implemented:	Minimise ecological impacts	Contractor	All construction sites	Construction Stage	N/A

EIA Ref.	EM&A Log Ref* / ERR Ref	Recommended Mitigation Measures	Objectives of the Recommended Measures & Main Concerns to address	Who to implement the measures?	Location of the implementation of measures	When to implement the measures?	Implementation Status
		<ul style="list-style-type: none"> <li>Erection of temporary geotextile silt or sediment fences/oil traps around earth-moving works to trap sediments and prevent them from entering watercourses;</li> <li>Avoidance of soil storage against trees or close to water bodies;</li> <li>Delineation of works site by erecting hoardings to prevent encroachment onto adjacent habitats and fence off areas which have some ecological value e.g. tunnel on hill at top of slope stabilisation works;</li> <li>No on-site burning of waste;</li> <li>Store waste and refuse in appropriate receptacles.</li> </ul>					
<b>Landscape &amp; Visual (Construction Phase)</b>							
S6.12	LV2 / Table 5.4 of Works Contract's ERR	<u>Decorative Hoarding</u> <ul style="list-style-type: none"> <li>Erection of decorative screen in visual and landscape sensitive areas during the construction stage to screen off undesirable views of the construction site . Hoarding should be designed to be compatible with the existing urban context.</li> </ul>	Minimize visual & landscape impact	Contractor	Within Project Site	Construction Stage	√
S6.12	LV2 / Table 5.4 of Works Contract's ERR	<u>Management of facilities on work sites</u> <ul style="list-style-type: none"> <li>To provide proper management of the on-site facilities, control the height and disposition/ arrangement of all facilities on the works site to minimize visual impact to adjacent Visual Sensitive Receivers (VSRs).</li> </ul>	Minimize visual & landscape impact	Contractor	Within Project Site	Construction Stage	√
S6.12	LV2 / Table 5.4 of Works Contract's ERR	<u>Aesthetic landscape and architectural treatment on Station/ Entrance/ ventilation shaft/ portal</u> <ul style="list-style-type: none"> <li>All station entrances, ventilation shafts and all aboveground structures shall be sensitively designed to ensure that suitable architectural design and the constraints.</li> </ul>	Minimize visual & landscape impact	MTRC	Within Project Site	Construction Stage	N/A
S6.12	LV2 /	<u>Re-instatement of excavated area</u>	Minimize visual &	MTRC	Within Project Site	Construction Stage	N/A

EIA Ref.	EM&A Log Ref* / ERR Ref	Recommended Mitigation Measures	Objectives of the Recommended Measures & Main Concerns to address	Who to implement the measures?	Location of the implementation of measures	When to implement the measures?	Implementation Status
	Table 5.4 of Works Contract's ERR	<ul style="list-style-type: none"> <li>All excavated area and disturbed area for temporary works utilities diversion, temporary road diversion, and pipeline works shall be reinstated to former conditions or better, to the satisfaction of the relevant Government departments.</li> </ul>	landscape impact				
<b>Construction Dust</b>							
S7.6.5	D1	The contractor shall follow the procedures and requirements given in the Air Pollution Control (Construction Dust) Regulation.	Minimize dust impact at the nearby sensitive receivers	Contractor	All construction sites	Construction stage	√
S7.6.5	D2	Mitigation measures in form of regular watering under a good site practice should be adopted. Watering once per hour on exposed worksites and haul roads in the Kowloon area should be conducted to achieve dust removal efficiencies of 91.7%. While the above watering frequencies are to be followed, the extent of watering may vary depending on actual site conditions but should be sufficient to maintain an equivalent intensity of no less than 1.8 l/m <sup>2</sup> to achieve the dust removal efficiency	Minimize dust impact at the nearby sensitive receivers	Contractor	All construction sites	Construction stage	√
S7.6.5	D3	<ul style="list-style-type: none"> <li>Proper watering of exposed spoil should be undertaken throughout the construction phase;</li> <li>Any excavated or stockpile of dusty material should be covered entirely by an impervious sheeting or sprayed with water to maintain an entirely wet surface and then removed or backfilled or reinstated where practicable within 24 hours of the excavation or unloading;</li> <li>Any dusty materials remaining after a stockpile has been removed should be wetted with water and cleared from the surface of roads;</li> <li>A stockpile of dusty materials should not be extended beyond the pedestrian barriers,</li> </ul>	Minimize dust impact at the nearby sensitive receivers	Contractor	All construction sites	Construction stage	<>

EIA Ref.	EM&A Log Ref* / ERR Ref	Recommended Mitigation Measures	Objectives of the Recommended Measures & Main Concerns to address	Who to implement the measures?	Location of the implementation of measures	When to implement the measures?	Implementation Status
		<p>fencing or traffic cones.</p> <ul style="list-style-type: none"> <li>• The load of dusty materials on a vehicle leaving a construction site should be covered entirely by an impervious sheeting to ensure that the dusty materials do not leak from the vehicle;</li> <li>• Where practicable, vehicle washing facilities with high pressure water jet should be provided at every discernible or designated vehicle exit point. The area where vehicle washing takes place and the road section between the washing facilities and the exit point should be paved with concrete, bituminous materials or hardcores;</li> <li>• When there are open excavation and reinstatement works, hoarding of not less than 2.4m high should be provided and properly maintained as far as practicable along the site boundary with provision for public crossing. Good site practice shall also be adopted by the Contractor to ensure the conditions of the hoardings are properly maintained throughout the construction period;</li> <li>• The portion of any road which leads only to construction site and is within 30m of a vehicle entrance or exit should be kept clear of dusty materials;</li> <li>• Surfaces where any pneumatic or power-driven drilling, cutting, polishing or other mechanical breaking operations take place should be sprayed with water or a dust suppression chemical continuously;</li> <li>• Any area that involves demolition activities should be sprayed with water or a dust suppression chemical immediately prior to, during and immediately after the activities so as to maintain an entirely wet surface</li> </ul>					



EIA Ref.	EM&A Log Ref* / ERR Ref	Recommended Mitigation Measures	Objectives of the Recommended Measures & Main Concerns to address	Who to implement the measures?	Location of the implementation of measures	When to implement the measures?	Implementation Status
		<ul style="list-style-type: none"> <li>• Where a scaffolding is erected around the perimeter of a building under construction, effective dust screens, sheeting or netting should be provided to enclose the scaffolding from the ground floor level of the building upward, or a canopy should be provided from the first floor level up to the highest level of the scaffolding;</li> <li>• Any skip hoist for material transport should be totally enclosed by an impervious sheeting;</li> <li>• Every stock of more than 20 bags of cement or dry pulverised fuel ash (PFA) should be covered entirely by an impervious sheeting or placed in an area sheltered on the top and 3 sides;</li> <li>• Cement or dry PFA delivered in bulk should be stored in a closed silo fitted with an audible high level alarm which is interlocked with the material filling line and no overfilling is allowed;</li> <li>• Loading, unloading, transfer, handling or storage of bulk cement or dry PFA should be carried out in a totally enclosed system or facility, and any vent or exhaust should be fitted with an effective fabric filter or equivalent air pollution control system; and</li> <li>• Exposed earth should be properly treated by compaction, turfing, hydroseeding, vegetation planting or sealing with latex, vinyl, bitumen, shotcrete or other suitable surface stabiliser within six months after the last construction activity on the construction site or part of the construction site where the exposed earth lies.</li> </ul>					
S7.6.5	D6	Implement regular dust monitoring under EM&A programme during the construction stage.	Monitoring of dust impact	Contractor's ET	Selected representative dust monitoring station	Construction stage	√

EIA Ref.	EM&A Log Ref* / ERR Ref	Recommended Mitigation Measures	Objectives of the Recommended Measures & Main Concerns to address	Who to implement the measures?	Location of the implementation of measures	When to implement the measures?	Implementation Status
EP Condition 2.18(a)	D7	Watering once every working hour for active works areas, exposed areas and paved haul roads shall be provided in Kowloon area to keep these active works areas, exposed areas and paved haul roads wet.	Minimize construction dust impact	Contractor	All construction sites	Construction stage	<>
EP Condition 2.19	D8	All diesel fuelled construction plant, including marine vessels if possible, used by the contractors within the works areas of the Project shall be powered by ultra low sulphur diesel fuel.	Minimize aerial emissions of sulphur dioxide from construction plant	Contractor	All construction sites	Construction stage	√
<b>Construction Noise (Airborne)</b>							
S8.3.6	N1	Implement the following good site practices: <ul style="list-style-type: none"> <li>only well-maintained plant should be operated on-site and plant should be serviced regularly during the construction programme;</li> <li>machines and plant (such as trucks, cranes) that may be in intermittent use should be shut down between work periods or should be throttled down to a minimum;</li> <li>plant known to emit noise strongly in one direction, where possible, should be orientated so that the noise is directed away from nearby NSRs;</li> <li>silencers or mufflers on construction equipment should be properly fitted and maintained during the period of construction works;</li> <li>mobile plant should be sited as far away from NSRs as possible and practicable;</li> <li>material stockpiles, mobile container site office and other structures should be effectively utilised, where practicable, to screen noise from on-site construction activities.</li> </ul>	Control construction airborne noise	Contractor	All construction sites	Construction stage	√
S8.3.6	N2	Install temporary hoarding located on the site boundaries between noisy construction activities and NSRs. The conditions of the hoardings shall be properly maintained throughout the	Reduce the construction noise levels at low-level zone of NSRs through partial screening.	Contractor	All construction sites	Construction stage	√

EIA Ref.	EM&A Log Ref* / ERR Ref	Recommended Mitigation Measures	Objectives of the Recommended Measures & Main Concerns to address	Who to implement the measures?	Location of the implementation of measures	When to implement the measures?	Implementation Status
		construction period.					
S8.3.6	N3	Install movable noise barriers (typical design is wooden framed barrier with a small-cantilevered on a skid footing with 25mm thick internal sound absorptive lining), acoustic mat or full enclosure, screen the noisy plants including air compressor, generators and saw.	Screen the noisy plant items to be used at all construction sites	Contractor	All construction sites where practicable	Construction stage	N/A
S8.3.6	N4	Use "Quiet plants"	Reduce the noise levels of plant items	Contractor	All construction sites where practicable	Construction stage	√
S8.3.6	N5	Sequencing operation of construction plants where practicable.	Operate sequentially within the same work site to reduce the construction airborne noise	Contractor	Contractor All construction sites where practicable	Construction stage	N/A
S8.3.6	N6	Implement noise monitoring under EM&A programme.	Monitor the construction noise levels at the selected representative locations	Contractor's ET	Selected representative noise monitoring station	Construction stage	√
-	Section 4.5.12 of Works Contract's ERR	Noise insulating fabric (the Fabric) would be installed for PME such as vibratory hammers, drill rigs and piling rigs. The Fabric should be lapped such that there would be no opening or gaps on the joints.	Reduce the noise levels of plant items	Contractor	All construction sites where practicable	Construction stage	N/A
<b>Water Quality</b>							
S10.7.1	W1	In accordance with the Practice Note for Professional Persons on Construction Site Drainage, Environmental Protection Department, 1994 (ProPECC PN1/94), construction phase mitigation measures shall include the following: <u>Construction Runoffs and Site Drainage</u> <ul style="list-style-type: none"> <li>At the start of the site establishment, perimeter cut-off drains to direct off-site water around the site should be constructed with internal drainage works and erosion and sedimentation control facilities implemented. Channels (both temporary and permanent drainage pipes and culverts), earth bunds or sand bag barriers should be provided on site to direct stormwater to silt removal facilities.</li> </ul>	To minimise water quality impact from construction site runoffs and general construction activities	Contractor	All construction sites where practicable	Construction stage	<>

EIA Ref.	EM&A Log Ref* / ERR Ref	Recommended Mitigation Measures	Objectives of the Recommended Measures & Main Concerns to address	Who to implement the measures?	Location of the implementation of measures	When to implement the measures?	Implementation Status
		<p>The design of the temporary on-site drainage system will be undertaken by the Contractor prior to the commencement of construction.</p> <ul style="list-style-type: none"> <li>• The dikes or embankments for flood protection should be implemented around the boundaries of earthwork areas. Temporary ditches should be provided to facilitate the runoff discharge into an appropriate watercourse, through a site/sediment trap. The sediment/silt traps should be incorporated in the permanent drainage channels to enhance deposition rates.</li> <li>• The design of efficient silt removal facilities should be based on the guidelines in Appendix A1 of ProPECC PN 1/94, which states that the retention time for silt/sand traps should be 5 minutes under maximum flow conditions. Sizes may vary depending upon the flow rate, but for a flow rate of 0.1 m<sup>3</sup>/s, a sedimentation basin of 30m<sup>3</sup> would be required and for a flow rate of 0.5 m<sup>3</sup>/s the basin would be 150 m<sup>3</sup>. The detailed design of the sand/silt traps shall be undertaken by the Contractor prior to the commencement of construction.</li> <li>• All exposed earth areas should be completed and vegetated as soon as possible after earthworks have been completed, and definitely, within 14 days of the cessation of earthworks where practicable. Exposed slope surfaces should be covered by tarpaulin or other means.</li> <li>• The overall slope of the site should be kept to a minimum to reduce the erosive potential of surface water flows, and all traffic areas and access roads protected by coarse stone ballast. An additional advantage from the use of crushed stone is the positive traction</li> </ul>					

EIA Ref.	EM&A Log Ref* / ERR Ref	Recommended Mitigation Measures	Objectives of the Recommended Measures & Main Concerns to address	Who to implement the measures?	Location of the implementation of measures	When to implement the measures?	Implementation Status
		<p>gained during prolonged periods of inclement weather and the reduction of surface sheet flows.</p> <ul style="list-style-type: none"> <li>• All drainage facilities and erosion and sediment control structures should be regularly inspected and maintained to ensure proper and efficient operations at all times and particularly following rainstorms. Deposited silts and grits should be removed regularly and disposed of by spreading them evenly over stable, vegetated areas.</li> <li>• Measures should be taken to minimise the ingress of site drainage into excavations. If the excavation of trenches in wet periods is necessary, trenches should be dug and backfilled in short sections wherever practicable. Water pumped out from trenches or foundation excavations should be discharged into storm drains via silt removal facilities.</li> <li>• Open stockpiles of construction materials (for example, aggregates, sand and fill material) of more than 50m<sup>3</sup> should be covered with tarpaulin or similar fabric during rainstorms. Measures should be taken to prevent the washing away of construction materials, soil, silt or debris into any drainage system.</li> <li>• Manholes (including newly constructed ones) should always be adequately covered and temporarily sealed so as to prevent silt, construction materials or debris being washed into the drainage system and storm runoff being directed into foul sewers.</li> <li>• Precautions should be taken at any time of year when rainstorms are likely. Actions to be taken when a rainstorm is imminent or forecasted, and actions to be taken during or</li> </ul>					

EIA Ref.	EM&A Log Ref* / ERR Ref	Recommended Mitigation Measures	Objectives of the Recommended Measures & Main Concerns to address	Who to implement the measures?	Location of the implementation of measures	When to implement the measures?	Implementation Status
		<p>after rainstorms are summarised in Appendix A2 of ProPECC PN 1/94. Particular attention should be paid to the control of silty surface runoffs during storm events, especially for areas located near steep slopes.</p> <ul style="list-style-type: none"> <li>• All vehicles and plant should be cleaned before leaving a construction site to ensure that no earth, mud, debris and the like is deposited by them on roads. An adequately designed and sited wheel washing facilities should be provided at every construction site exit where practicable. Wash-water should have sand and silt settled out and removed at least on a weekly basis to ensure the continued efficiency of the process. The section of access road leading to, and exiting from, the wheel-wash bay to the public road should be paved with sufficient backfall toward the wheel-wash bay to prevent vehicle tracking of soil and silty water to public roads and drains.</li> <li>• Oil interceptors should be provided in the drainage system downstream of any oil/fuel pollution sources. The oil interceptors should be emptied and cleaned regularly to prevent the release of oil and grease into the storm water drainage system after accidental spillage. A bypass should be provided for the oil interceptors to prevent flushing during heavy rain.</li> <li>• Construction solid waste, debris and rubbish on site should be collected, handled and disposed of properly to avoid water quality impacts.</li> <li>• All fuel tanks and storage areas should be provided with locks and sited in sealed areas, within bunds of a capacity equal to 110% of the storage capacity of the largest tank to</li> </ul>					

EIA Ref.	EM&A Log Ref* / ERR Ref	Recommended Mitigation Measures	Objectives of the Recommended Measures & Main Concerns to address	Who to implement the measures?	Location of the implementation of measures	When to implement the measures?	Implementation Status
		<p>prevent spilled fuel oils from reaching nearby water sensitive receivers.</p> <ul style="list-style-type: none"> <li>All the earth works should be conducted sequentially to limit the amount of construction runoffs generated from exposed areas during the wet season (April to September) as far as practicable.</li> <li>Adopt best management practices</li> </ul>					
S10.7.1	W2	<p><u>Tunnelling Works</u></p> <ul style="list-style-type: none"> <li>Uncontaminated discharge should pass through sedimentation tanks prior to off-site discharge.</li> <li>The wastewater with a high concentration of suspended solids should be treated (e.g. by sedimentation tanks with sufficient retention time) before discharge. Oil interceptors would also be required to remove oil, lubricants and grease from the wastewater.</li> <li>Direct discharge of the bentonite slurry (as a result of D-wall and bored tunnelling construction) is not allowed. The slurry should be reconditioned and reused wherever practicable. Temporary storage locations (typically a properly closed warehouse) should be provided on site for any unused bentonite that needs to be transported away after all the related construction activities have been completed. The requirements in ProPECC PN 1/94 should be adhered to in the handling and disposal of bentonite slurries.</li> </ul>	To minimize construction water quality impact from tunnelling works	Contractor	All tunnelling portion	Construction stage	N/A
S10.7.1	W3	<p><u>Sewage Effluent</u></p> <p>Portable chemical toilets and sewage holding tanks are recommended for handling the construction sewage generated by the workforce. A licensed contractor should be employed to provide appropriate and adequate portable toilets and be responsible for their</p>	To minimize water quality from sewage effluent	Contractor	All construction sites where practicable	Construction stage	√

EIA Ref.	EM&A Log Ref* / ERR Ref	Recommended Mitigation Measures	Objectives of the Recommended Measures & Main Concerns to address	Who to implement the measures?	Location of the implementation of measures	When to implement the measures?	Implementation Status
appropriate disposal and maintenance.							
S10.7.1	W4	<p data-bbox="342 326 804 375"><u>Groundwater from Contaminated Area in case contamination is found:</u></p> <ul data-bbox="342 383 835 1344" style="list-style-type: none"> <li data-bbox="342 383 835 919">• No direct discharge of groundwater from contaminated areas is allowed. Prior to the excavation works within potentially contaminated areas, the groundwater quality should be reviewed with reference to the site investigation data in the EIA report for compliance and the Technical Memorandum on Standards for Effluents Discharged into Drainage on Sewerage Systems, Inland and Coastal Waters (TM-Water). The existence of prohibited substance should be confirmed. The review results should be submitted to EPD for examination if the review results indicate that the groundwater to be generated from the excavation works would be contaminated. The contaminated groundwater should be either properly treated in compliance with the requirements of the TM-Water or properly recharged into the ground.</li> <li data-bbox="342 927 835 1227">• If wastewater treatment is deployed, the wastewater treatment unit shall deploy suitable treatment process (e.g. oil interceptor / activated carbon) to reduce the pollution level to an acceptable standard and remove any prohibited substances (e.g. total petroleum hydrocarbon (TPH)) to undetectable range. All treated effluent from the wastewater treatment plant shall meet the requirements as stated in TM Water and should be discharged into the foul sewers.</li> <li data-bbox="342 1235 835 1344">• If groundwater recharging wells are deployed, recharging wells should be installed as appropriate for recharging the contaminated groundwater back into the ground. The</li> </ul>	To minimize groundwater quality impact from contaminated area	Contractor	Excavation areas where contamination is found.	Construction stage	N/A



EIA Ref.	EM&A Log Ref* / ERR Ref	Recommended Mitigation Measures	Objectives of the Recommended Measures & Main Concerns to address	Who to implement the measures?	Location of the implementation of measures	When to implement the measures?	Implementation Status
		<p>recharging wells should be selected at places where the groundwater quality will not be affected by the recharge operation as indicated in the Section 2.3 of TM-Water. The baseline groundwater quality shall be determined prior to the selection of the recharge wells. It is necessary to submit a working plan (including the laboratory analytical results showing the quality of groundwater at the proposed recharge location(s) as well as the pollutant levels of groundwater to be recharged) to EPD for agreement. Pollution levels of groundwater to be recharged shall not be higher than the pollutant levels of ambient groundwater at the recharge well. Prior to recharge, any prohibited substances such as TPH products should be removed as necessary by installing the petrol interceptor. The Contractor should apply for a discharge licence under the Water Pollution Control Ordinance (WPCO) through the Regional Office of EPD for groundwater recharge operation or discharge of treated groundwater.</p>					
S10.7.1	W7	<p>In order to prevent accidental spillage of chemicals, the following is recommended:</p> <ul style="list-style-type: none"> <li>• All the tanks, containers, storage area should be bunded and the locations should be locked as far as possible from the sensitive watercourse and stormwater drains.</li> <li>• The Contractor should register as a chemical waste producer if chemical wastes would be generated. Storage of chemical waste arising from the construction activities should be stored with suitable labels and warnings.</li> <li>• Disposal of chemical wastes should be conducted in compliance with the requirements as stated in the Waste disposal</li> </ul>	To minimize water quality impact from accidental spillage	Contractor	All construction sites where practicable	Construction stage	<>

EIA Ref.	EM&A Log Ref* / ERR Ref	Recommended Mitigation Measures	Objectives of the Recommended Measures & Main Concerns to address	Who to implement the measures?	Location of the implementation of measures	When to implement the measures?	Implementation Status
(Chemical Waste) (General) Regulation.							
<b>Waste Management (Construction Waste)</b>							
S11.4.1.1	WM1	<u>On-site sorting of C&amp;D (Construction and Demolition) material</u> <ul style="list-style-type: none"> <li>Geological assessment should be carried out by competent persons on site during excavation to identify materials which are not suitable to use as aggregate in structural concrete (e.g. volcanic rock, Aplite dyke rock, etc). Volcanic rock and Aplite dyke rock should be separated at the source sites as far as practicable and stored in the designated stockpile areas avoiding delivering them to crushing facilities. The crushing plant operator should also be reminded to set up measures to prevent unsuitable rock from being ended up at concrete batching plants and turned into concrete for structural use. Details regarding control measures at source sites and crushing facilities should be submitted by the Contractors for the Engineer to review and agree. In addition, site records should also be kept for the types of rock materials excavated. The traceability of delivery will be ensured via the implementation of Trip Ticket System and enforcement by site supervisory staff as stipulated under DEVB TC(W) No. 6/2010 for tracking of the correct delivery to the rock crushing facilities for processing into aggregates. Alternative disposal option for the reuse of volcanic rock and Aplite Dyke rock, etc should also be explored.</li> </ul>	Separation of unsuitable rock from ending up at Concrete batching plants and be turned into concrete for structural use	Contractor	All construction sites	Construction stage	√
S11.5.1	WM2	<u>Construction and Demolition (C&amp;D) Material</u> <ul style="list-style-type: none"> <li>Maintain temporary stockpiles and reuse excavated fill material for backfilling and reinstatement;</li> </ul>	Good site practice to minimize waste generation and recycle C&D materials as far as	Contractor	All construction sites	Construction stage	√

EIA Ref.	EM&A Log Ref* / ERR Ref	Recommended Mitigation Measures	Objectives of the Recommended Measures & Main Concerns to address	Who to implement the measures?	Location of the implementation of measures	When to implement the measures?	Implementation Status
		<ul style="list-style-type: none"> <li>Carry out on-site sorting;</li> <li>Make provisions in the Contract documents to allow and promote the use of recycled aggregates where appropriate;</li> <li>Adopt 'Selective Demolition' technique to demolish the existing structures and facilities with a view to recovering broken concrete effectively for recycling purpose, where possible;</li> <li>Implement a trip-ticket system for each works contract to ensure that the disposal of C&amp;D materials are properly documented and verified;</li> <li>Implement an enhanced Waste management Plan similar to ETWBTC (Works) No. 19/2005 – "Environmental Management on Construction Sites" to encourage on-site sorting of C&amp;D materials and minimize waste generation during the course of construction.</li> <li>Disposal of the C&amp;D materials to any sensitive locations such as agricultural lands, etc. should be avoided. The Contractor shall propose the final disposal sites to the Project Proponent and get his approval before implementation</li> </ul>	practicable so as to reduce the amount for final disposal				
S11.5.1	WM3	<u>C&amp;D Waste</u> <ul style="list-style-type: none"> <li>Standard formwork or pre-fabrication should be used as far as practicable in order to minimise the arising of C&amp;D materials. The use of more durable formwork or plastic facing for the construction works should be considered. Use of wooden hoardings should not be used. Metal hoarding should be used to enhance the possibility of recycling. The purchase of construction materials will be carefully planned in order to avoid over ordering and wastage.</li> </ul>	Good site practice to minimize waste generation and recycle C&D materials as far as practicable so as to reduce the amount for final disposal	Contractor	All construction sites	Construction stage	√

EIA Ref.	EM&A Log Ref* / ERR Ref	Recommended Mitigation Measures	Objectives of the Recommended Measures & Main Concerns to address	Who to implement the measures?	Location of the implementation of measures	When to implement the measures?	Implementation Status
		<ul style="list-style-type: none"> <li>The Contractor should recycle as much of the C&amp;D materials as possible on-site. Public fill and C&amp;D waste should be segregated and stored in different containers or skips to enhance reuse or recycling of materials and their proper disposal. Where practicable, concrete and masonry can be crushed and used as fill. Steel reinforcement bar can be used by scrap steel mills. Different areas of the sites should be considered for such segregation and storage.</li> </ul>					
S11.5.1	WM4	<p><u>General Refuse</u></p> <ul style="list-style-type: none"> <li>General refuse generated on-site should be stored in enclosed bins or compaction units separately from construction and chemical wastes.</li> <li>A reputable waste collector should be employed by the Contractor to remove general refuse from the site, separately from construction and chemical wastes, on a daily basis to minimize odour, pest and litter impacts. Burning of refuse on construction sites is prohibited by law.</li> <li>Aluminium cans are often recovered from the waste stream by individual collectors if they are segregated and made easily accessible. Separate labelled bins for their deposit should be provided if feasible.</li> <li>Office wastes can be reduced through the recycling of paper if volumes are large enough to warrant collection. Participation in a local collection scheme should be considered by the Contractor.</li> </ul>	Minimize the production of general refuse and minimise odour, pest and litter impacts	Contractor	All construction sites	Construction stage	√
S11.5.1	WM7	<p><u>Chemical Waste</u></p> <ul style="list-style-type: none"> <li>Chemical waste as defined by Schedule 1 of the Waste Disposal (Chemical Waste) (General) Regulation, that is produced should</li> </ul>	Control the chemical waste and ensure proper storage, handling and disposal.	Contractor	All construction sites	Construction stage	√

EIA Ref.	EM&A Log Ref* / ERR Ref	Recommended Mitigation Measures	Objectives of the Recommended Measures & Main Concerns to address	Who to implement the measures?	Location of the implementation of measures	When to implement the measures?	Implementation Status
		<p>be handled in accordance with the Code of Practice on the Packaging, Labelling and Storage of Chemical Wastes.</p> <ul style="list-style-type: none"> <li>• Containers used for the storage of chemical wastes should be suitable for the substance they are holding, resistant to corrosion, maintained in a good condition, and securely closed. They should have a capacity of less than 450 litres unless the specification has been approved by the EPD. A label in English and Chinese should be displayed in accordance with instructions prescribed in Schedule 2 of the regulation.</li> <li>• The storage area for chemical wastes should be clearly labelled and used solely for the storage of chemical waste; enclosed on at least 3 sides. It should also have an impermeable floor and bunding of sufficient capacity to accommodate 110% of the volume of the largest container or 20 % of the total volume of waste stored in that area, whichever is the greatest. It should have adequate ventilation and be covered to prevent rainfall entering; and arranged so that incompatible materials are adequately separated.</li> <li>• Disposal of chemical waste should be via a licensed waste collector; to a facility licensed to receive chemical waste, such as the Chemical Waste Treatment Centre (which also offers a chemical waste collection service and can supply the necessary storage containers); or to a reuser of the waste, under the approval from the EPD.</li> </ul>					



## APPENDIX I REGULAR NOISE MONITORING RESULTS

## Appendix I - Regular Noise Monitoring Results

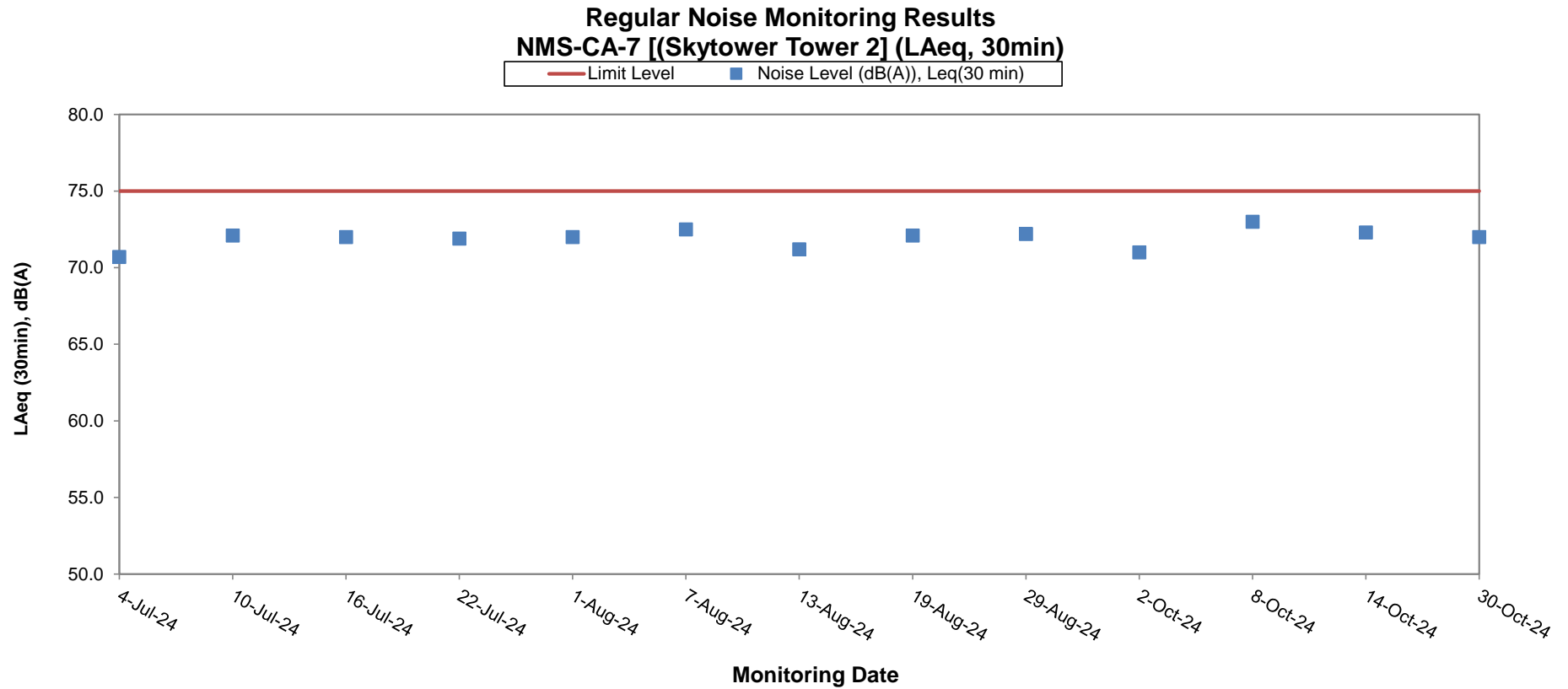
Station NMS-CA-7 Skytower Tower 2

Date	Start Time	End Time	Weather	Measured Noise level (dB(A)), L <sub>Aeq</sub> (30 min)	Baseline (dB(A)), L <sub>Aeq</sub> (30 min)	Corrected LAeq(dBA) <sup>(a)</sup>	Major Construction Noise Source(s) Observed	Other Noise Source(s) Observed	Temp. (°C)	Wind Speed (m/s)	Noise Meter Model / ID	Calibrator Model / ID
2 Oct 2024	9:10	9:40	Fine	71.0	70.0	64.1	Crane operation	Traffic noise	25.0	0.2	NL-52 00643049	CAL200 16878
8 Oct 2024	9:16	9:36	Sunny	73.0	70.0	70.0	Crane operation	Traffic noise	27.0	0.3	NL-52 00643049	CAL200 16878
14 Oct 2024	9:02	9:32	Sunny	72.3	70.0	68.4	Crane operation	Traffic noise	27.0	0.3	NL-52 00643049	CAL200 16878
24 Oct 2024	9:11	9:41	Sunny	72.2	70.0	68.2	Crane operation	Traffic noise	23.0	0.6	NL-52 00643050	CAL200 16879
30 Oct 2024	9:04	9:34	Fine	72.0	70.0	67.7	Crane operation	Traffic noise	25.0	0.2	NL-52 00643049	CAL200 16878

Remarks:

(a) The Measured LAeq is corrected against the corresponding Baseline Level.

# Appendix I - Regular Noise Monitoring Results



Remark:

- The presented noise level has been corrected, if the measured noise level is higher than the baseline noise level.





**ERM**

APPENDIX J REGULAR DUST MONITORING RESULTS

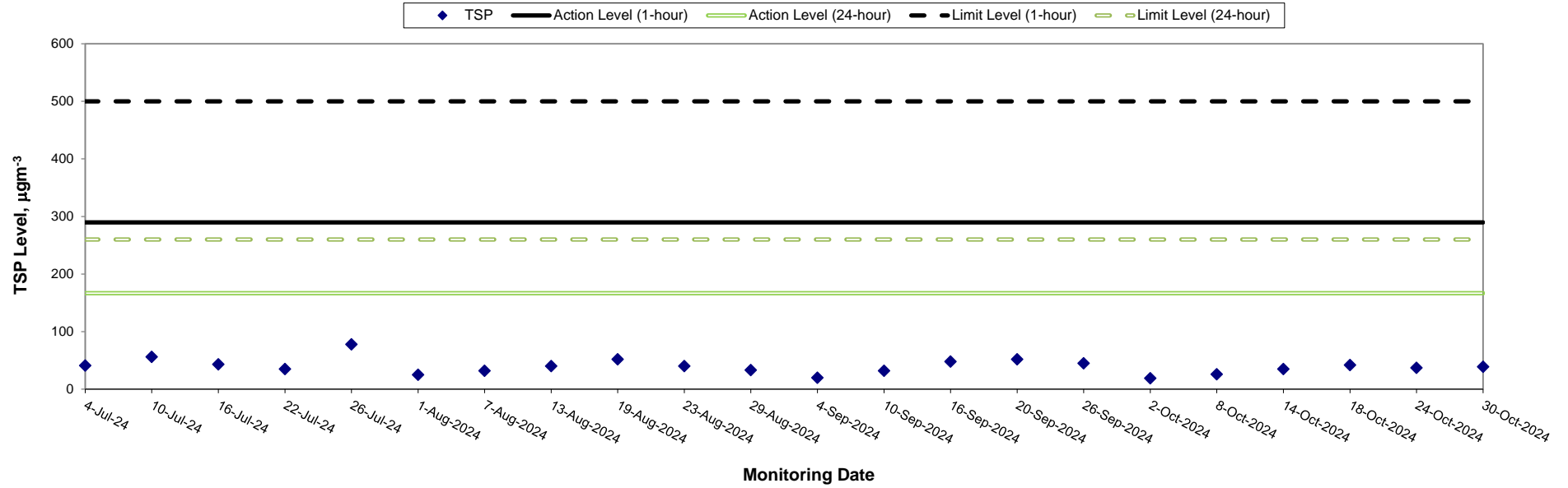
## Appendix J - Construction Dust Monitoring Results

Station DMS-7 Skytower Tower 2

Start		Finish		Weather	Sampling Time (hrs)	Measurement (µg/m3)	Action Level (µg/m3)	Limit Level (µg/m3)	Observations / Remarks	Dust Meter Model / ID
Date	Time	Date	Time							
2-Oct-2024	09:16	3-Oct-24	09:16	Fine	24.00	19.0	166.7	260	Construction, work in progress	Tisch Environmental 3965
8-Oct-2024	09:12	9-Oct-24	09:12	Sunny	24.00	26.0	166.7	260	Construction, work in progress	Tisch Environmental 3966
14-Oct-2024	09:02	15-Oct-24	09:02	Sunny	24.00	35.0	166.7	260	Construction, work in progress	Tisch Environmental 3967
18-Oct-2024	09:08	19-Oct-24	09:08	Cloudy	24.00	42.0	166.7	260	Construction, work in progress	Tisch Environmental 3968
24-Oct-2024	09:11	25-Oct-24	09:11	Sunny	24.00	37.0	166.7	260	Construction, work in progress	Tisch Environmental 3969
30-Oct-2024	09:00	31-Oct-24	09:00	Fine	24.00	39.0	166.7	260	Construction, work in progress	Tisch Environmental 3970

# Appendix J - Construction Dust Monitoring Results

## Regular Construction Dust Monitoring Results DMS-7 (Skytower Tower 2)



\* The measurement has been updated to 24-hour TSP Level and the monitoring station has changed from Parc 22 to Skytower Tower 2 starting from 27 Oct 2023.

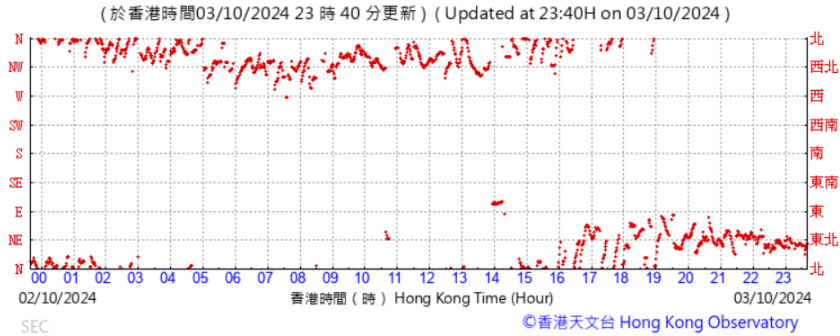


**ERM**

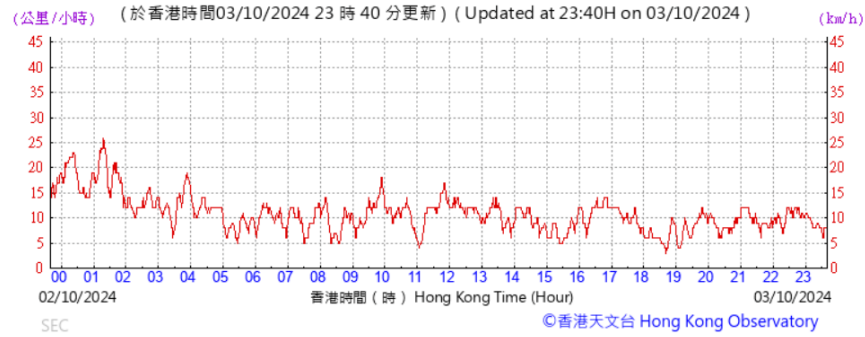
APPENDIX K WIND DATA FROM HONG KONG  
OBSERVATORY

## Appendix K – Wind data obtained from the Kai Tak meteorological station from the Hong Kong Observatory

Wind Direction:

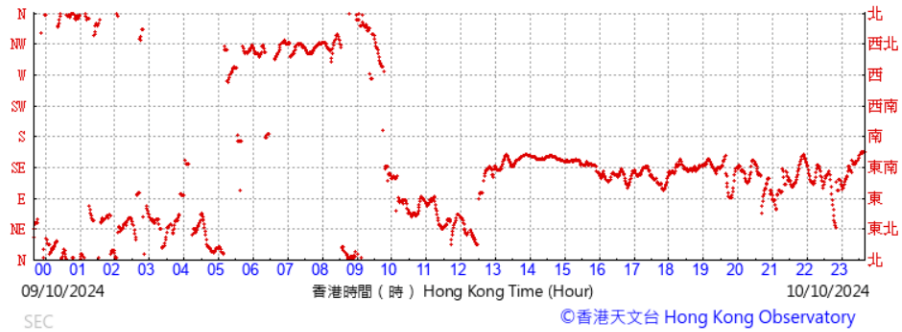


Wind Speed:



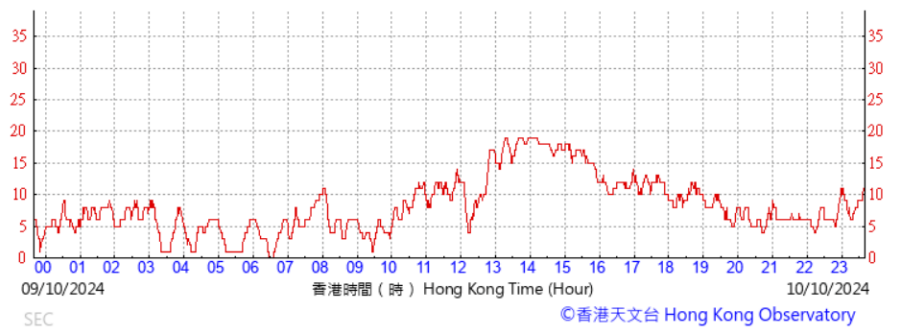
Wind Direction:

(於香港時間10/10/2024 23 時 40 分更新) ( Updated at 23:40H on 10/10/2024 )



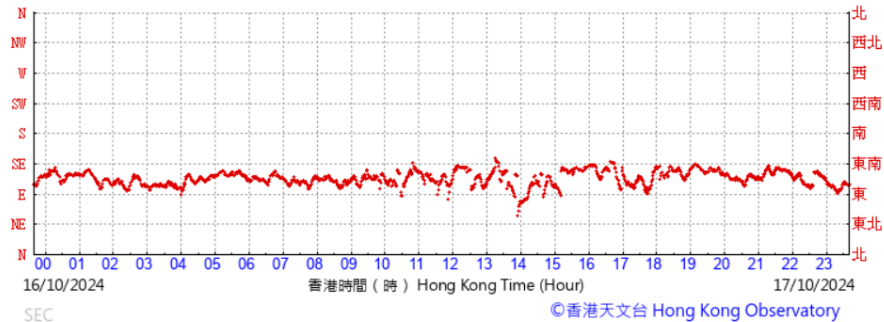
Wind Speed:

(公里/小時) (於香港時間10/10/2024 23 時 40 分更新) ( Updated at 23:40H on 10/10/2024 )



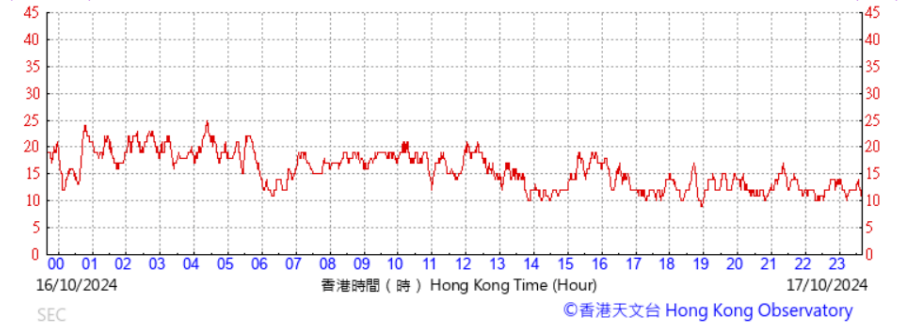
Wind Direction:

(於香港時間17/10/2024 23 時 40 分更新) ( Updated at 23:40H on 17/10/2024 )



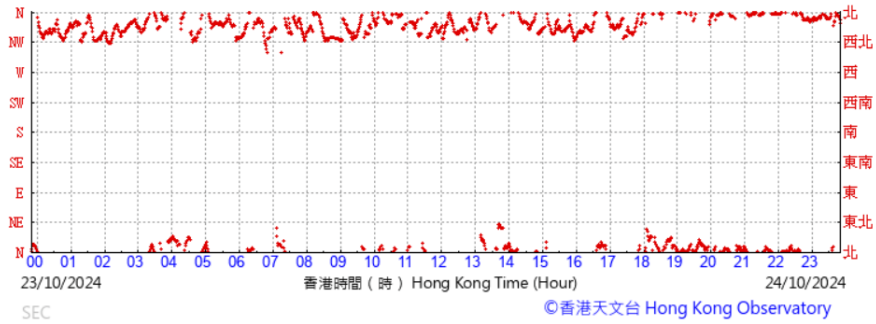
Wind Speed:

(公里/小時) (於香港時間17/10/2024 23 時 40 分更新) ( Updated at 23:40H on 17/10/2024 )



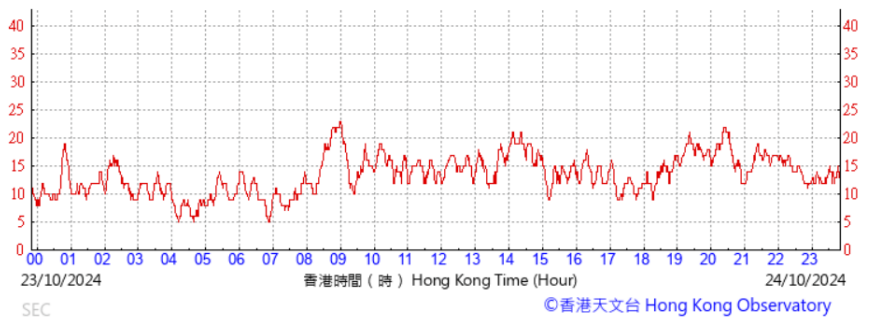
Wind Direction:

(於香港時間24/10/2024 23 時 50 分更新) ( Updated at 23:50H on 24/10/2024 )



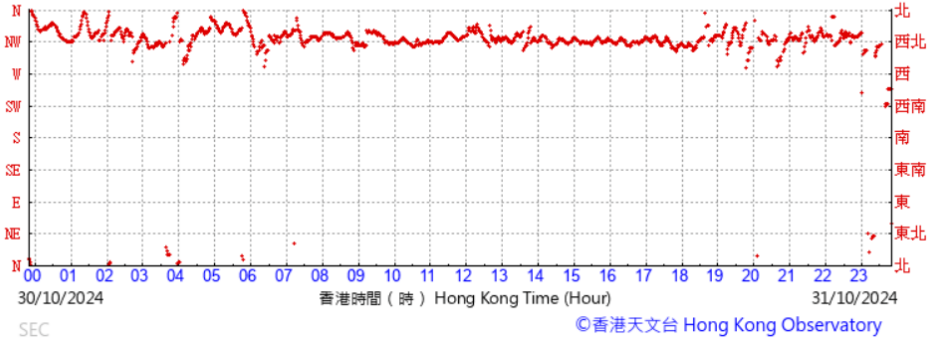
Wind Speed:

(公里/小時) (於香港時間24/10/2024 23 時 50 分更新) ( Updated at 23:50H on 24/10/2024 ) (km/h)



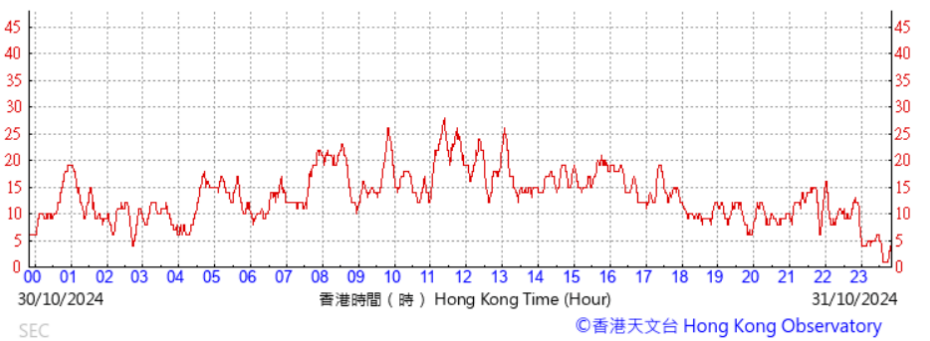
Wind Direction:

(於香港時間31/10/2024 23 時 50 分更新) ( Updated at 23:50H on 31/10/2024 )



Wind Speed:

(公里/小時) (於香港時間31/10/2024 23 時 50 分更新) ( Updated at 23:50H on 31/10/2024 ) (km/h)





**ERM**

APPENDIX L WASTE FLOW TABLE



Month	Actual Quantities of Inert C&D Material Generated						Actual Quantities of Non-Inert C&D Material Generated				
	Total Quantity Generated	Hard Rock and Large Broken Concrete	Reused in the Contract	Reused in other Projects	Disposed as Public Fill	Imported Fill	Metal (Note 1)	Paper / cardboard packing (Note 1)	Plastic (Note 1,2)	Chemical Waste	Other, e.g. general refuse
	(in '000 m <sup>3</sup> )	(in '000 m <sup>3</sup> )	(in '000 m <sup>3</sup> )	(in '000 m <sup>3</sup> )	(in '000m <sup>3</sup> )	(in '000m <sup>3</sup> )	(in '000 kg)	(in '000 kg)	(in '000 kg)	(in '000 kg)	(in '000kg)
Jan	1.74	0	0	0	1.74	0	0	0	0	0	0
Feb	1.13	0	0	0	1.13	0	0	0	0	0	0
Mar	1.59	0	0	0	1.59	0	0	0	0	0	0
Apr	0.75	0	0	0	0.75	0	0	0	0	0	0
May	1.09	0	0	0	1.09	0	0	0	0	0	0
Jun	0.88	0	0	0	0.88	0	0	0	0	0	0
Jul	0.51	0	0	0	0.51	0	0	0	0	0	0
Aug	1.71	0	0	0	1.71	0	0	0	0	0	0
Sep	1.21	0	0	0	1.21	0	0	0	0	0	0
Oct	0.17	0	0	0	0.17	0	0	0	0	0	0
Nov											
Dec											
Grand Total	10.78	0	0	0	10.78	0	0	0	0	0	0

Year	Actual Quantities of Inert C&D Material Generated						Actual Quantities of Non-Inert C&D Material Generated				
	Total Quantity Generated	Hard Rock and Large Broken Concrete	Reused in the Contract	Reused in other Projects	Disposed as Public Fill	Imported Fill	Metal (Note 1)	Paper / cardboard packing (Note 1)	Plastic (Note 1,2)	Chemical Waste	Other, e.g. general refuse
	(in '000 m <sup>3</sup> )	(in '000 m <sup>3</sup> )	(in '000 m <sup>3</sup> )	(in '000 m <sup>3</sup> )	(in '000m <sup>3</sup> )	(in '000m <sup>3</sup> )	(in '000 kg)	(in '000 kg)	(in '000 kg)	(in '000 kg)	(in '000kg)
2023	2.28	0	0	0	2.28	0	0	0	0	0	0
2024	10.78	0	0	0	10.78	0	0	0	0	0	0
2025											
2026											

Note: (1) Metal, paper & plastic were collected by recycler

(2) Plastic refer to plastic bottles / containers, plastic sheets / foam from packaging

(3) Use the conversion factor, density of general refuses (0.75 tonne / m<sup>3</sup>), soft inert C&D materials (2 tonnes/m<sup>3</sup>) and hard rocks / big boulders (2.5 tonne/m<sup>3</sup>).

(4) 1 tonne = 1000 kg



**ERM**

APPENDIX M ENVIRONMENTAL COMPLAINT,  
ENVIRONMENTAL SUMMON AND PROSECUTION LOG

**Appendix M Environmental Complaint, Environmental Summon and Prosecution Log**

<b>Reporting Period</b>	<b>Number of Complaints in Reporting Period</b>	<b>Number of Summons/Prosecutions in Reporting Period</b>
15 – 30 July 2023	0	0
August 2023	0	0
September 2023	1	0
October 2023	0	0
November 2023	0	0
December 2023	0	0
January 2024	0	0
February 2024	0	0
March 2024	0	0
April 2024	0	0
May 2024	0	0
June 2024	0	0
July 2024	0	0
August 2024	0	0
September 2024	0	0
October 2024	0	0
Overall Total	1	0



# ERM

ERM HAS OVER 160 OFFICES ACROSS THE FOLLOWING COUNTRIES AND TERRITORIES WORLDWIDE

Argentina	The Netherlands
Australia	New Zealand
Belgium	Peru
Brazil	Poland
Canada	Portugal
China	Romania
Colombia	Senegal
France	Singapore
Germany	South Africa
Ghana	South Korea
Guyana	Spain
Hong Kong	Switzerland
India	Taiwan
Indonesia	Tanzania
Ireland	Thailand
Italy	UAE
Japan	UK
Kazakhstan	US
Kenya	Vietnam
Malaysia	
Mexico	
Mozambique	

**ERM Hong Kong Limited**  
2507, 25/F One Harbourfront  
18 Tak Fung Street  
Hung Hom, Kowloon,  
Hong Kong

**[www.erm.com](http://www.erm.com)**

---

**Appendix B**

**Monthly EM&A Report for  
SCL (TAW-HUH) and SCL(MKK-HUH) –  
Re-provisioning of Ma Chai Hang Recreation Ground  
(Contract No. 11234)**

---

Monthly EM&A Report (October 2024)

Shatin to Central Link –  
Tai Wai to Hung Hom Section

Re-provision of Ma Chai Hang Recreation  
Ground (Contract No. SCL 11234)

Monthly EM&A Report

(Period from 1 to 31 October 2024)

Certified by:  (Alfred Fong)

Position: Environmental Team Leader

Date: 5 November 2024



---

# Monthly EM&A Report (October 2024)

Re-provision of Ma Chai Hang Recreation Ground (Contract No. SCL 11234)

0165/22/ED/0543

# Document Control

## Document Information

Document Title	Monthly EM&A Report (October 2024)
Issue Status	Revision 1

## Main Contractor Information

Main Contractor	Build King Civil Eng. Ltd.
Main Contractor Address	Units 601-605A, 6/F, Tower B, Manulife Financial Centre, 223 Wai Yip Street, Kwun Tong, Kln
Main Contractor Contact	Mr Pogen Ho/ Mr Jason Law / Ms Ping Chan

## Revision History

Issue	Date	Status	Prepared By	Checked By	Approved By
1	5 November 2024	Initial Issue	AH	YL/MS	AF

## Environmental Team

Initials	Name	Role
AF	Alfred Fong	Environmental Team Leader
YL	Yenny Lu	Environmental Consultant
MS	Michelle Shum	Environmental Consultant
Andy	Andy Hui	Project Consultant



# Contents

<b>Executive Summary</b>	<b>iii</b>
<b>1. Introduction</b>	<b>1</b>
1.1 Background	1
1.2 Construction Programme	1
1.3 Work Undertaken During the Reporting Month	2
1.4 Project Organization	2
1.5 Status of Environmental Licenses, Notifications and Permits	3
1.6 Site Inspection Schedule	3
<b>2. Implementation Status</b>	<b>4</b>
2.1 Implementation Status of Mitigation Measure	4
2.2 Updated Implementation Schedule	4
2.3 Submission status under the EP	4
<b>3. Environmental Monitoring Results</b>	<b>4</b>
3.1 Introduction	4
3.2 Bi-weekly landscape and visual audit inspection	5
3.3 Weekly Environmental Site Inspection	5
3.4 Summary of Environmental Complaint	6
3.5 Summary of Environmental Non-Compliance	6
3.6 Summary of Environmental Summon and Successful Prosecution	7
<b>4. Future Key Issues</b>	<b>8</b>
4.1 Key Issues for the Coming Month	8
4.2 Environmental Monitoring Program for the Coming Month	8
4.3 Construction Programme for the Coming Month	8
<b>5. Comments, Recommendations and Conclusion</b>	<b>9</b>
5.1 Effectiveness and Efficiency of Mitigation Measures	9
5.2 Improvement in the EM&A Programme	9
5.3 Conclusions	9

## Appendix

- Appendix A Construction Programme
- Appendix B Landscape and Visual inspection Schedule
- Appendix C Environmental Mitigation Implementation Schedule (EMIS)
- Appendix D Event and Action Plan

## Figures

- Figure 1 Locations of Project Works Areas – Site Layout Plan of Ma Chai Hang

# Executive Summary

This is the monthly Environmental Monitoring and Audit (EM&A) Report for October 2024 prepared by Fugro Technical Services Limited (FTS), the designated Environmental Team (ET), for the Project "Re-provision of Ma Chai Hang Recreation Ground (Contract No. SCL 11234)". This Monthly EM&A report presents the environmental monitoring and audit works for the period between 1 October 2024 and 31 October 2024. As informed by the Contractor, the area under Environmental Permit no. EP-438/2012 and its subsequent variations at the Ma Chai Hang have been taken over by the Contractor on 18 March 2024 for the construction of the football pitch, therefore, the EM&A programme was resumed on the same date. Major activities in the reporting month were summarized as below:

- Site Clearance
- Construction of football pitch fence footing

## EM&A Programme

In view of the resumption of EM&A programme to fulfill with the EM&A requirement specified under EP-438/2012 and its subsequent variations, it was agreed with IEC and EPD that the Environmental Team (ET) to carry out regular site inspections at least once per week during construction of the remaining reinstatement works and bi-weekly site inspections of the implementation of landscape and visual mitigation measures according to EM&A Manual.

Weekly inspections, including the implementation of landscape and visual mitigation measures were conducted on 7<sup>th</sup>, 14<sup>th</sup>, 22<sup>th</sup> and 28<sup>th</sup> October 2024. No audit findings were observed during the reporting period.

## Complaint, Notification of Summons and Successful Prosecution

No complaint case was received during the reporting period.

## Reporting Changes

There was no reporting change in the reporting month.

## Future Key Issues

The key issues to be considered in the coming reporting month include:

Potential environmental impacts arising from the above construction activities are mainly associated with construction dust, construction noise, water quality, waste management and landscape and visual impact.

# 1. Introduction

## 1.1 Background

1.1.1 The Shatin to Central Link – Tai Wai to Hung Hom Section (hereafter referred to as SCL (TAW-HUH)) is an extension of the Ma On Shan Line and links up with the West Rail Line at Hung Hom forming a strategic east-west rail corridor. It is a Designated Project under the Environmental Impact Assessment Ordinance (Cap.499) (EIAO).

1.1.2 Contract No. SCL 11234 – Re-provisioning of Ma Chai Hang Recreation Ground (MCHRG) (hereafter referred as “the Contract”), is the remaining reinstatement works of SCL.

1.1.3 The Environmental Monitoring and Audit (EM&A) programme under this Contract is governed by the Environmental Permit (EP) (EP No: EP-438/2012 and its subsequent variations) and the Contract specific EM&A Manual. The Works under this Contract and corresponding EPs include:

- Construction of an 11-A-Side Artificial Turf Football Pitch
- Hard & Soft Landscape

1.1.4 The location and boundary of the site is shown in **Figure 1**.

1.1.5 This Monthly EM&A report is required under EP-438/2012/L Condition 3. It is to report the results and findings of the EM&A programme required in the agreed proposal for resumption EM&A Works.

1.1.6 This is the monthly EM&A Report for October 2024 which summarized the impact monitoring results and audit findings for Re-provisioning of Ma Chai Hang Recreation Ground (MCHRG) (hereafter referred as “the Contract”) within the period between 1 October and 31 October 2024.

## 1.2 Construction Programme

1.2.1 The construction of football pitch was commenced on 18 March 2024 and expected to be completed in February 2025. The construction programme is shown in **Appendix A**.

### 1.3 Work Undertaken During the Reporting Month

1.3.1 A summary of the major construction activities undertaken in the reporting month were shown in below:

- Site Clearance
- Construction of football pitch fence footing

### 1.4 Project Organization

1.4.1 Contacts of key environmental staff of the Project and are shown in **Table 1.1**.

Table 1.1 Contact Information of Key Personnel

Party	Position	Name	Telephone
Project Proponent (MTRC Limited)	Chief Construction Manager	Mr. Jacky Mak	3127 6201
	Project-wide Environmental Team Leader	Mr. Rodney Ip	2688 1760
IEC	Independent Environmental Checker	Ms. Claudine Lee	2859 5409
Main Contractor (Build King Civil Engineering Limited)	Project Manager	Mr. Craig Higgins	9220 1442
	Environmental Officer	Ms. Ping Ting Chan	5130 0413
ET (FTS)	Environmental Team Leader	Mr. Alfred Fong	9273 0715
	Environmental Team Member	Ms. Yenny Lu	3565 4136

## 1.5 Status of Environmental Licenses, Notifications and Permits

- 1.5.1 A summary of the relevant environmental licenses permits and/or notifications on environmental protection for this Contract is presented in **Table 1.2**.

Table 1.2 Summary of Environmental Licensing Status

Environmental License / Permit / Notification	Reference Number	Valid From	Valid Till
Environmental Permit	EP-438/2012/L	16/08/2024	NA
Notification of Construction Works under Air Pollution (Construction Dust) Regulation	351345	22/10/2012	NA
Billing Account for Disposal of Construction Waste	7045214	03/10/2022	NA
Chemical Waste Producer Registration	5293-282-B2500-09	20/10/2022	NA
Effluent Discharge License	WT00043112-2023	13/02/2023	29/02/2028
Construction Noise Permit	GW-RE0910-24	05/08/2024	04/02/2025

## 1.6 Site Inspection Schedule

- 1.6.1 The ET will carry out the regular site inspections at least once per week and the bi-weekly landscape and visual site audit inspection schedule for the reporting period with respect to the construction programme which is shown in **Appendix B**.

## 2. Implementation Status

### 2.1 Implementation Status of Mitigation Measure

2.1.1 During the site inspection, the environmental protection, and pollution control mitigation measures in accordance with the requirements stipulated in EIA were observed. The key observations and ET's corresponding recommendations. The Contractor's response and follow-up status are described in **Section 3.3**.

### 2.2 Updated Implementation Schedule

2.2.1 The Contractor has implemented all the environmental mitigation measures and requirements as stated in the approved EIA Report, EP, agreed proposal for resumption of EM&A Works. The implementation status of the environmental mitigation measures for this Works Contract during the reporting period is summarised in **Appendix C**.

### 2.3 Submission status under the EP

2.3.1 The status of the required submissions under the EP for this Works Contract during the reporting period is described in Table 2.1.

Table 2.1 Status of required submission under the works contract during the reporting period

EP Condition	Submission	Submission Date
3.4	Monthly EM&A Report (March 2024)	12 April 2024
3.4	Monthly EM&A Report (April 2024)	10 May 2024
3.4	Monthly EM&A Report (May 2024)	12 June 2024
3.4	Monthly EM&A Report (June 2024)	11 July 2024
3.4	Monthly EM&A Report (July 2024)	14 August 2024
3.4	Monthly EM&A Report (August 2024)	13 September 2024
3.4	Monthly EM&A Report (September 2024)	14 October 2024

## 3. Environmental Monitoring Results

### 3.1 Introduction

3.1.1 In accordance with the EM&A Manual, the mitigation measures shall be implemented, and a site inspection shall be conducted once every week and a landscape and visual audit inspection shall be conducted once every two weeks throughout the construction period.

### 3.2 Bi-weekly landscape and visual audit inspection

3.2.1 Bi-weekly inspection of landscape and visual audit inspection was conducted on 7<sup>th</sup> and 21<sup>st</sup> October 2024 during the reporting period. Most of the mitigation measures given in **Appendix C** have been implemented. Required Actions that were found are listed below:

7 October 2024

- No observation was reported during the site inspection.

21 October 2024

- To No observation was reported during the site inspection.

### 3.3 Weekly Environmental Site Inspection

3.3.1 In the reporting month, 4 site inspections were carried out on 7<sup>th</sup>, 14<sup>th</sup>, 21<sup>st</sup> and 28<sup>th</sup> October 2024. The representative of the IEC joined the site inspection on 7<sup>th</sup> October 2024. Details of the finding are presented in Table 3.1.

Table 3.1 Key Findings of Weekly Environmental Site Audit

Inspection Date	Observations / Reminders/ Recommendations	Follow Up Action	Completion Date
Follow up action(s) of last reporting month	NIL	NA	NA
<b>Weekly Site Inspection</b>			
7/10/2024	<u>Observation:</u> 1. To remove the sediment from the wastewater tank to prevent the tank from overflowing.  2. The stockpile near the sports centre should be removed or sprayed with water to prevent dust.	1. The sediment has been removed from the wastewater tank to prevent the tank from overflowing.  2. The stockpile near the sports centre has been removed or sprayed with water to prevent dust.	Completed on 10 Oct 2024.  Completed on 10 Oct 2024.
14/10/2024	<u>Observation:</u> 1. The stockpile near the sports centre should be covered or sprayed with water to prevent dust.	1. The stockpile near the sports centre has been covered or sprayed with water to prevent dust.	Completed on 15 Oct 2024.



Inspection Date	Observations / Reminders/ Recommendations	Follow Up Action	Completion Date
	2. Frequency of spraying water should be increased on the main road in the south of the site.	2. Frequency of spraying water was increased on the main road in the south of the site.	Completed on 15 Oct 2024.
21/10/2024	<u>Observation:</u> 1. Frequency of spraying water should be increased on the main haul road near the sports centre. 2. A drip tray should be provided for the chemical solvent behind the rest room near the football playground area.	1. Frequency of spraying water was increased on the main haul road near the sports centre. 2. A drip tray was provided for the chemical solvent behind the rest room near the football playground area.	Completed on 25 Oct 2024.  Completed on 25 Oct 2024.
28/10/2024	<u>Observation:</u> 1. The NRMM label should be provided for the excavator in the football playground area.  2. A drip tray should be provided for the chemical solvent near the west entrance.	1. The NRMM label was provided for the excavator in the football playground area.  2. A drip tray was provided for the chemical solvent near the west entrance.	Completed on 29 Oct 2024.  Completed on 29 Oct 2024.

### 3.4 Summary of Environmental Complaint

3.4.1 No complaints were received in the reporting period. The updated statistical summary of complaint is presented in **Table 3.2**.

Table 3.2 Summary of Complaints

Reporting Period	Complaint Statistics		Area of Concern	Status
	Number	Cumulative		
01/10/2024 – 31/10/2024	0	0	NA	NA

### 3.5 Summary of Environmental Non-Compliance

3.5.1 There was no non-compliance identified during the reporting month, so review of the non-compliance was not required.

### 3.6 Summary of Environmental Summon and Successful Prosecution

- 3.6.1 No summons of prosecutions related to environmental issues were received or made against the project in the reporting month.

## 4. Future Key Issues

### 4.1 Key Issues for the Coming Month

4.1.1 Works to be undertaken in the coming reporting month are summarized in **Table 4.1** as below.

Table 4.1 Tentative Programme of Construction Works for the Coming Month

	Major Works Undertaken
November 2024	<ul style="list-style-type: none"><li>- Site Clearance</li><li>- Erection of steel frames</li><li>- Construction of football pitch fence footing</li></ul>
December 2024	<ul style="list-style-type: none"><li>- Site Clearance</li><li>- Erection of steel frames</li><li>- Installation of mesh for football pitch fence</li></ul>
January 2025	<ul style="list-style-type: none"><li>- Site Clearance</li><li>- Erection of steel frames</li><li>- Installation of mesh for football pitch fence</li><li>- Laying of artificial turfing system</li><li>- Testing and commissioning for football pitch</li><li>- Hard &amp; Soft Landscaping</li></ul>

### 4.2 Environmental Monitoring Program for the Coming Month

4.2.1 Environmental monitoring and audit will be carried out in accordance with the requirements stipulated in the EM&A manual. Tentative weekly site audit schedule for the coming month with respect to the construction programme is shown in **Appendix B**.

### 4.3 Construction Programme for the Coming Month

4.3.1 The construction programme for the coming month is shown in **Appendix A**.

## 5. Comments, Recommendations and Conclusion

### 5.1 Effectiveness and Efficiency of Mitigation Measures

5.1.1 The regularly site inspections and environmental impact monitoring ensured that all the environmental mitigation measures recommended in EM&A Manual were effectively implemented. Despite the deficiencies found during site audits, the Contractor had taken appropriate actions to rectify deficiencies within a reasonable timeframe, and no findings related to the project was observed. Therefore, the effectiveness and efficiency of the mitigation measures were considered satisfactory for most of the time.

### 5.2 Improvement in the EM&A Programme

5.2.1 The EM&A programme was considered successfully and adequately conducted in the reporting period.

### 5.3 Conclusions

5.3.1 This is the monthly EM&A Report which summaries the results and findings of the EM&A programme required for the Project between 1 October and 31 October 2024.

5.3.2 No complaints were received in the reporting period.

5.3.3 No notification of summons or successful prosecutions were received in the reporting period.

5.3.4 There was no reporting change in the reporting month.

5.3.5 Potential environmental impacts due to the construction activities will be monitored or reviewed. The ET will continue to implement the environmental monitoring & audit programme in accordance with the agreed proposal for resumption of EM&A Works and Environmental Permit requirements. The recommended environmental mitigation measures shall be implemented on site and regular inspections as required will be carried out to ensure that the environmental conditions are acceptable.

**Figure 1**

**Locations of Project Works Areas – Site Layout Plan of Ma Chai Hang**

**Figure 1** Works area of MCHRG



**Appendix A**  
**Construction Programme**

Construction activities	Start	Finish	2024										2025		
			3	4	5	6	7	8	9	10	11	12	1	2	
Site clearance	Mar-24	Jan-25													
Construction of football pitch fence footing	Mar-24	Nov-24													
Erection of steel frames	Nov-24	Jan-25													
Installation of mesh for football pitch fence	Dec-24	Feb-25													
Laying of artificial turfing system	Jan-25	Feb-25													
Testing and commissioning for football pitch	Jan-25	Feb-25													
Hard & Soft Landscaping	Jan-25	Feb-25													



## **Appendix B**

### **Site inspection Schedule**

## Environmental Monitoring Schedule

	Sunday	Monday	Tuesday	Wednesday	Thursday	Friday	Saturday
10/2024			1	2	3	4	5
	6	7 WSIA IEC LV	8	9	10	11	12
	13	14 WSIA	15	16	17	18	19
	20	21 WSIA LV	22	23	24	25	26
	27	28 WSIA	29	30	31		

Remark:

1. LV: Landscape and Visual Site inspection.
2. IEC: Monthly IEC site inspection
3. WSIA: Weekly Site Inspection Audit
4. The EM&A programme under EP-438/2012 and its subsequent variations was resumed on 18 Mar 2024.

## Environmental Monitoring Schedule

	Sunday	Monday	Tuesday	Wednesday	Thursday	Friday	Saturday
<b>11/2024</b>						1	2
	3	4 WSIA IEC LV	5	6	7	8	9
	10	11 WSIA	12	13	14	15	16
	17	18 WSIA LV	19	20	21	22	23
	24	25 WSIA	26	27	28	29	30

Remark:

1. LV: Landscape and Visual Site inspection.
2. IEC: Monthly IEC site inspection
3. WSIA: Weekly Site Inspection Audit
4. The EM&A programme under EP-438/2012 and its subsequent variations was resumed on 18 Mar 2024.

## **Appendix C**

### **Environmental Mitigation Implementation Schedule (EMIS)**

## Updated Environmental Mitigation Implementation Schedule – Contract SCL 11234\_Re-provision Ma Chai Hang Recreation Ground

Notes (\*): ✓ - Compliance; N/A - Not Applicable; N/O - Not Observed; N/C - Non-Compliance

EIA Ref.	EM & A Log Ref.	Recommended Mitigation Measures	Objectives of the Recommended Measures & Main Concerns to address	Location of the measures	When to implement the measures?	What requirements or standards for the measures to achieve?	Implementation Status*
<b>Landscape and Visual (Construction Phase)</b>							
S6.9.3	LV1	<p>The following good site practices and measures for minimisation and avoidance of potential impacts are recommended:</p> <p><u>Re-use of Existing Soil</u></p> <ul style="list-style-type: none"> <li>For soil conservation, existing topsoil shall be re-used where possible for new planting areas within the project. The construction program shall consider using the soil removed from one phase for backfilling another. Suitable storage ground, gathering ground and mixing ground may be set up on-site as necessary.</li> </ul> <p><u>No-intrusion Zone</u></p> <ul style="list-style-type: none"> <li>To maximize protection to existing trees, ground vegetation and the associated under storey habitats, construction contracts may designate “No-intrusion Zone” to various areas within the site boundary with rigid and durable fencing for each individual no-intrusion zone. The contractor should closely monitor and restrict the site working staff from entering the “no-intrusion zone”, even for indirect construction activities and storage of equipment.</li> </ul> <p><u>Protection of Retained Trees</u></p> <ul style="list-style-type: none"> <li>All retained trees should be recorded photographically at the commencement of the Contract, and carefully protected during the construction period. Detailed tree protection specification shall be allowed and included in the Contract Specification, which specifying the tree protection requirement, submission and approval system, and the tree monitoring system.</li> <li>The Contractor shall be required to submit, for approval, a detailed working method statement for the protection of trees prior to undertaking any works adjacent to all retained trees, including trees in contractor’s works sites.</li> </ul>	<ul style="list-style-type: none"> <li>Minimize visual &amp; landscape impact</li> </ul>	Within Project Site	Construction Stage	TM-EIAO	<p>NA</p> <p>✓</p> <p>✓</p> <p>✓</p>
S6.12	LV2	<ul style="list-style-type: none"> <li><u>Management of facilities on work sites</u></li> </ul> <p>To provide proper management of the facilities on the sites, give control on the height and disposition/ arrangement of all facilities on the works site to minimize visual impact to adjacent VSRs.</p>	Minimize visual & landscape impact	Within Project Site	Detailed design and construction stage	EIAO – TM ETWB TCW 2/2004 ETWB TCW 3/2006	✓

EIA Ref.	EM & A Log Ref.	Recommended Mitigation Measures	Objectives of the Recommended Measures & Main Concerns to address	Location of the measures	When to implement the measures?	What requirements or standards for the measures to achieve?	Implementation Status*
		<ul style="list-style-type: none"> <li>• <u>Tree Transplanting</u></li> </ul> <p>Trees of high to medium survival rate would be affected by the works shall be transplanted where possible and practicable. Tree transplanting proposal including final location for transplanted trees shall be submitted separately to seek relevant government department's approval, in accordance with ETWB TCW No 3/2006.</p>					NA
<b>Construction Dust Impact</b>							
S7.6.5	D1	The contractor shall follow the procedures and requirements given in the Air Pollution Control (Construction Dust) Regulation	Minimize dust impact at the nearby sensitive receivers	All construction sites	Construction stage	<ul style="list-style-type: none"> <li>• APCO</li> <li>• To control the dust impact to meet HKAQO and TM-EIA criteria</li> </ul>	✓
S7.6.5	D2	<ul style="list-style-type: none"> <li>• Mitigation measures in form of regular watering under a good site practice should be adopted. Watering once per hour on exposed worksites and haul road in the Kowloon area and once per 1.5 hour at those in the Tai Wai area should be conducted to achieve dust removal efficiencies of 91.7%. While the above watering frequencies are to be followed, the extent of watering may vary depending on actual site conditions but should be sufficient to maintain an equivalent intensity of no less than 1.8 L/m<sup>2</sup> to achieve the dust removal efficiency</li> </ul>	Minimize dust impact at the nearby sensitive receivers	All construction sites	Construction stage	<ul style="list-style-type: none"> <li>• APCO</li> <li>• To control the dust impact to meet HKAQO and TM-EIA criteria</li> </ul>	✓
	D3	<ul style="list-style-type: none"> <li>• Proper watering of exposed spoil should be undertaken throughout the construction phase;</li> <li>• Any excavated or stockpile of dusty material should be covered entirely by impervious sheeting or sprayed with water to maintain the entire surface wet and then removed or backfilled or reinstated where practicable within 24 hours of the excavation or unloading;</li> <li>• Any dusty materials remaining after a stockpile is removed should be wetted with water and cleared from the surface of roads;</li> <li>• A stockpile of dusty material should not be extend beyond the pedestrian barriers, fencing or traffic cones.</li> <li>• The load of dusty materials on a vehicle leaving a construction site should be covered entirely by impervious sheeting to ensure that the dusty materials do not leak from the vehicle;</li> </ul>	Minimize dust impact at the nearby sensitive receivers	All construction sites	Construction stage	<ul style="list-style-type: none"> <li>• APCO</li> <li>• To control the dust impact to meet HKAQO and TM-EIA criteria</li> </ul>	 ✓  ✓  ✓  ✓

EIA Ref.	EM & A Log Ref.	Recommended Mitigation Measures	Objectives of the Recommended Measures & Main Concerns to address	Location of the measures	When to implement the measures?	What requirements or standards for the measures to achieve?	Implementation Status*
		<ul style="list-style-type: none"> <li>• Where practicable, vehicle washing facilities with high pressure water jet should be provided at every discernible or designated vehicle exit point. The area where vehicle washing takes place and the road section between the washing facilities and the exit point should be paved with concrete, bituminous materials or hardcores;</li> <li>• When there are open excavation and reinstatement works, hoarding of not less than 2.4m high should be provided and properly maintained as far as practicable along the site boundary with provision for public crossing; Good site practice shall also be adopted by the Contractor to ensure the conditions of the hoardings are properly maintained throughout the construction period;</li> <li>• The portion of any road leading only to construction site that is within 30m of a vehicle entrance or exit should be kept clear of dusty materials;</li> <li>• Surfaces where any pneumatic or power-driven drilling, cutting, polishing or other mechanical breaking operation takes place should be sprayed with water or a dust suppression chemical continuously;</li> <li>• Any area that involves demolition activities should be sprayed with water or a dust suppression chemical immediately prior to, during and immediately after the activities so as to maintain the entire surface wet;</li> <li>• Where a scaffolding is erected around the perimeter of a building under construction, effective dust screens, sheeting or netting should be provided to enclose the scaffolding from the ground floor level of the building, or a canopy should be provided from the first floor level up to the highest level of the scaffolding;</li> <li>• Any skip hoist for material transport should be totally enclosed by impervious sheeting;</li> <li>• Every stock of more than 20 bags of cement or dry pulverised fuel ash (PFA) should be covered entirely by impervious sheeting or placed in an area sheltered on the top and the 3 sides;</li> <li>• Cement or dry PFA delivered in bulk should be stored in a closed silo fitted with an audible high level alarm which is interlocked with the material filling line and no overfilling is allowed;</li> </ul>					<ul style="list-style-type: none"> <li style="text-align: center;">✓</li> <li style="text-align: center;">✓</li> <li style="text-align: center;">✓</li> <li style="text-align: center;">✓</li> <li style="text-align: center;">✓</li> <li style="text-align: center;">✓</li> <li style="text-align: center;">✓</li> <li style="text-align: center;">✓</li> <li style="text-align: center;">✓</li> </ul>

EIA Ref.	EM & A Log Ref.	Recommended Mitigation Measures	Objectives of the Recommended Measures & Main Concerns to address	Location of the measures	When to implement the measures?	What requirements or standards for the measures to achieve?	Implementation Status*
		<ul style="list-style-type: none"> <li>Loading, unloading, transfer, handling or storage of bulk cement or dry PFA should be carried out in a totally enclosed system or facility, and any vent or exhaust should be fitted with an effective fabric filter or equivalent air pollution control system; and</li> <li>Exposed earth should be properly treated by compaction, turfing, hydroseeding, vegetation planting or sealing with latex, vinyl, bitumen, shotcrete or other suitable surface stabiliser within six months after the last construction activity on the construction site or part of the construction site where the exposed earth lies.</li> </ul>					<p>✓</p> <p>✓</p>
<b>Construction Noise (Airborne)</b>							
S8.3.6	N1	<p>Implement the following good site practices:</p> <ul style="list-style-type: none"> <li>only well-maintained plant should be operated on-site and plant should be serviced regularly during the construction programme;</li> <li>machines and plant (such as trucks, cranes) that may be in intermittent use should be shut down between work periods or should be throttled down to a minimum;</li> <li>plant known to emit noise strongly in one direction, where possible, be orientated so that the noise is directed away from nearby NSRs;</li> <li>silencers or mufflers on construction equipment should be properly fitted and maintained during the construction works;</li> <li>mobile plant should be sited as far away from NSRs as possible and practicable;</li> <li>material stockpiles, mobile container site office and other structures should be effectively utilised, where practicable, to screen noise from on-site construction activities.</li> </ul>	Control construction airborne noise	All construction sites	Construction stage	• Annex 5, TM-EIA	<p>✓</p> <p>✓</p> <p>✓</p> <p>✓</p> <p>✓</p>
S8.3.6	N2	Install temporary hoarding located on the site boundaries between noisy construction activities and NSRs. The conditions of the hoardings shall be properly maintained throughout the construction period.	Reduce the construction noise levels at low-level zone of NSRs through partial screening.	All construction sites	Construction stage	• Annex 5, TM-EIA	✓
S8.3.6	N3	Install movable noise barriers (typical design is wooden framed barrier with a small-cantilevered on a skid footing with 25mm thick internal sound absorptive lining), acoustic mat or full enclosure, screen the noisy plants including air compressor, generators and saw.	Screen the noisy plant items to be used at all construction sites	All construction sites where practicable	Construction stage	• Annex 5, TM-EIA	✓
S8.3.6	N4	Use "Quiet plants"	Reduce the noise levels of plant items	All construction sites where practicable	Construction stage	• Annex 5, TM-EIA	✓



EIA Ref.	EM & A Log Ref.	Recommended Mitigation Measures	Objectives of the Recommended Measures & Main Concerns to address	Location of the measures	When to implement the measures?	What requirements or standards for the measures to achieve?	Implementation Status*
S8.3.6	N5	Sequencing operation of construction plants where practicable	Operate sequentially within the same work site to reduce the construction airborne noise	All construction sites where practicable	Construction stage	• Annex 5, TM-EIA	✓
<b>Water Quality (Construction Phase)</b>							
S10.7.1	W1	In accordance with the Practice Noise for Professional Persons on Construction Site Drainage, Environmental Protection Department, 1994 (ProPECC PN1/94), construction phase mitigation measures shall include the following:	To minimize water quality impact from construction site runoff and general construction activities	All construction sites where practicable	Construction stage	<ul style="list-style-type: none"> <li>• Water Pollution Control Ordinance</li> <li>• ProPECC PN1/94</li> <li>• TM-EIAO</li> <li>• TM-Water</li> </ul>	✓
		<u>Construction Runoff and Site Drainage</u>					✓
		<ul style="list-style-type: none"> <li>• At the start of site establishment (including the barging facilities), perimeter cut-off drains to direct off-site water around the site should be constructed with internal drainage works and erosion and sedimentation control facilities implemented. Channels (both temporary and permanent drainage pipes and culverts), earth bunds or sand bag barriers should be provided on site to direct stormwater to silt removal facilities. The design of the temporary on-site drainage system will be undertaken by the contractor prior to the commencement of construction.</li> <li>• The dikes or embankments for flood protection should be implemented around the boundaries of earthwork areas. Temporary ditches should be provided to facilitate the runoff discharge into an appropriate watercourse, through a site/sediment trap. The sediment/silt traps should be incorporated in the permanent drainage channels to enhance deposition rates.</li> </ul>					✓
		<ul style="list-style-type: none"> <li>• The design of efficient silt removal facilities should be based on the guidelines in Appendix A1 of ProPECC PN 1/94, which states that the retention time for silt/sand traps should be 5 minutes under maximum flow conditions. Sizes may vary depending upon the flow rate, but for a flow rate of 0.1 m<sup>3</sup> /s a sedimentation basin of 30m<sup>3</sup> would be required and for a flow rate of 0.5 m<sup>3</sup> /s the basin would be 150 m<sup>3</sup>. The detailed design of the sand/silt traps shall be undertaken by the contractor prior to the commencement of construction.</li> <li>• All exposed earth areas should be completed and vegetated as soon as possible after earthworks have been completed, or alternatively, within 14 days of the cessation of earthworks where practicable. Exposed slope surfaces should be covered by tarpaulin or other means.</li> </ul>					✓

EIA Ref.	EM & A Log Ref.	Recommended Mitigation Measures	Objectives of the Recommended Measures & Main Concerns to address	Location of the measures	When to implement the measures?	What requirements or standards for the measures to achieve?	Implementation Status*
		<ul style="list-style-type: none"> <li>The overall slope of the site should be kept to a minimum to reduce the erosive potential of surface water flows, and all traffic areas and access roads protected by coarse stone ballast. An additional advantage accruing from the use of crushed stone is the positive traction gained during prolonged periods of inclement weather and the reduction of surface sheet flows.</li> </ul>					✓
		<ul style="list-style-type: none"> <li>All drainage facilities and erosion and sediment control structures should be regularly inspected and maintained to ensure proper and efficient operation at all times and particularly following rainstorms. Deposited silt and grit should be removed regularly and disposed of by spreading evenly over stable, vegetated areas.</li> </ul>					✓
		<ul style="list-style-type: none"> <li>Measures should be taken to minimise the ingress of site drainage into excavations. If the excavation of trenches in wet periods is necessary, they should be dug and backfilled in short sections wherever practicable. Water pumped out from trenches or foundation excavations should be discharged into storm drains via silt removal facilities.</li> </ul>					✓
		<ul style="list-style-type: none"> <li>Open stockpiles of construction materials (for example, aggregates, sand and fill material) of more than 50m<sup>3</sup> should be covered with tarpaulin or similar fabric during rainstorms. Measures should be taken to prevent the washing away of construction materials, soil, silt or debris into any drainage system.</li> </ul>					✓
		<ul style="list-style-type: none"> <li>Manholes (including newly constructed ones) should always be adequately covered and temporarily sealed so as to prevent silt, construction materials or debris being washed into the drainage system and storm runoff being directed into foul sewers.</li> </ul>					✓
		<ul style="list-style-type: none"> <li>Precautions be taken at any time of year when rainstorms are likely, actions to be taken when a rainstorm is imminent or forecasted, and actions to be taken during or after rainstorms are summarised in Appendix A2 of ProPECC PN 1/94. Particular attention should be paid to the control of silty surface runoff during storm events, especially for areas located near steep slopes.</li> </ul>					✓
		<ul style="list-style-type: none"> <li>All vehicles and plant should be cleaned before leaving a construction site to ensure no earth, mud, debris and the like is deposited by them on roads. An adequately designed and sited wheel washing facility should be provided at every construction site exit where practicable. Wash-water should have sand and silt settled out and removed at least on a weekly basis to ensure the continued efficiency of the process. The section of access road leading to, and exiting from, the wheel-wash bay to the public road should be paved with sufficient backfall toward the wheel-wash bay to prevent vehicle tracking of soil and silty water to public roads and drains.</li> </ul>					✓

EIA Ref.	EM & A Log Ref.	Recommended Mitigation Measures	Objectives of the Recommended Measures & Main Concerns to address	Location of the measures	When to implement the measures?	What requirements or standards for the measures to achieve?	Implementation Status*
		<ul style="list-style-type: none"> <li>Construction solid waste, debris and rubbish on site should be collected, handled and disposed of properly to avoid water quality impacts.</li> </ul>					✓
		<ul style="list-style-type: none"> <li>All fuel tanks and storage areas should be provided with locks and sited on sealed areas, within bunds of a capacity equal to 110% of the storage capacity of the largest tank to prevent spilled fuel oils from reaching water sensitive receivers nearby.</li> </ul>					✓
		<ul style="list-style-type: none"> <li>All the earth works involving should be conducted sequentially to limit the amount of construction runoff generated from exposed areas during the wet season (April to September) as far as practicable.</li> </ul>					✓
		<ul style="list-style-type: none"> <li>Adopt best management practices</li> </ul>					✓
S10.7.1	W3	<p><u>Sewage Effluent</u></p> <ul style="list-style-type: none"> <li>Portable chemical toilets and sewage holding tanks are recommended for handling the construction sewage generated by the workforce. A licensed contractor should be employed to provide appropriate and adequate portable toilets and be responsible for appropriate disposal and maintenance.</li> </ul>	To minimize water quality from sewage effluent	All construction sites where practicable	Construction stage	<ul style="list-style-type: none"> <li>Water Pollution Control Ordinance</li> <li>TM-water</li> </ul>	✓
S10.7.1	W7	<p>In order to prevent accidental spillage of chemicals, the following is recommended:</p> <ul style="list-style-type: none"> <li>All the tanks, containers, storage area should be bunded and the locations should be locked as far as possible from the sensitive watercourse and stormwater drains.</li> </ul>	To minimize water quality impact from accidental spillage	All construction sites where practicable	Construction stage	<ul style="list-style-type: none"> <li>Water Pollution Control Ordinance</li> <li>ProPECC PN1/94</li> <li>TM-EIAO</li> <li>TM-Water</li> </ul>	✓
		<ul style="list-style-type: none"> <li>The Contractor should register as a chemical waste producer if chemical wastes would be generated. Storage of chemical waste arising from the construction activities should be stored with suitable labels and warnings.</li> </ul>					✓
		<ul style="list-style-type: none"> <li>Disposal of chemical wastes should be conducted in compliance with the requirements as stated in the Waste disposal (Chemical Waste) (General) Regulation.</li> </ul>					✓

EIA Ref.	EM & A Log Ref.	Recommended Mitigation Measures	Objectives of the Recommended Measures & Main Concerns to address	Location of the measures	When to implement the measures?	What requirements or standards for the measures to achieve?	Implementation Status*
<b>Waste Management (Construction Phase)</b>							
S11.5.1	WM1	<p><u>Construction and Demolition Material</u></p> <ul style="list-style-type: none"> <li>• Maintain temporary stockpiles and reuse excavated fill material for backfilling and reinstatement;</li> <li>• Carry out on-site sorting;</li> <li>• Make provisions in the Contract documents to allow and promote the use of recycled aggregates where appropriate;</li> <li>• Adopt "Selective Demolition" technique to demolish the existing structures and facilities with a view to recovering broken concrete effectively for recycling purpose, where possible;</li> <li>• Implement a trip-ticket system for each works contract to ensure that the disposal of C&amp;D materials are properly documented and verified; and</li> <li>• Implement an enhanced Waste Management Plan similar to ETWBTC (Works) No. 19/2005 – "Environmental Management on Construction Sites" to encourage on-site</li> </ul>	<p>Good site practice to minimize the waste generation and recycle the C&amp;D materials as far as practicable so as to reduce the amount for final disposal</p>	All construction sites	Construction stage	<ul style="list-style-type: none"> <li>• Land (Miscellaneous Provisions) Ordinance</li> <li>• Waste Disposal Ordinance</li> </ul>	<p>✓</p> <p>✓</p> <p>✓</p> <p>✓</p> <p>✓</p>

EIA Ref.	EM & A Log Ref.	Recommended Mitigation Measures	Objectives of the Recommended Measures & Main Concerns to address	Location of the measures	When to implement the measures?	What requirements or standards for the measures to achieve?	Implementation Status*
		<p>sorting of C&amp;D materials and to minimize their generation during the course of construction.</p> <ul style="list-style-type: none"> <li>In addition, disposal of the C&amp;D materials onto any sensitive locations such as agricultural lands, etc. should be avoided. The Contractor shall propose the final disposal sites to the Project Proponent and get its approval before implementation.</li> </ul>					✓
S11.5.1	WM2	<p><u>C&amp;D Waste</u></p> <ul style="list-style-type: none"> <li>Standard formwork or pre-fabrication should be used as far as practicable in order to minimise the arising of C&amp;D materials. The use of more durable formwork or plastic facing for the construction works should be considered. Use of wooden hoardings should not be used, as in other projects. Metal hoarding should be used to enhance the possibility of recycling. The purchasing of construction materials will be carefully planned in order to avoid over ordering and wastage.</li> <li>The Contractor should recycle as much of the C&amp;D materials as possible on-site. Public fill and C&amp;D waste should be segregated and stored in different containers or skips to enhance reuse or recycling of materials and their proper disposal. Where practicable, concrete and masonry can be crushed and used as fill. Steel reinforcement bar can be used by scrap steel mills. Different areas of the sites should be considered for such segregation and storage.</li> </ul>	<p>Good site practice to minimize the waste generation and recycle the C&amp;D materials as far as practicable so as to reduce the amount for final disposal</p>	All construction sites	Construction stage	<ul style="list-style-type: none"> <li>Land (Miscellaneous Provisions) Ordinance</li> <li>Waste Disposal Ordinance</li> <li>ETWB TCW No. 19/2005</li> </ul>	<p>✓</p> <p>✓</p>
S11.5.1	WM4	<p><u>General Refuse</u></p> <ul style="list-style-type: none"> <li>General refuse generated on-site should be stored in enclosed bins or compaction units separately from construction and chemical wastes.</li> <li>A reputable waste collector should be employed by the Contractor to remove general refuse from the site, separately from construction and chemical wastes, on a daily basis</li> </ul>	<p>Minimize production of the general refuse and avoid odour, pest and litter impacts</p>	All construction sites	Construction stage	<ul style="list-style-type: none"> <li>Waste Disposal Ordinance</li> </ul>	<p>✓</p> <p>✓</p>

EIA Ref.	EM & A Log Ref.	Recommended Mitigation Measures	Objectives of the Recommended Measures & Main Concerns to address	Location of the measures	When to implement the measures?	What requirements or standards for the measures to achieve?	Implementation Status*
		<p>to minimize odour, pest and litter impacts. Burning of refuse on construction sites is prohibited by law.</p> <ul style="list-style-type: none"> <li>Aluminium cans are often recovered from the waste stream by individual collectors if they are segregated and made easily accessible. Separate labelled bins for their deposit should be provided if feasible.</li> <li>Office wastes can be reduced through the recycling of paper if volumes are large enough to warrant collection. Participation in a local collection scheme should be considered by the Contractor.</li> </ul>					<p>✓</p> <p>✓</p>
S11.5.1	WM7	<p><u>Chemical Waste</u></p> <ul style="list-style-type: none"> <li>Chemical waste that is produced, as defined by Schedule 1 of the Waste Disposal (Chemical Waste) (General) Regulation, should be handled in accordance with the Code of Practice on the Packaging, Labelling and Storage of Chemical Wastes.</li> <li>Containers used for the storage of chemical wastes should be suitable for the substance they are holding, resistant to corrosion, maintained in a good condition, and securely closed; have a capacity of less than 450 liters unless the specification has been approved by the EPD; and display a label in English and Chinese in accordance with instructions prescribed in Schedule 2 of the regulation.</li> <li>The storage area for chemical wastes should be clearly labelled and used solely for the storage of chemical waste; enclosed on at least 3 sides; have an impermeable floor and bunding of sufficient capacity to accommodate 110% of the volume of the largest container or 20 % of the total volume of waste stored in that area, whichever is the greatest; have adequate ventilation; covered to prevent rainfall entering; and arranged so that incompatible materials are adequately separated.</li> <li>Disposal of chemical waste should be via a licensed waste collector; be to a facility licensed to receive chemical waste, such as the Chemical Waste Treatment Centre which also offers a chemical waste collection service and can supply the necessary storage containers; or be to a reuser of the waste, under approval from the EPD.</li> </ul>	Control the chemical waste and ensure proper storage, handling and disposal.	All construction sites	Construction stage	<ul style="list-style-type: none"> <li>Waste Disposal (Chemical Waste) General) Regulation</li> <li>Code of Practice on the Packaging, Labelling and Storage of Chemical Waste</li> </ul>	<p>✓</p> <p>✓</p> <p>✓</p> <p>✓</p>

EIA Ref.	EM & A Log Ref.	Recommended Mitigation Measures	Objectives of the Recommended Measures & Main Concerns to address	Location of the measures	When to implement the measures?	What requirements or standards for the measures to achieve?	Implementation Status*
S14.2	EM1	An Independent Environmental Checker needs to be employed as per the EM&A Manual.	Control EM&A Performance	All construction sites	Construction stage	<ul style="list-style-type: none"> <li>EIAO Guidance Note No.4/2010</li> <li>TM-EIAO</li> </ul>	✓
S14.2 – 14.4	EM2	1) An Environmental Team needs to be employed as per the EM&A Manual.	Perform environmental monitoring & auditing.	All construction sites.	Construction stage	<ul style="list-style-type: none"> <li>EIAO Guidance Note No.4/2010</li> <li>TM-EIAO</li> </ul>	✓

## **Appendix D**

### **Event and Action Plan**



## Event and Action Plan for Landscape and Visual Impacts during the Construction Phase

Event	Action	Action		
		Contractor's Environmental Team (Contractor's ET)	Independent Environmental Checker (IEC)	Project Proponent (PP)
Non-conformity on one occasion	<ol style="list-style-type: none"> <li>1. Inform the Contractor, the IEC and the PP.</li> <li>2. Discuss remedial actions with the IEC, PP and the Contractor.</li> <li>3. Monitor remedial actions until rectification has been completed.</li> </ol>	<ol style="list-style-type: none"> <li>1. Check the inspection report.</li> <li>2. Check the Contractor's working method.</li> <li>3. Discuss with the ET, PP and Contractor on possible remedial measures.</li> <li>4. Advise the PP on the effectiveness of proposed remedial measures.</li> </ol>	<ol style="list-style-type: none"> <li>1. Confirm receipt of notifications of nonconformity in writing.</li> <li>2. Review and agree on the remedial measures proposed by the Contractor.</li> <li>3. Supervise the implementation of remedial measures.</li> </ol>	<ol style="list-style-type: none"> <li>1. Identify reasons and investigate the non-conformity.</li> <li>2. Implement remedial measures.</li> <li>3. Amend working methods and agree them with PP as appropriate.</li> <li>4. Rectify the damage and undertake any necessary replacement.</li> </ol>
Repeated Nonconformity	<ol style="list-style-type: none"> <li>1. Identify Reasons.</li> <li>2. Inform the Contractor, IEC and PP.</li> <li>3. Increase the inspection frequency.</li> <li>4. Discuss remedial actions with the IEC, PP and Contractor.</li> <li>5. Monitor remedial actions until rectification has been completed.</li> <li>6. If non-conformity stops, the inspection frequency return to normal (ie, Once every two weeks)</li> </ol>	<ol style="list-style-type: none"> <li>1. Check the inspection report.</li> <li>2. Check the Contractor's working method.</li> <li>3. Discuss with the ET and Contractor on possible remedial measures.</li> <li>4. Advise the PP on the effectiveness of proposed remedial measures.</li> </ol>	<ol style="list-style-type: none"> <li>1. Notify the Contractor.</li> <li>2. In consultation with the ET and IEC, agree with the Contractor on the remedial measures to be implemented.</li> <li>3. Supervise the implementation of remedial measures.</li> </ol>	<ol style="list-style-type: none"> <li>1. Identify Reasons and investigate the non-conformity.</li> <li>2. Implement remedial measures.</li> <li>3. Amend working methods and agree them with PP as appropriate.</li> <li>4. Rectify the damage and undertake any necessary replacement.</li> <li>5. Stop relevant works as determined by the PP until the non-conformity is abated.</li> </ol>