

Appendix G - Noise Monitoring Results

(0700-1900 hrs on Normal Weekdays)

Location CM1 - Nga Lai House, Yau Lai Estate Phase 1, Yau Tong							
Date	Time	Weather	Unit: dB (A) (30-min)				
			Measured Noise Level			Baseline Level	Construction Noise Level
			L _{eq}	L ₁₀	L ₉₀	L _{eq}	L _{eq}
05-Oct-20	15:00	Sunny	74.1	77.5	70.6	65.5	73
15-Oct-20	14:00	Sunny	73.0	76.3	69.5	65.5	72
21-Oct-20	15:22	Sunny	71.3	72.6	69.4	65.5	70
27-Oct-20	15:15	Sunny	72.2	75.4	69.4	65.5	71

Location CM2 - Bik Lai House, Yau Lai Estate Phase 1, Yau Tong							
Date	Time	Weather	Unit: dB (A) (30-min)				
			Measured Noise Level			Baseline Level	Construction Noise Level
			L _{eq}	L ₁₀	L ₉₀	L _{eq}	L _{eq}
05-Oct-20	15:30	Sunny	74.7	77.6	70.4	63.6	74
15-Oct-20	14:40	Sunny	72.6	74.9	68.5	63.6	72
21-Oct-20	14:40	Sunny	70.4	71.8	68.6	63.6	69
27-Oct-20	16:00	Sunny	72.7	75.8	67.5	63.6	72

Location CM3 - Block S, Yau Lai Estate Phase 5, Yau Tong							
Date	Time	Weather	Unit: dB (A) (30-min)				
			Measured Noise Level			Baseline Level	Construction Noise Level
			L _{eq}	L ₁₀	L ₉₀	L _{eq}	L _{eq}
05-Oct-20	16:00	Sunny	71.8	74.1	68.5	65.6	71
15-Oct-20	15:20	Sunny	72.9	75.1	69.8	65.6	72
21-Oct-20	14:09	Sunny	70.7	72.2	68.9	65.6	69
27-Oct-20	16:50	Sunny	73.2	76.7	70.5	65.6	72

Location CM4 - Tin Hau Temple, Cha Kwo Ling							
Date	Time	Weather	Unit: dB (A) (30-min)				
			Measured Noise Level			Baseline Level	Construction Noise Level
			L _{eq}	L ₁₀	L ₉₀	L _{eq}	L _{eq}
05-Oct-20	14:00	Sunny	73.2	75.7	69.2	62.0	73
15-Oct-20	9:30	Sunny	72.0	74.5	68.5	62.0	72
21-Oct-20	10:16	Sunny	61.9	62.5	54.0	62.0	62 Measured ≤ Baseline
27-Oct-20	10:15	Sunny	62.6	66.2	58.1	62.0	54

Location CM5 - CCC Kei Faat Primary School, Yau Tong							
Date	Time	Weather	Unit: dB (A) (30-min)				
			Measured Noise Level			Baseline Level	Construction Noise Level
			L _{eq}	L ₁₀	L ₉₀	L _{eq}	L _{eq}
05-Oct-20	13:00	Sunny	62.6	65.8	57.9	68.2	63 Measured ≤ Baseline
15-Oct-20	11:00	Sunny	63.0	66.2	58.3	68.2	63 Measured ≤ Baseline
21-Oct-20	11:13	Sunny	66.6	68.1	62.8	68.2	67 Measured ≤ Baseline
27-Oct-20	11:00	Sunny	71.8	74.3	68.1	68.2	69

Appendix G - Noise Monitoring Results

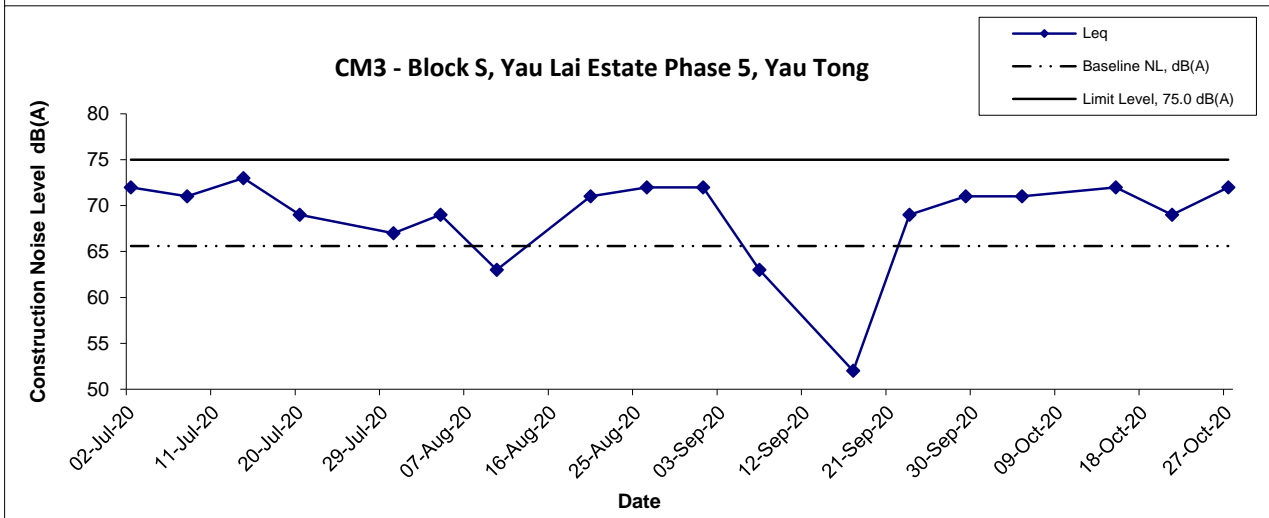
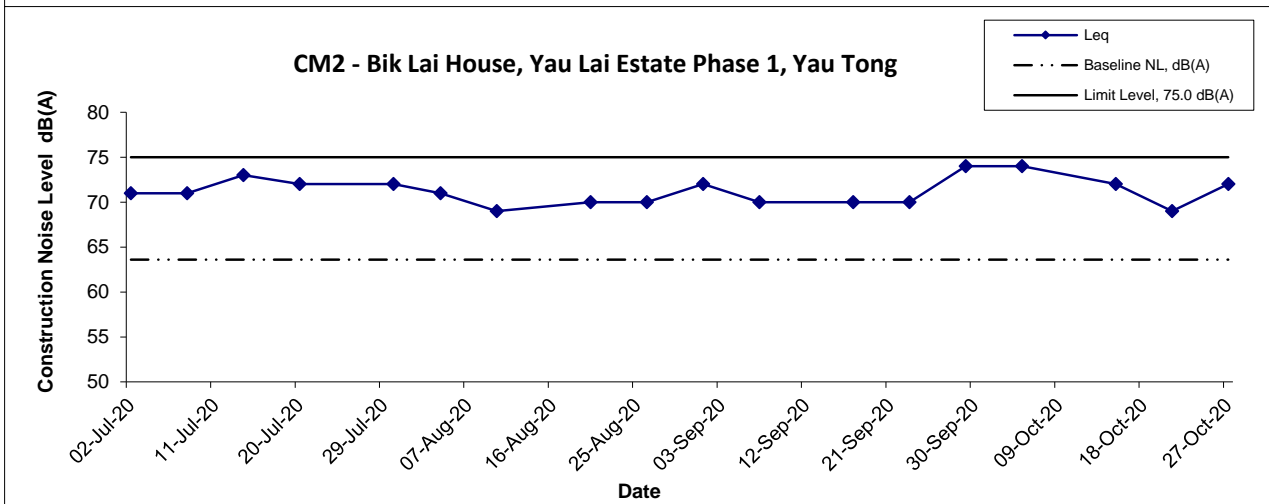
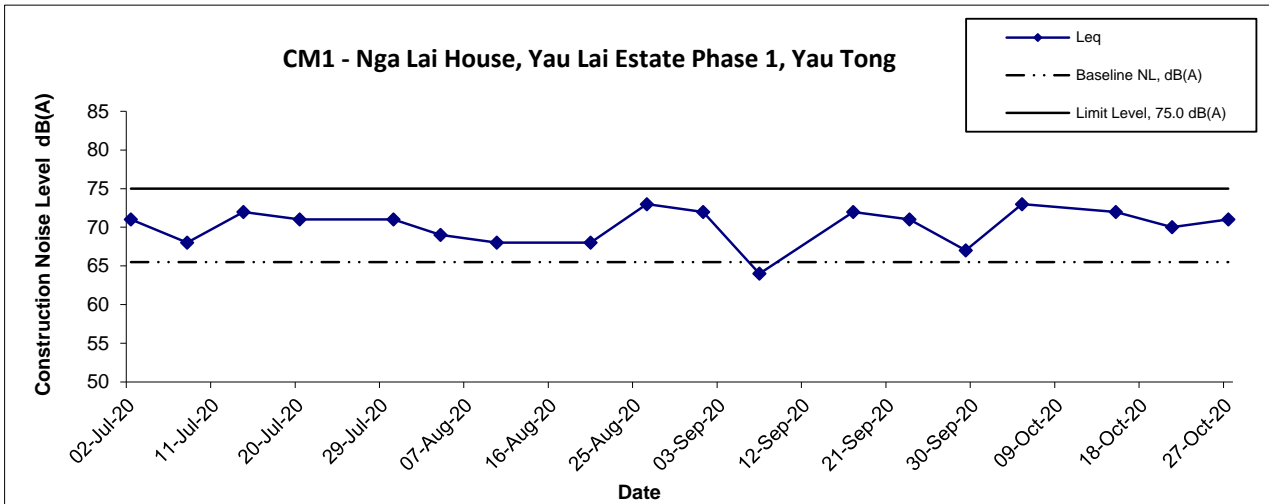
(0700-1900 hrs on Normal Weekdays)

Location CM6(A) - Site Boundary of Contract No. NE/2015/02 near Tower 1, Ocean Shores							
Date	Time	Weather	Unit: dB (A) (30-min)				
			Measured Noise Level			Baseline Level	Construction Noise Level
			L _{eq}	L ₁₀	L ₉₀	L _{eq}	L _{eq}
05-Oct-20	16:00	Sunny	64.1	65.1	58.7	61.9	60
15-Oct-20	14:42	Sunny	58.6	60.4	56.2	61.9	59 Measured ≤ Baseline
21-Oct-20	8:00	Sunny	69.7	72.1	60.2	61.9	69
27-Oct-20	15:47	Sunny	61.4	63.1	59.2	61.9	61 Measured ≤ Baseline

Location CM7(A) - Site Boundary of Contract No. NE/2015/02 near Tower 7, Ocean Shores							
Date	Time	Weather	Unit: dB (A) (30-min)				
			Measured Noise Level			Baseline Level	Construction Noise Level
			L _{eq}	L ₁₀	L ₉₀	L _{eq}	L _{eq}
05-Oct-20	15:15	Sunny	61.5	64.3	57.7	58.3	59
15-Oct-20	11:24	Sunny	63.5	64.8	60.9	58.3	62
21-Oct-20	9:00	Sunny	66.7	68.2	59.3	58.3	66
27-Oct-20	10:43	Sunny	63.2	65.5	61.0	58.3	62

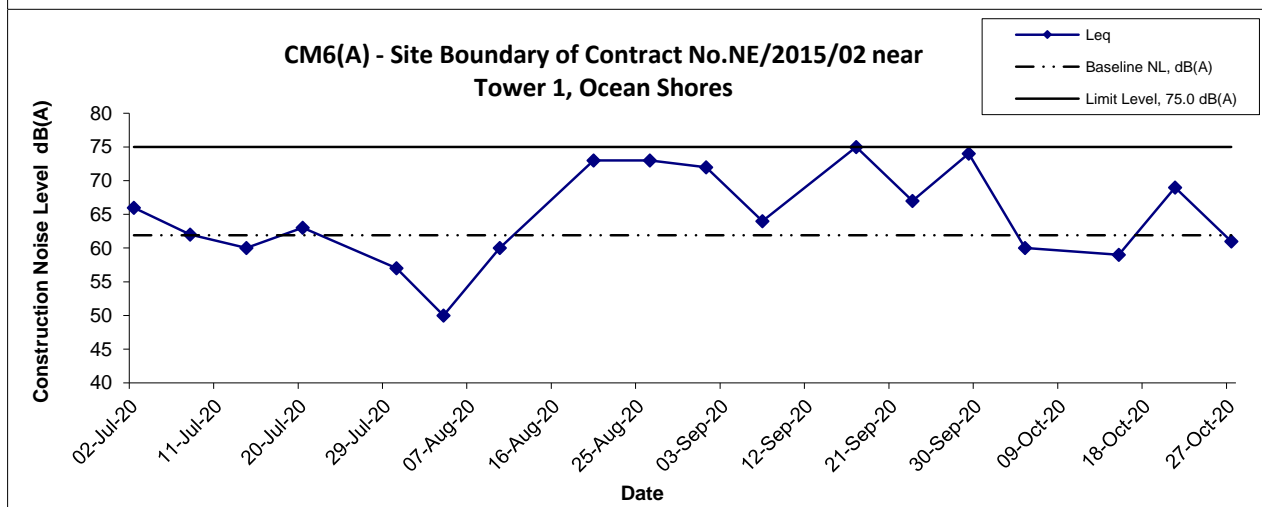
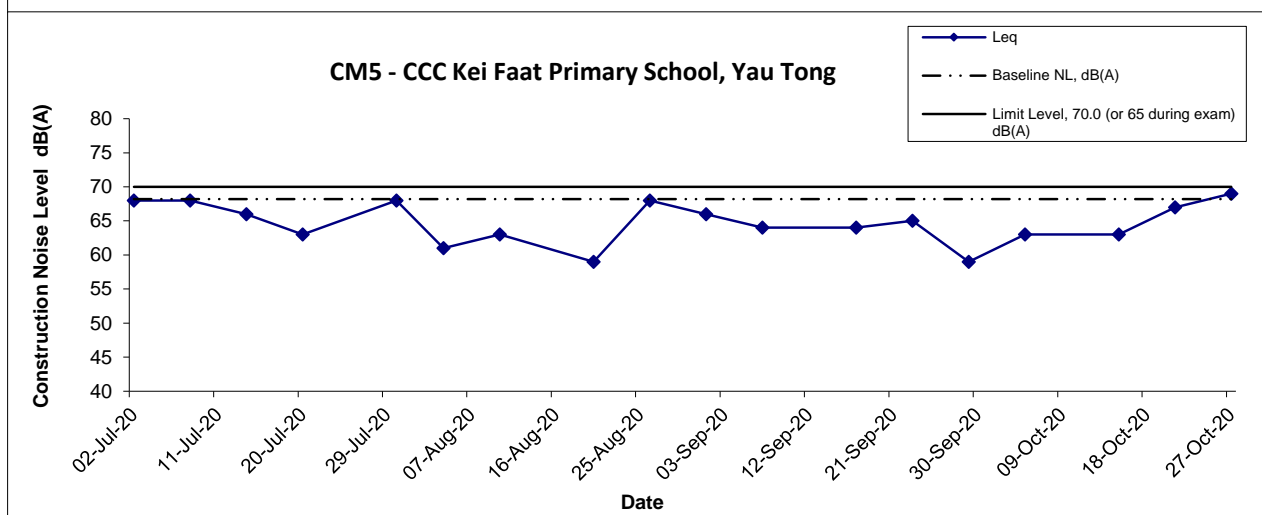
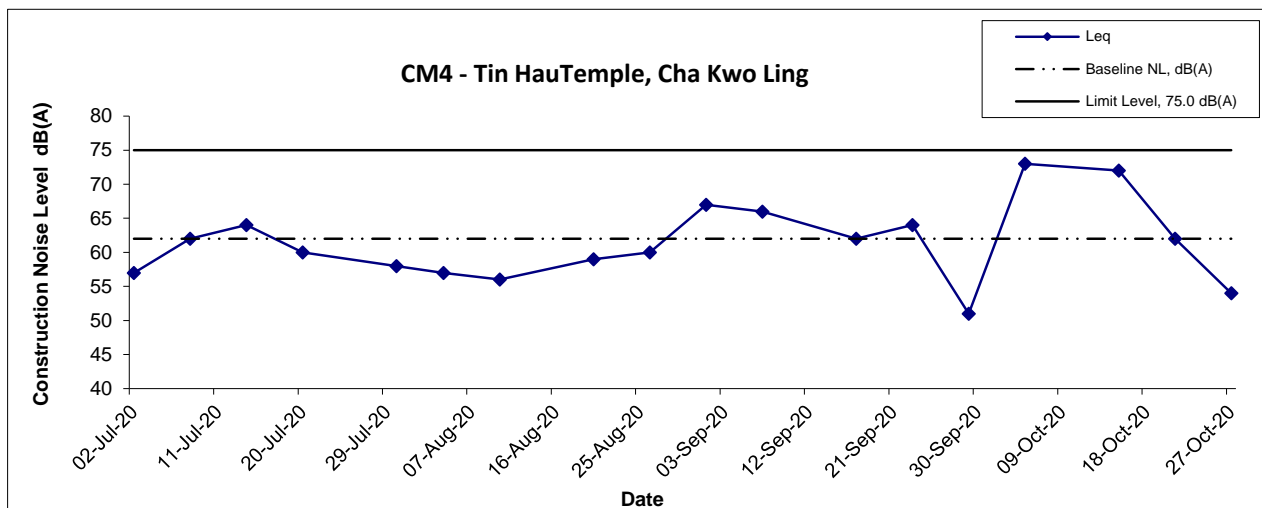
Location CM8(A) - Park Central, L1/F Open Space Area							
Date	Time	Weather	Unit: dB (A) (30-min)				
			Measured Noise Level			Baseline Level	Construction Noise Level
			L _{eq}	L ₁₀	L ₉₀	L _{eq}	L _{eq}
05-Oct-20	14:00	Sunny	60.7	62.3	58.2	69.1	61 Measured ≤ Baseline
15-Oct-20	10:03	Sunny	63.2	64.8	60.0	69.1	63 Measured ≤ Baseline
21-Oct-20	14:15	Sunny	61.2	62.9	58.8	69.1	61 Measured ≤ Baseline
27-Oct-20	9:19	Sunny	61.5	63.5	58.7	69.1	62 Measured ≤ Baseline

Noise Levels



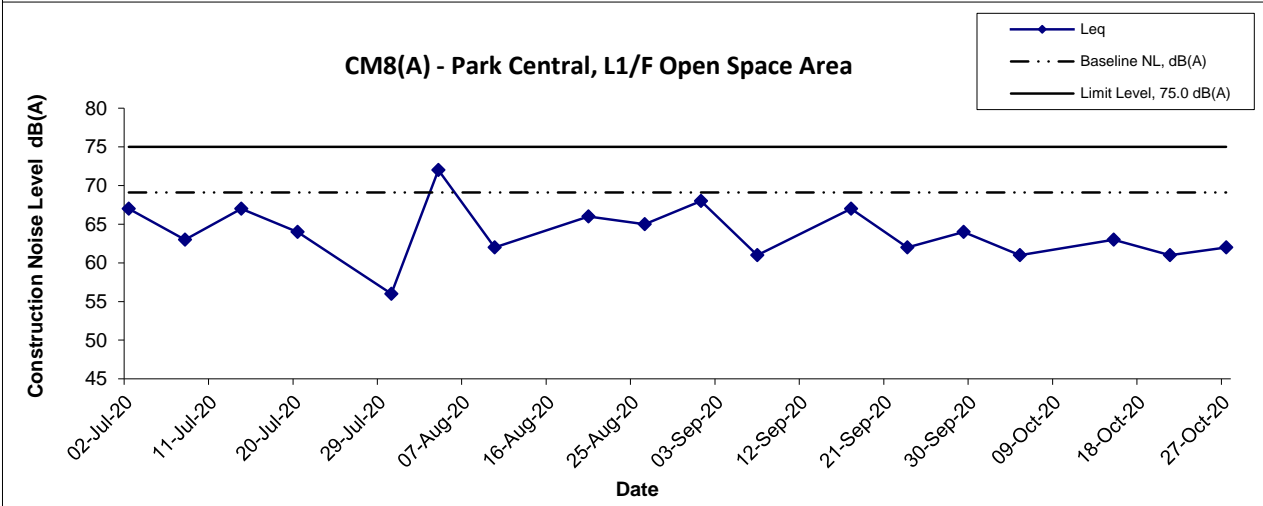
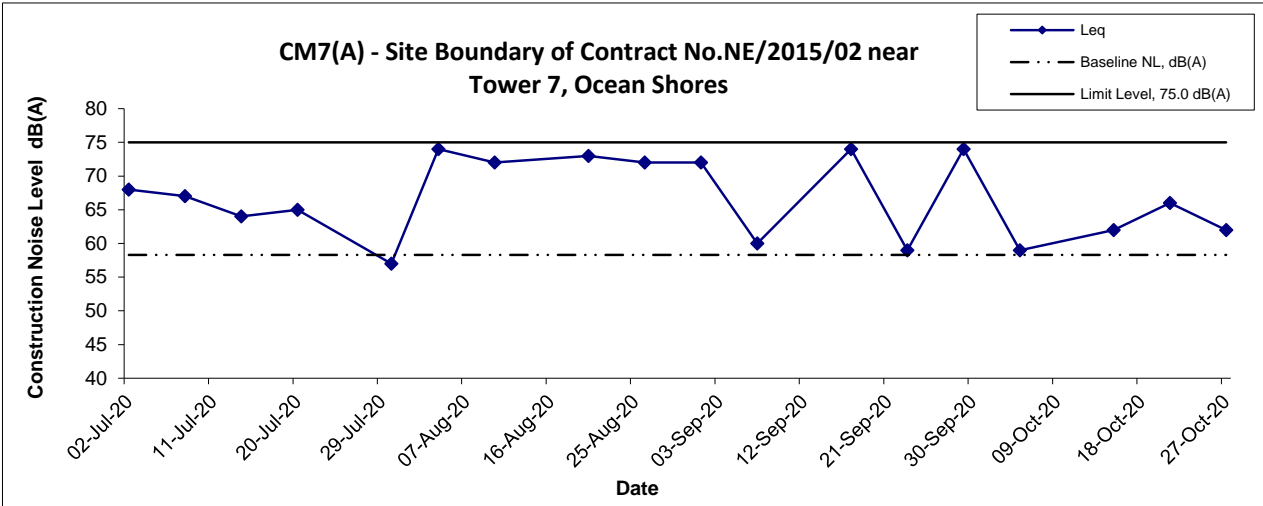
Title Agreement No. CE/59/2015 (EP) Environmental Team for Tseung Kwan O - Lam Tin Tunnel - Design and Construction Graphical Presentation of Construction Noise Monitoring Results	Scale	Project	CINOTECH
	N.T.S	No. MA16034	
	Date Oct 20	Appendix G	

Noise Levels



Title	Agreement No. CE/59/2015 (EP)	Scale	Project	CINOTECH
	Environmental Team for Tseung Kwan O - Lam Tin Tunnel - Design and Construction	N.T.S	No. MA16034	
Graphical Presentation of Construction Noise Monitoring Results	Date	Oct 20	Appendix	

Noise Levels



Title Agreement No. CE/59/2015 (EP) Environmental Team for Tseung Kwan O - Lam Tin Tunnel - Design and Construction Graphical Presentation of Construction Noise Monitoring Results	Scale	Project	CINOTECH
	N.T.S	No. MA16034	
	Date	Appendix	
	Oct 20	G	

Appendix G - Noise Monitoring Results

(Restricted Hours - 19:00 to 23:00 on all other days & 07:00 to 23:00 holidays)

Location CM1 - Nga Lai House, Yau Lai Estate Phase 1, Yau Tong												
Date	Time	Weather	dB (A) (5-min)				Average L _{eq}	Baseline Level	Construction Noise Level			
			L _{eq}	L ₁₀	L ₉₀	L _{eq}		L _{eq}				
9-Oct-20	20:00	Fine	63.5	65.2	62.1	63.5	64.4	64 Measured \leq Baseline				
	20:05		63.6	65.4	62.2							
	20:10		63.4	65.3	62.0							
16-Oct-20	22:11	Fine	62.2	63.4	61.1	62.0			64.4	62 Measured \leq Baseline		
	22:16		62.0	64.0	59.5							
	22:21		61.7	62.7	60.4							
23-Oct-20	20:12	Cloudy	64.2	66.3	61.3	64.2					64.4	64 Measured \leq Baseline
	20:17		64.3	66.2	61.0							
	20:22		64.2	66.0	61.0							
30-Oct-20	22:00	Fine	63.3	64.5	62.2	63.1	64.4	63 Measured \leq Baseline				
	22:05		63.1	64.1	61.6							
	22:10		62.8	63.8	60.5							

Location CM2 - Bik Lai House, Yau Lai Estate Phase 1, Yau Tong												
Date	Time	Weather	dB (A) (5-min)				Average L _{eq}	Baseline Level	Construction Noise Level			
			L _{eq}	L ₁₀	L ₉₀	L _{eq}		L _{eq}				
9-Oct-20	20:30	Fine	64.2	66.7	62.5	64.0	62.2	59				
	20:35		64.1	66.4	62.3							
	20:40		63.7	66.2	62.4							
16-Oct-20	21:39	Fine	64.1	65.4	62.8	64.0			62.2	59		
	21:44		64.4	66.6	62.1							
	21:49		63.6	64.8	62.1							
23-Oct-20	20:38	Cloudy	63.9	66.1	61.8	64.0					62.2	59
	20:43		64.2	66.3	61.6							
	20:48		63.8	66.0	61.2							
30-Oct-20	21:25	Fine	64.0	65.3	62.7	63.9	62.2	59				
	21:30		64.3	66.5	62.0							
	21:35		63.5	64.7	62.0							

Location CM3 - Block S, Yau Lai Estate Phase 5, Yau Tong												
Date	Time	Weather	dB (A) (5-min)				Average L _{eq}	Baseline Level	Construction Noise Level			
			L _{eq}	L ₁₀	L ₉₀	L _{eq}		L _{eq}				
9-Oct-20	22:00	Fine	64.3	66.9	62.7	64.1	64.7	64 Measured \leq Baseline				
	22:05		64.1	66.4	62.1							
	22:10		63.9	65.9	62.1							
16-Oct-20	21:14	Fine	65.0	66.5	62.8	65.2			64.7	56		
	21:19		64.5	65.9	62.7							
	21:24		65.9	67.9	64.1							
23-Oct-20	21:28	Cloudy	63.8	65.2	60.4	63.7					64.7	64 Measured \leq Baseline
	21:33		63.5	65.4	60.3							
	21:38		63.7	66.4	60.1							
30-Oct-20	21:00	Fine	64.8	66.3	62.6	55.0	64.7	55 Measured \leq Baseline				
	21:05		64.3	65.7	62.4							
	21:10		65.7	66.7	63.0							

Location CM6(A) - Site Boundary of Contract No. NE/2015/02 near Tower 1, Ocean Shores												
Date	Time	Weather	dB (A) (5-min)				Average L _{eq}	Baseline Level	Construction Noise Level			
			L _{eq}	L ₁₀	L ₉₀	L _{eq}		L _{eq}				
5-Oct-20	19:00	Fine	58.4	59.4	56.7	58.3	60.2	58 Measured \leq Baseline				
	19:05		58.3	60.1	55.0							
	19:10		58.2	58.9	55.0							
15-Oct-20	19:00	Fine	61.5	63.0	59.0	61.7			60.2	56		
	19:05		62.0	63.8	60.2							
	19:10		61.7	63.6	60.4							
21-Oct-20	19:00	Cloudy	60.6	63.0	58.1	60.8					60.2	52
	19:05		60.4	63.3	56.2							
	19:10		61.3	63.9	58.0							
27-Oct-20	19:00	Fine	56.4	57.5	55.4	56.6	60.2	57 Measured \leq Baseline				
	19:05		56.6	58.1	55.6							
	19:10		56.7	57.9	55.8							

Appendix G - Noise Monitoring Results

(Restricted Hours - 2300-0700 on all days)

Location CM1 - Nga Lai House, Yau Lai Estate Phase 1, Yau Tong								
Date	Time	Weather	dB (A) (5-min)				Baseline Level	Construction Noise Level
			L _{eq}	L ₁₀	L ₉₀	Average L _{eq}	L _{eq}	L _{eq}
9-Oct-20	23:00	Fine	61.8	63.9	59.7	61.7	63.7	62 Measured ≤ Baseline
	23:05		61.6	63.8	59.4			
	23:10		61.6	63.6	59.2			
16-Oct-20	23:00	Fine	61.2	62.0	60.2	61.3	63.7	61 Measured ≤ Baseline
	23:05		61.1	62.6	59.1			
	23:10		61.6	62.7	60.4			
23-Oct-20	23:00	Cloudy	61.8	63.5	59.4	61.9	63.7	62 Measured ≤ Baseline
	23:05		62.1	63.8	59.7			
	23:10		61.7	63.6	59.4			
30-Oct-20	23:00	Fine	61.3	62.1	60.3	61.4	63.7	61 Measured ≤ Baseline
	23:05		61.2	62.5	59.0			
	23:10		61.7	62.8	60.0			

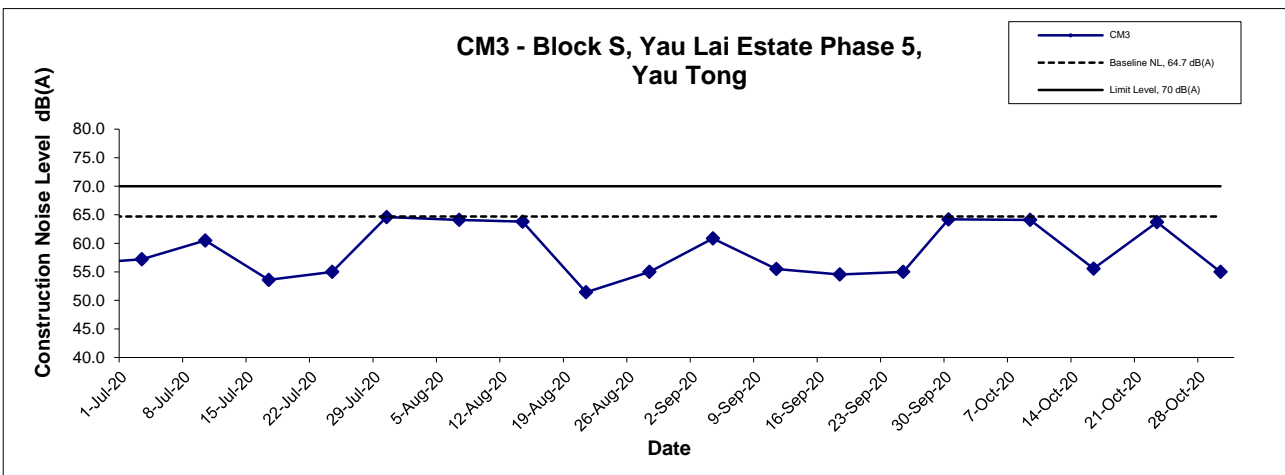
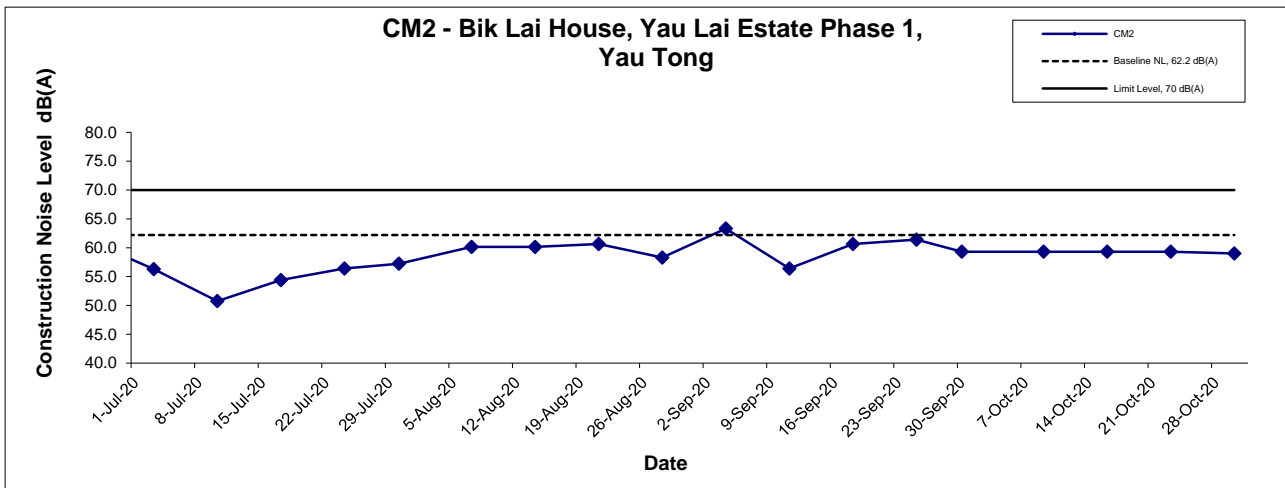
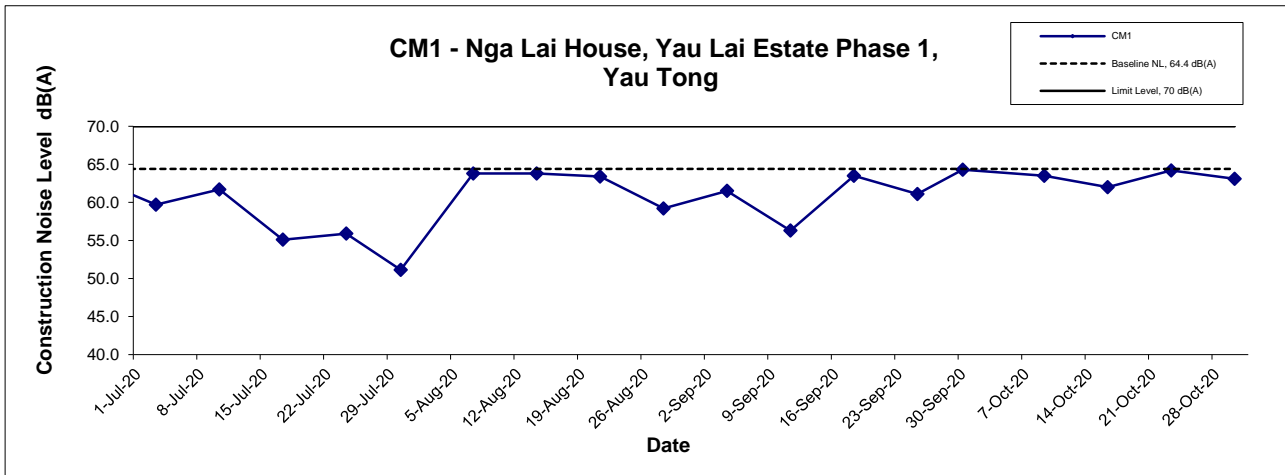
Location CM2 - Bik Lai House, Yau Lai Estate Phase 1, Yau Tong								
Date	Time	Weather	dB (A) (5-min)				Baseline Level	Construction Noise Level
			L _{eq}	L ₁₀	L ₉₀	Average L _{eq}	L _{eq}	L _{eq}
9-Oct-20	23:25	Fine	61.3	63.4	58.9	61.3	61.6	61 Measured ≤ Baseline
	23:30		61.5	63.9	59.1			
	23:35		61.2	63.4	58.7			
16-Oct-20	23:31	Fine	61.5	63.3	59.1	61.9	61.6	50
	23:36		61.9	63.0	60.8			
	23:41		62.3	63.6	60.8			
23-Oct-20	23:20	Cloudy	61.0	63.9	58.9	61.1	61.6	61 Measured ≤ Baseline
	23:25		60.9	63.8	58.7			
	23:30		61.3	64.0	59.0			
30-Oct-20	23:30	Fine	61.4	63.2	59.0	61.9	60.8	55
	23:35		61.8	62.9	60.7			
	23:40		62.4	63.7	60.8			

Location CM3 - Block S, Yau Lai Estate Phase 5, Yau Tong								
Date	Time	Weather	dB (A) (5-min)				Baseline Level	Construction Noise Level
			L _{eq}	L ₁₀	L ₉₀	Average L _{eq}	L _{eq}	L _{eq}
9-Oct-20	23:45	Fine	61.2	63.5	59.5	61.4	62.9	61 Measured ≤ Baseline
	23:50		61.3	63.7	59.7			
	23:55		61.6	63.8	59.4			
16-Oct-20	0:08	Fine	61.3	62.4	60.0	62.3	61.8	53
	0:13		62.4	64.2	60.1			
	0:18		62.9	63.7	61.3			
23-Oct-20	23:40	Cloudy	62.7	64.1	61.1	62.5	62.9	63 Measured ≤ Baseline
	23:45		62.5	64.0	61.2			
	23:50		62.4	62.9	61.1			
30-Oct-20	0:00	Fine	61.2	62.3	59.9	62.0	61.8	49
	0:05		62.0	63.8	60.0			
	0:10		62.7	63.8	60.3			

Remark:

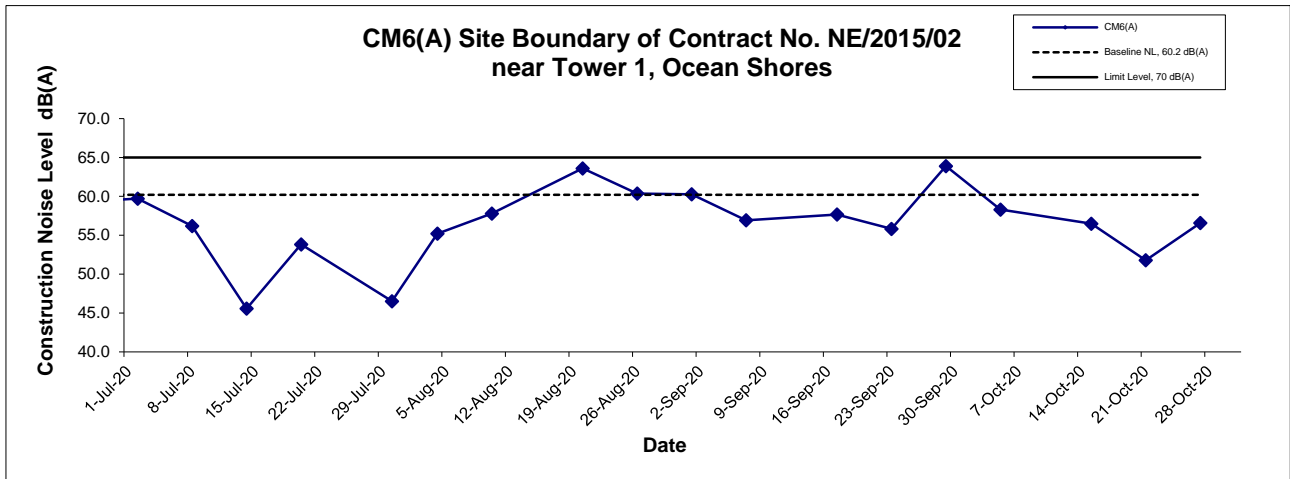
"Measured ≤ Baseline" means that the averaged measured Leq is smaller than the baseline Leq, and therefore the measured levels are not valid exceedances.

Noise Levels (Restricted Hours - 19:00 - 23:00 on normal weekdays)



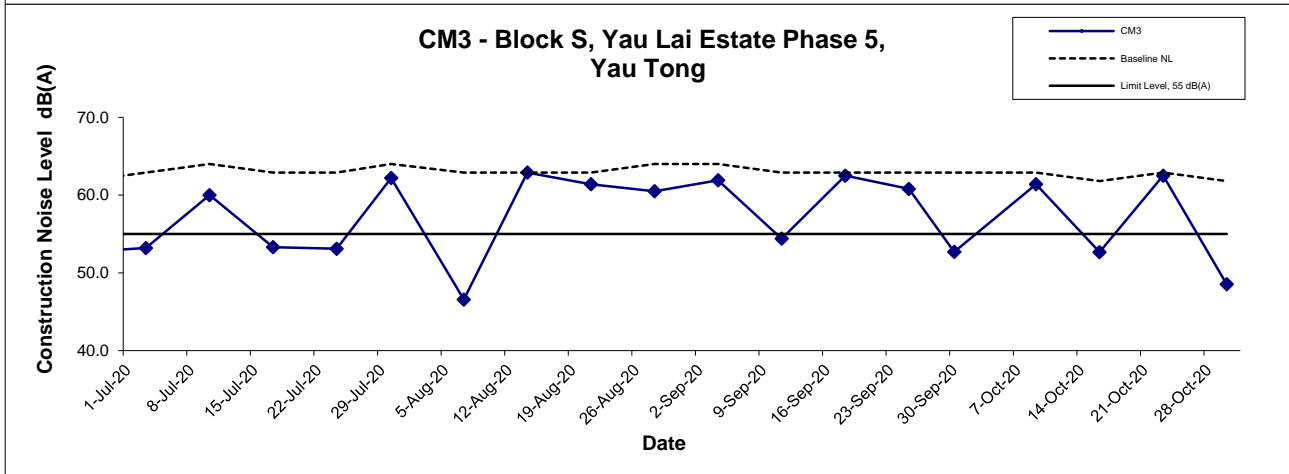
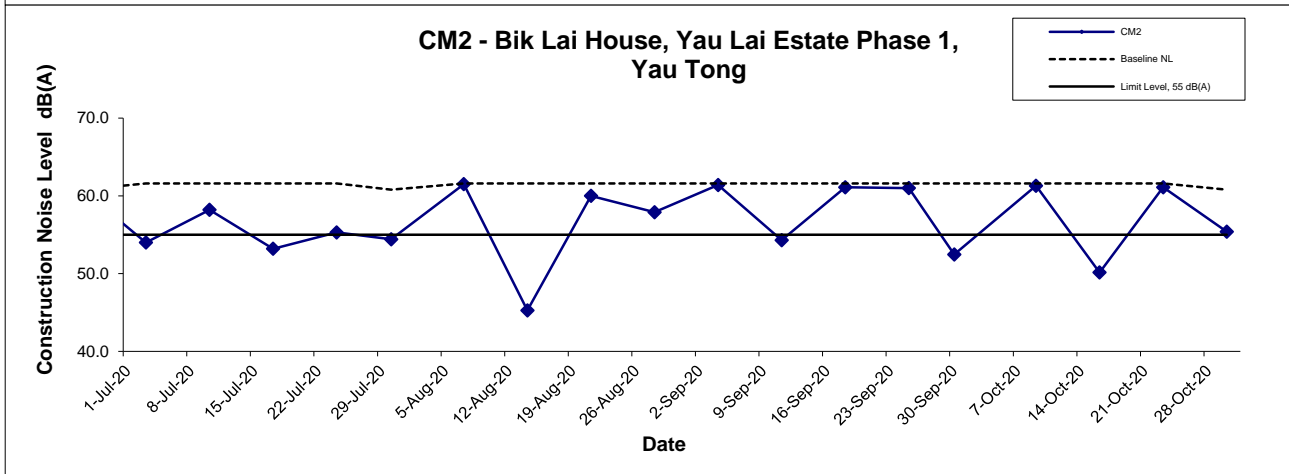
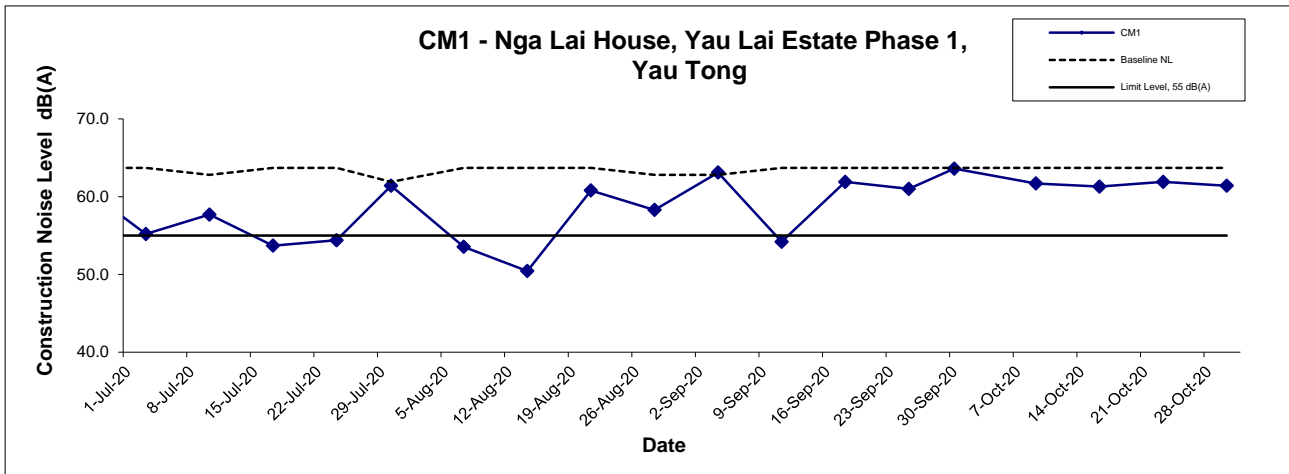
Title Agreement No. CE/59/2015 (EP) Environmental Team for Tseung Kwan O - Lam Tin Tunnel - Design and Construction Graphical Presentation of Restricted Noise Monitoring Results	Scale N.T.S	Project No. MA16034	
	Date Oct 20	Appendix G	

Noise Levels
(Restricted Hours - 19:00 - 23:00 on normal weekdays)



Title Agreement No. CE/59/2015 (EP) Environmental Team for Tseung Kwan O - Lam Tin Tunnel - Design and Construction Graphical Presentation of Restricted Noise Monitoring Results	Scale N.T.S	Project No. MA16034	CINOTECH
	Date Oct 20	Appendix G	

Noise Levels (Restricted Hours - 2300-0700 on normal weekdays)



Title Agreement No. CE/59/2015 (EP) Environmental Team for Tseung Kwan O - Lam Tin Tunnel - Design and Construction Graphical Presentation of Restricted Noise Monitoring Results	Scale N.T.S	Project No. MA16034	
	Date Oct 20	Appendix G	