



SHENZHEN SHI



LEGEND :


	50m ASSESSMENT AREA
	LOCATION OF BUILT HERITAGE

4.17.027174629911681082829108612681261120508122330.mxd00601.pdfFactory Pro. A3_0.0393701_2

Rev	Date	Drawn	Description	Ch'x'd	App'd
P2	DEC 08	CCH	FORMAL SUBMISSION	--	--
P1	NOV 08	CCH	ISSUE FOR COMMENT	--	--



ARCHITECTURAL SERVICES DEPARTMENT



Mott MacDonald

Mott MacDonald Hong Kong Ltd.
7th Floor
West Wing Office Building
20 Salisbury Road
Tsim Sha Tsui, Kowloon
Hong Kong
Tel 2828 5757
Fax 2827 1823
Web www.mottmac.com.hk

Project
CONSTRUCTION OF A SECONDARY BOUNDARY FENCE AND NEW SECTIONS OF PRIMARY BOUNDARY FENCE AND BOUNDARY PATROL ROAD

Title
LOCATION OF GRAVE BF-G2 ON LIN MA HANG ROAD

Designed	CWK	Eng.Chk.	WHC
Drawn	LP	Coordination	WHC
Dwg.Chk.	CWK	Approved	AFK

Scale	Project	Status
1 : 1000@A1	216727	INF
Drawing No.	216727/REPORT/DM/LSMA-Menu0812081/FIGURE_8-2.dwg	Rev
		P2

© Mott MacDonald Hong Kong Limited
 This document should not be relied on or used in circumstances other than those for which it was originally prepared and for which Mott MacDonald Hong Kong Limited was commissioned. Mott MacDonald Hong Kong Limited accepts no responsibility for this document to any other party other than the person by whom it was commissioned.

© COPYRIGHT RESERVED

FIGURE 8.2