











LEGEND

-  Cable
-  Laydown Area
-  LR 1 - Sea
-  LR 2 - Man Made Rocky Sea Wall
-  LR 3 - Industrial Area
-  LR 4 - Soft Landscape Area
-  LR 5 - Mixed Shrub land Area
-  LR 6 - Pond Landscape

LANDSCAPE MITIGATION MEASURES

- 1 LMM 1 – Tree and Shrub Planting.**
 All plant materials affected by the works are to be replaced with new plantings to match the existing. All planting of trees and shrubs is to be carried out in accordance with the relevant best practice guidelines. Plant densities are to be provided in future detailed design documents and are to be selected so as to achieve a finished landscape that matches the surrounding, undisturbed, equivalent landscape types.
- 2 LMM 2 - Relocation.**
 Established trees of value to be re-located where practically feasible.
- 3 LMM 3 – Site hoardings to be compatible with the surrounding environment.**
 Where possible site hoardings to be coloured to complement the surrounding areas. Colours such as green and light brown are recommended.
- 4 LMM 4 – Reinstatement.**
 Landscape resources affected by the cable trench are to be reinstated to match existing.