












LEGEND

-  Study area Boundary
-  Cable
-  Laydown Area
-  LR 1 - Sea
-  LR 2 - Man Made Rocky Sea Wall
-  LR 3 - Industrial Area
-  LR 4 - Soft Landscape Area
-  LR 5 - Mixed Shrub land Area
-  LR 6 - Pond Landscape

