









LEGEND

-  PROPOSED ALIGNMENT OF AIRPORT TUNG CHUNG LINK
-  PROPOSED MARINE FACILITIES
-  REPRESENTATIVE CONSTRUCTION NOISE SENSITIVE RECEIVERS
-  REPRESENTATIVE CONSTRUCTION NOISE ASSESSMENT POINT
-  FIXED LOCATION FOR PILING WORKS
-  300M ASSESSMENT AREA
-  PROPOSED CONSTRUCTION WORKS AREA
-  ASSESSED CONSTRUCTION WORKS AREA

| | | | |
|--|--|--|--|
| | | | |
| | | | |
| | | | |
| | | | |

| Rev | Date | Descriptions | Check |
|-----|------|--------------|-------|
|-----|------|--------------|-------|



HONG KONG INTERNATIONAL AIRPORT

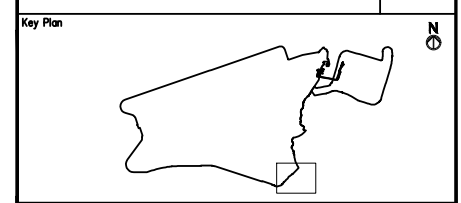


| Consultant's Signatures for Approval | | Date |
|--------------------------------------|--|------|
|--------------------------------------|--|------|

Design Supervisor

Checkers

Authorised Representative



Title

AIRPORT TUNG CHUNG LINK PROJECT
 REPRESENTATIVE CONSTRUCTION NOISE ASSESSMENT POINTS AND CONSTRUCTION WORKS AREAS (SHEET 5 OF 6)

Drawing No. **FIGURE 4.6**

| Originator | Location | Discipline | Type | Seq. No. |
|------------|----------|------------|----------|------------|
| Design | | Scale | As shown | Rev Design |

