


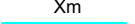


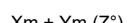








ISO A1 594mm x 841mm  
 Approved:  
 Checked:  
 Designer:  
 Project Management Initials:  
 \$DATES  
 \$USERS  
 \$PATH \$FILES

- LEGEND:**
-  SITE BOUNDARY
  -  500M AIR QUALITY IMPACT ASSESSMENT AREA
  -   $X_m + Y_m (Z^\circ)$  PROPOSED  $X_m$  VERTICAL BARRIER WITH  $Y_m$  Y-SHAPE CANTILEVER ARM AT  $Z^\circ$  FROM GROUND LEVEL UNDER THIS PROJECT
  -   $X_m$  PROPOSED  $X_m$  VERTICAL NOISE BARRIER UNDER THIS PROJECT
  -   $X_m + Y_m (Z^\circ)$  UPGRADED  $X_m$  VERTICAL BARRIER WITH  $Y_m$  CANTILEVER ARM AT  $Z^\circ$  FROM GROUND LEVEL UNDER THIS PROJECT
  -   $X_m$  REPROVISIONED  $X_m$  VERTICAL NOISE BARRIER UNDER THIS PROJECT
  -   $X_m + Y_m (Z^\circ)$  REPROVISIONED  $X_m$  VERTICAL BARRIER WITH  $Y_m$  CANTILEVER ARM AT  $Z^\circ$  FROM GROUND LEVEL UNDER THIS PROJECT
  -   $X_m$   $X_m$  VERTICAL BARRIER COMMITTED BY OTHER PROJECTS
  -   $X_m + Y_m (Z^\circ)$   $X_m$  VERTICAL BARRIER WITH  $Y_m$  CANTILEVER ARM AT  $Z^\circ$  FROM GROUND LEVEL COMMITTED BY OTHER PROJECTS
  -  UNDERPASS COMMITTED BY OTHER PROJECTS
  -  SEMI-ENCLOSURE COMMITTED BY OTHER PROJECTS (NOISE PANEL AT THE SIDE OF BLUE LINE)
  -  FULL ENCLOSURE COMMITTED BY OTHER PROJECTS



**AECOM**

**PROJECT**  
 60695325  
 WIDENING OF YUEN LONG HIGHWAY (SECTION BETWEEN LAM TEI AND TONG YAN SAN TSUEN)

**CLIENT**  
  
 路政署  
 HIGHWAYS DEPARTMENT

**CONSULTANT**  
 2008-2014  
 AECOM Asia Company Ltd.  
 www.aecom.com

**SUB-CONSULTANTS**  
 2014-2015

**ISSUE/REVISION**

NO.	DATE	DESCRIPTION	CHK.

**STATUS**  
 2014

**SCALE**  
 A1 1:12500

**DIMENSION UNIT**  
 METRES

**KEY PLAN**  
 2014

**PROJECT NO.**  
 60695325

**CONTRACT NO.**  
 2008

**SHEET TITLE**  
 2014  
 LOCATIONS OF UNDERPASSES, NOISE BARRIERS, SEMI-ENCLOSURES, AND FULL ENCLOSURES

**SHEET NUMBER**  
 2014  
 60695325/EIA/FIGURE 3.5

This drawing has been prepared for the use of AECOM's client. It may not be used, modified, reproduced or relied upon by third parties, except as agreed by AECOM or as required by law. AECOM accepts no responsibility and denies any liability, whatsoever, to any party that uses or relies on this drawing without AECOM's express written consent. All measures must be obtained from the stated dimensions.