

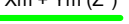
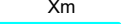








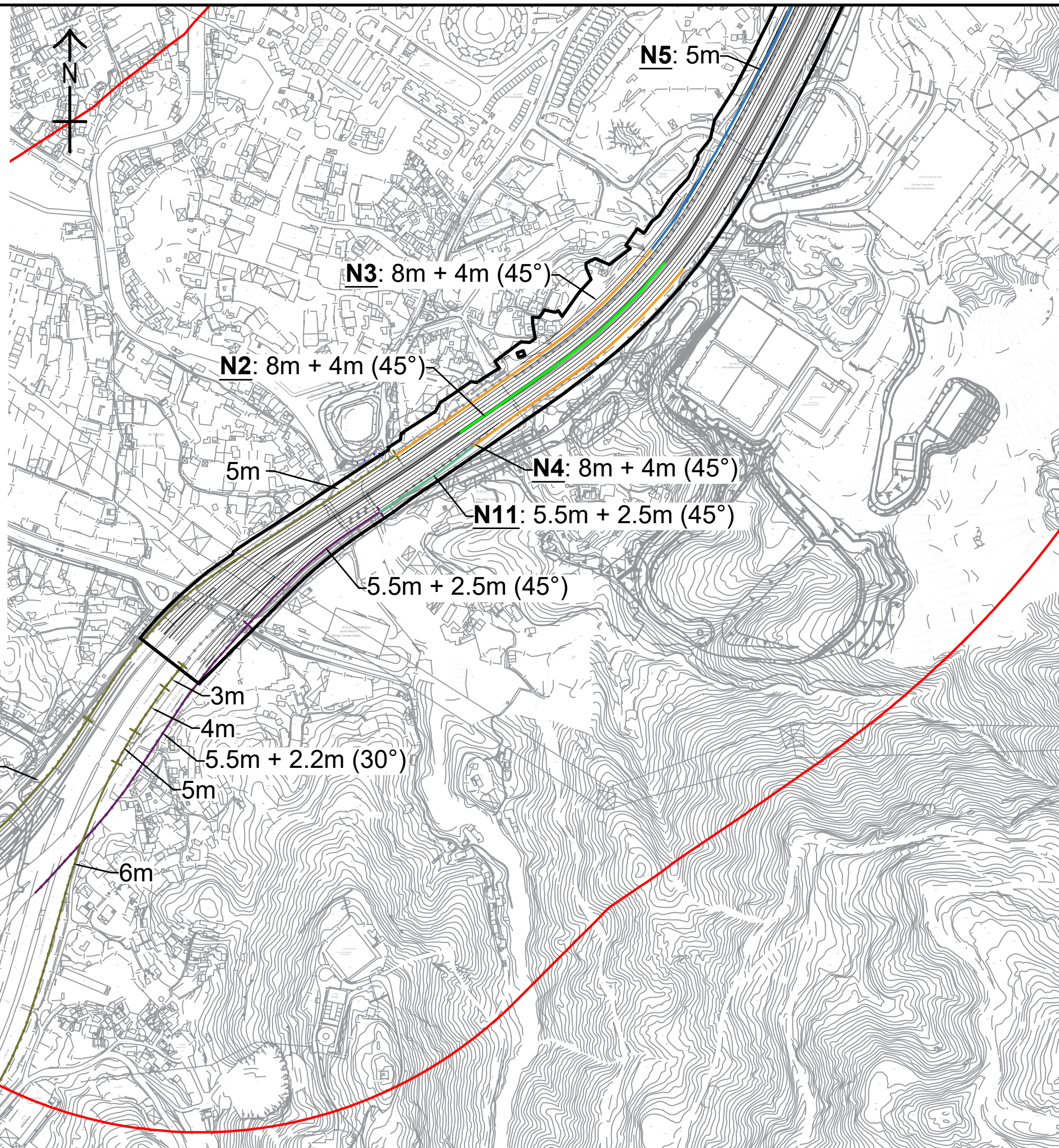


ISO A1 594mm x 841mm
 Approved:
 Checked:
 Designer:
 Project Management Initials:
 \$DATE\$
 \$USERS\$
 \$PATH\$ \$FILES\$

- LEGEND:**
-  SITE BOUNDARY
 -  500M AIR QUALITY IMPACT ASSESSMENT AREA
 -  $X_m + Y_m (Z^\circ)$ PROPOSED X_m VERTICAL BARRIER WITH Y_m Y-SHAPE CANTILEVER ARM AT Z° FROM GROUND LEVEL UNDER THIS PROJECT
 -  X_m PROPOSED X_m VERTICAL NOISE BARRIER UNDER THIS PROJECT
 -  $X_m + Y_m (Z^\circ)$ UPGRADED X_m VERTICAL BARRIER WITH Y_m CANTILEVER ARM AT Z° FROM GROUND LEVEL UNDER THIS PROJECT
 -  X_m REPROVISIONED X_m VERTICAL NOISE BARRIER UNDER THIS PROJECT
 -  $X_m + Y_m (Z^\circ)$ REPROVISIONED X_m VERTICAL BARRIER WITH Y_m CANTILEVER ARM AT Z° FROM GROUND LEVEL UNDER THIS PROJECT
 -  X_m X_m VERTICAL BARRIER COMMITTED BY OTHER PROJECTS
 -  $X_m + Y_m (Z^\circ)$ X_m VERTICAL BARRIER WITH Y_m CANTILEVER ARM AT Z° FROM GROUND LEVEL COMMITTED BY OTHER PROJECTS
 -  UNDERPASS COMMITTED BY OTHER PROJECTS
 -  SEMI-ENCLOSURE COMMITTED BY OTHER PROJECTS (NOISE PANEL AT THE SIDE OF BLUE LINE)
 -  FULL ENCLOSURE COMMITTED BY OTHER PROJECTS



AECOM

PROJECT
 WIDENING OF YUEN LONG HIGHWAY
 (SECTION BETWEEN LAM TEI AND TONG YAN SAN TSUEN)

CLIENT
 路政署
 HIGHWAYS DEPARTMENT

CONSULTANT
 AECOM Asia Company Ltd.
 www.aecom.com

SUB-CONSULTANTS

ISSUE/REVISION

NO.	DATE	DESCRIPTION	CHK.

STATUS

SCALE
 A1 1:12500

DIMENSION UNIT
 METRES

KEY PLAN

PROJECT NO.
 60695325

CONTRACT NO.
 60695325

SHEET TITLE
 LOCATIONS OF UNDERPASSES, NOISE BARRIERS, SEMI-ENCLOSURES, AND FULL ENCLOSURES

SHEET NUMBER
 60695325/EIA/FIGURE 3.5a

This drawing has been prepared for the use of AECOM's client. It may not be used, modified, reproduced or relied upon by third parties, except as agreed by AECOM or as required by law. AECOM accepts no responsibility and denies any liability whatsoever, to any party that uses or relies on this drawing without AECOM's express written consent. All measures must be obtained from the stated dimensions.