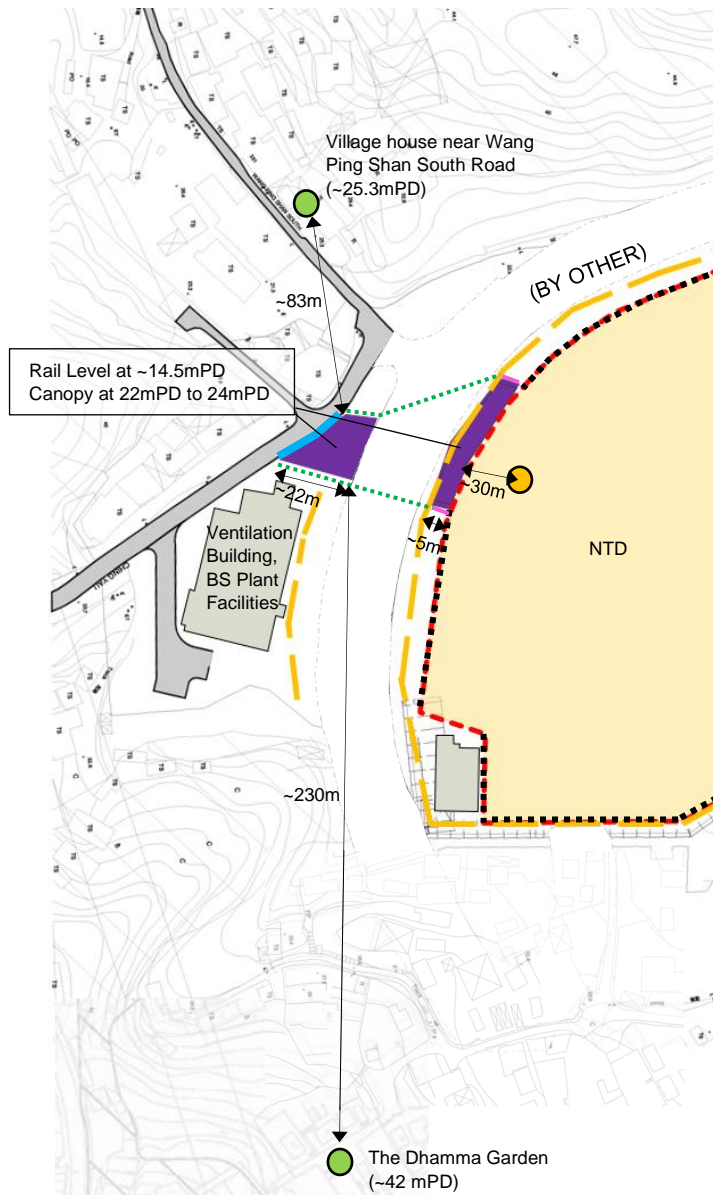











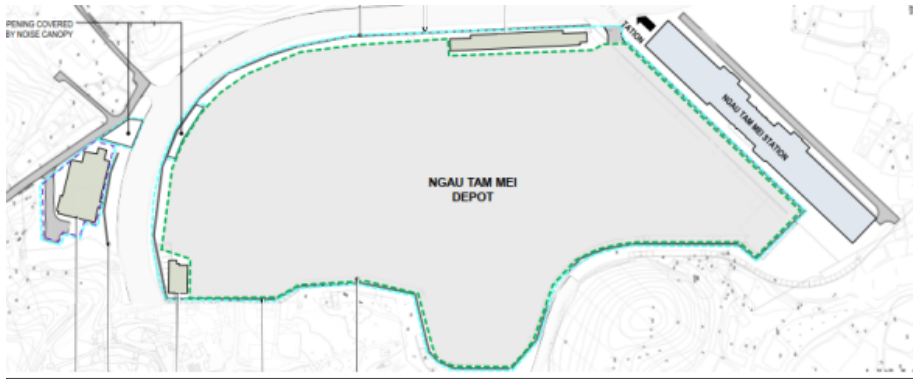
Appendix 4.14 Locations of Noise Canopy and Elevation of NTD



-  Podium deck
-  Full height wall
-  Retaining wall for excavation area
-  Noise canopy
-  Existing noise sensitive receiver
-  Potential noise sensitive receiver atop NTD
-  Tunnel Portal (under the noise canopy)
-  Vertical Louvre Wall
-  Tunnel Wall Structure

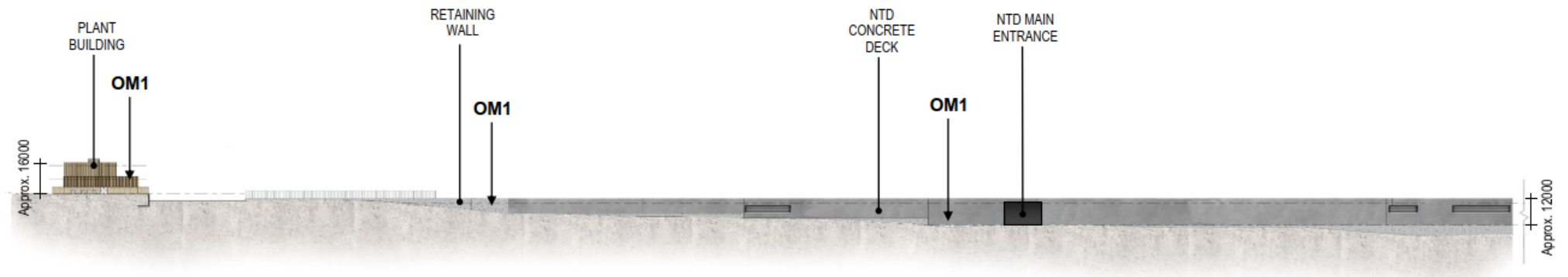
Notes:

1. Openings of trough section will be covered by noise canopies and vertical louvre walls such that the line of sight from any NSRs to the tracks is blocked. Exact dimension and configuration of canopies will be determined during detailed design stage.
2. This layout is indicative only and is subject to change in detailed design stage.
3. Rail tracks will be located underneath the proposed noise canopy between tunnel portal and NTD.



1

KEY PLAN



Note:
This layout is indicative only and is subject to change in detailed design stage.