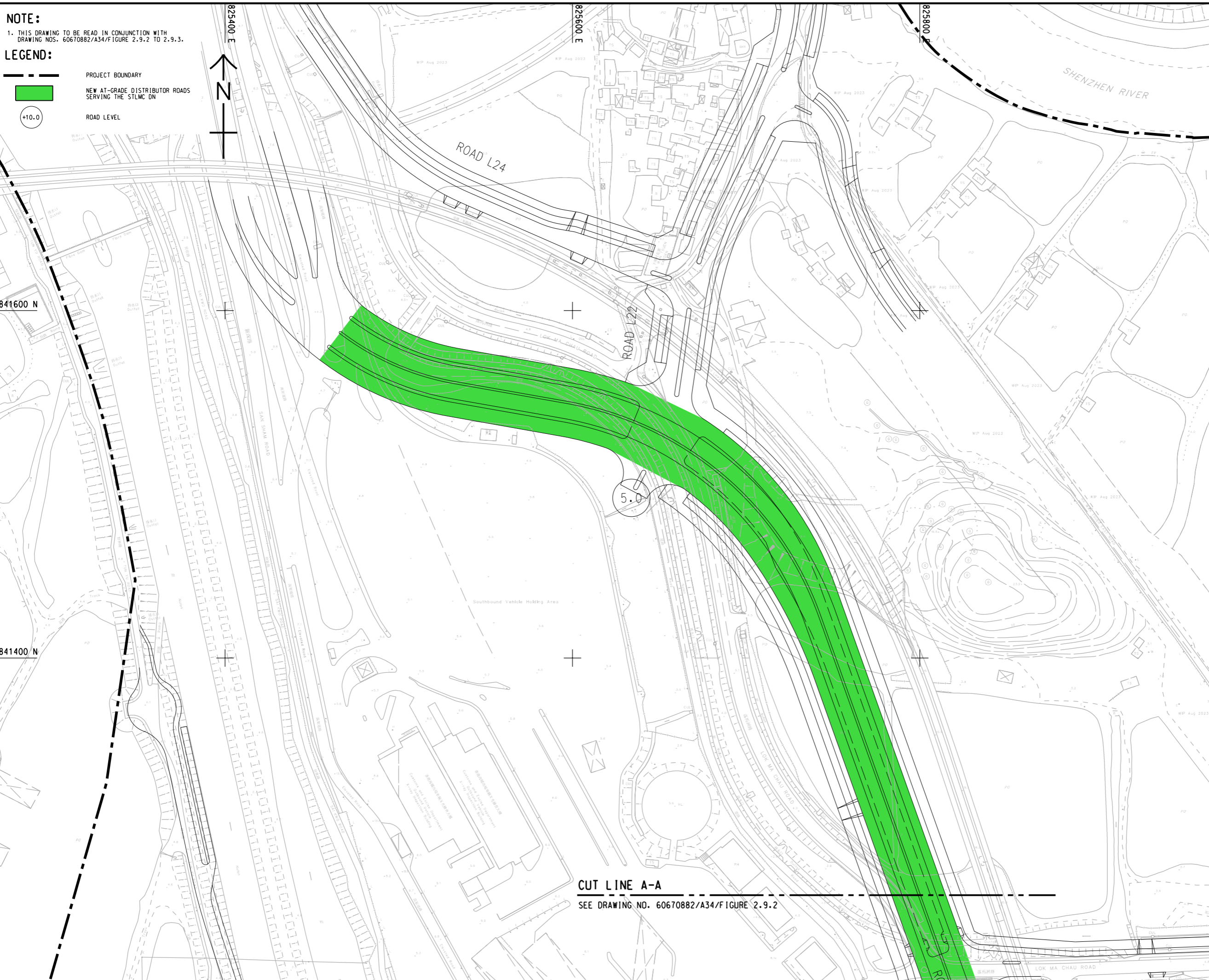


ISO A1 594mm x 841mm
 Approved:
 Checked:
 Designer:
 Project Management Initials:
 2023/12/28
 P:\PROJECTS\60670882\DRAWING\REPORT\A34\A34_387.dwg
 Plot File by: HED2

NOTE:
 1. THIS DRAWING TO BE READ IN CONJUNCTION WITH
 DRAWING NOS. 60670882/A34/FIGURE 2.9.2 TO 2.9.3.

LEGEND:

- PROJECT BOUNDARY
- NEW AT-GRADE DISTRIBUTOR ROADS SERVING THE SLMC DN
- ROAD LEVEL



CUT LINE A-A
 SEE DRAWING NO. 60670882/A34/FIGURE 2.9.2



PROJECT
 項目
FIRST PHASE DEVELOPMENT OF THE NEW TERRITORIES NORTH – SAN TIN / LOK MA CHAU DEVELOPMENT NODE – INVESTIGATION

CLIENT
 業主
土木工程拓展署
 Civil Engineering and Development Department
規劃署
 Planning Department

CONSULTANT
 工程顧問公司
 AECOM Asia Company Ltd.
 www.aecom.com

SUB-CONSULTANTS
 分判工程師有限公司

ISSUE/REVISION
 修訂

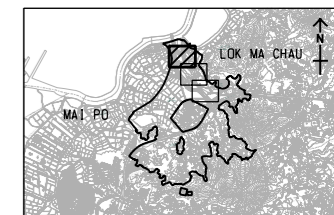
IR	DATE	DESCRIPTION	CHK.

STATUS
 階段

SCALE
 比例
 A3 1 : 2000

DIMENSION UNIT
 尺寸單位
 METRES

KEY PLAN A3 1 : 200000
 索引圖



PROJECT NO.
 項目編號
 60670882

AGREEMENT NO.
 協議編號
 CE 20/2021

SHEET TITLE
 圖紙名稱

GENERAL LAYOUT OF NEW DISTRICT DISTRIBUTOR ROAD (ROAD D6)

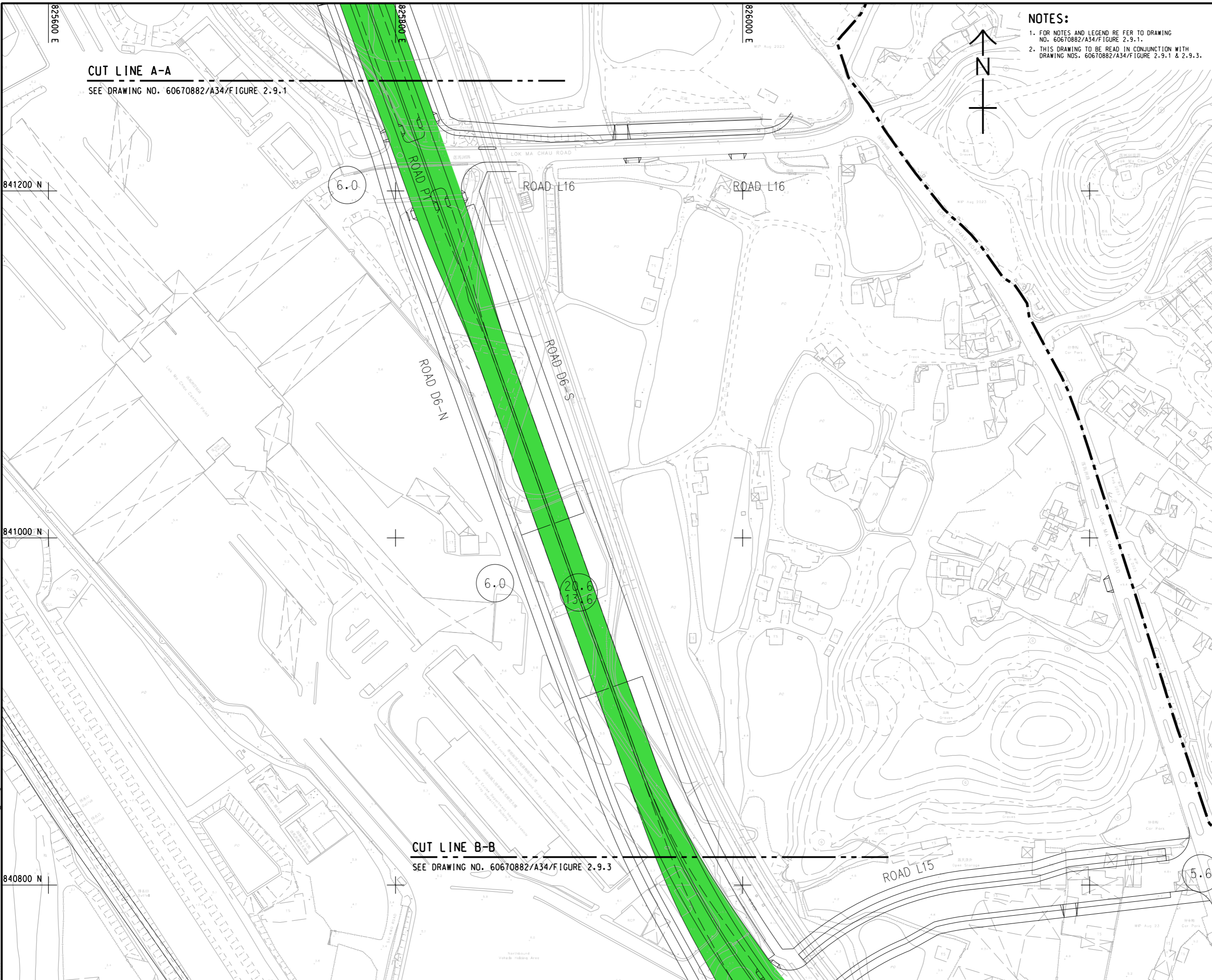
SHEET NUMBER
 圖紙編號

60670882/A34/FIGURE 2.9.1

This drawing has been prepared for the use of AECOM's client. It may not be used, modified, reproduced or relied upon by third parties, except as agreed by AECOM or as required by law. AECOM accepts no responsibility, and disclaims any liability whatsoever, for any gain, loss or damage on this drawing without AECOM's express written consent. All measurements must be obtained from the stated dimensions.

ISO A1 594mm x 841mm
 Approved:
 Checked:
 Designer:
 Project Management Initials:

Plot File by: Yifeng.CI 11/14/2023
 PATH: P:\PROJECTS\60670882\DRAWING\REPORT\A34\A34_385.dgn



NOTES:
 1. FOR NOTES AND LEGEND REFER TO DRAWING NO. 60670882/A34/FIGURE 2.9.1.
 2. THIS DRAWING TO BE READ IN CONJUNCTION WITH DRAWING NOS. 60670882/A34/FIGURE 2.9.1 & 2.9.3.

CUT LINE A-A
 SEE DRAWING NO. 60670882/A34/FIGURE 2.9.1

CUT LINE B-B
 SEE DRAWING NO. 60670882/A34/FIGURE 2.9.3



PROJECT
 項目
 FIRST PHASE DEVELOPMENT OF THE NEW TERRITORIES NORTH – SAN TIN / LOK MA CHAU DEVELOPMENT NODE – INVESTIGATION

CLIENT
 業主
 土木工程拓展署
 Civil Engineering and Development Department
 規劃署
 Planning Department

CONSULTANT
 工程顧問公司
 AECOM Asia Company Ltd.
 www.aecom.com

SUB-CONSULTANTS
 分判工程師有限公司

ISSUE/REVISION
 修訂

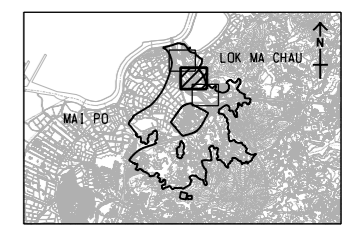
IR	DATE	DESCRIPTION	CHK.

STATUS
 階段

SCALE
 比例
 A3 1 : 2000

DIMENSION UNIT
 尺寸單位
 METRES

KEY PLAN A3 1 : 200000
 索引圖



PROJECT NO.
 項目編號
 60670882

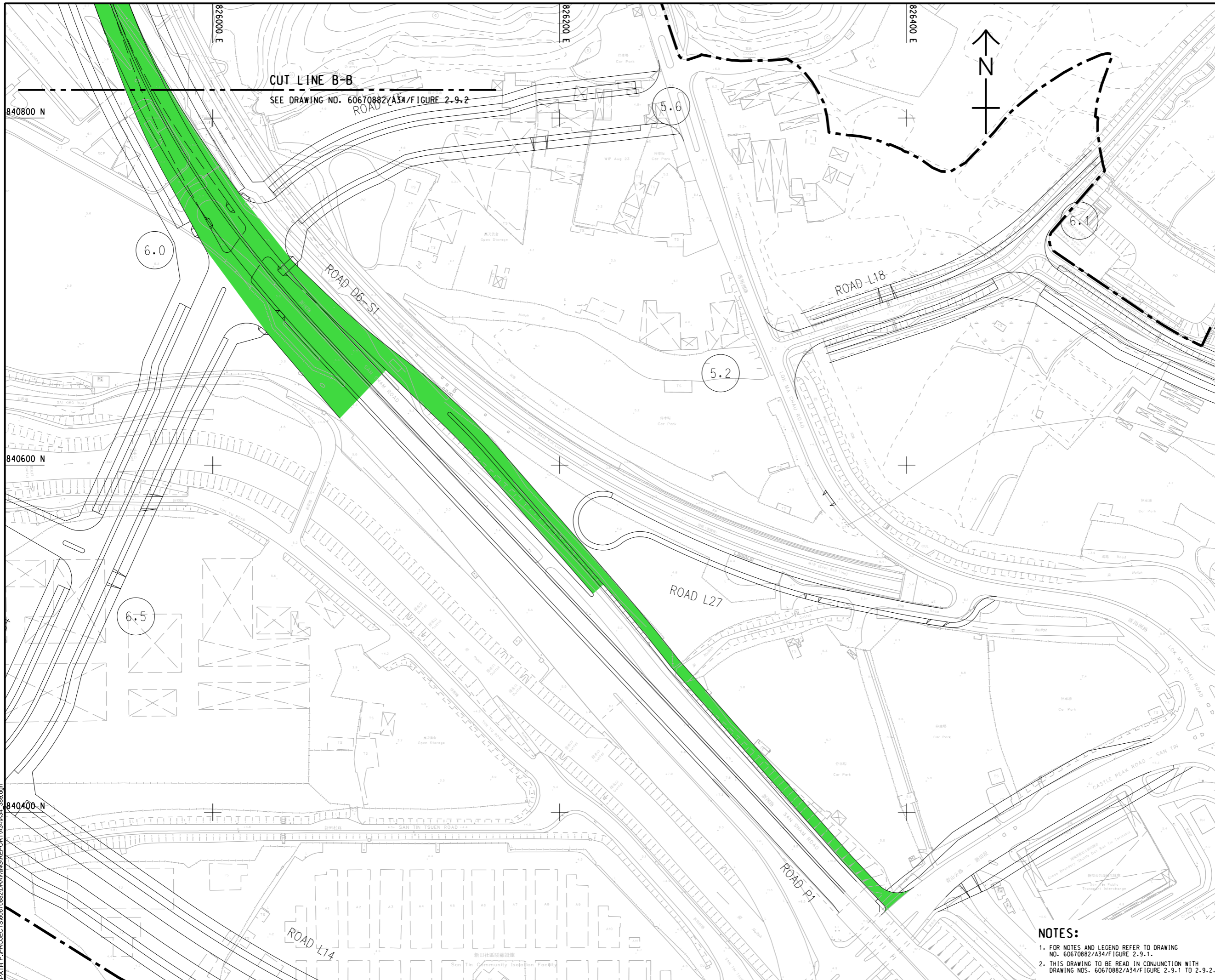
AGREEMENT NO.
 協議編號
 CE 20/2021

SHEET TITLE
 圖紙名稱
 GENERAL LAYOUT OF NEW DISTRICT DISTRIBUTOR ROAD (ROAD D6)

SHEET NUMBER
 圖紙編號
 60670882/A34/FIGURE 2.9.2

This drawing has been prepared for the use of AECOM's client. It may not be used, modified, reproduced or relied upon by third parties, except as agreed by AECOM or as required by law. AECOM accepts no responsibility, and disclaims any liability whatsoever, for any part, that uses or relies on this drawing without AECOM's express written consent. All measurements must be obtained from the stated dimensions.

ISO A1 594mm x 841mm
 Approved:
 Checked:
 Designer:
 Project Management Initials:
 2023/12/28
 PATH PROJECTS/60670882/DRAWING/REPORT/A34/A34_389.dwg



PROJECT
 項目
FIRST PHASE DEVELOPMENT OF THE NEW TERRITORIES NORTH – SAN TIN / LOK MA CHAU DEVELOPMENT NODE – INVESTIGATION

CLIENT
 業主
 **土木工程拓展署**
 Civil Engineering and Development Department
 **規劃署**
 Planning Department

CONSULTANT
 工程顧問公司
 AECOM Asia Company Ltd.
 www.aecom.com

SUB-CONSULTANTS
 分判工程顧問公司

ISSUE/REVISION
修訂

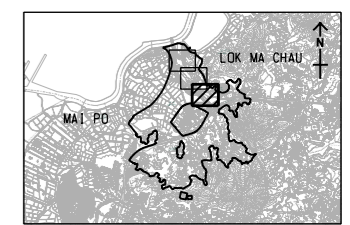
IR	DATE	DESCRIPTION	CHK.
修訂	日期	內容摘要	核對

STATUS
階段

SCALE
 比例
 A3 1 : 2000

DIMENSION UNIT
 尺寸單位
 METRES

KEY PLAN A3 1 : 200000
 索引圖



PROJECT NO.
 項目編號
 60670882

AGREEMENT NO.
 協議編號
 CE 20/2021

SHEET TITLE
 圖紙名稱
GENERAL LAYOUT OF NEW DISTRICT DISTRIBUTOR ROAD (ROAD D6)

SHEET NUMBER
 圖紙編號
 60670882/A34/FIGURE 2.9.3

- NOTES:**
- FOR NOTES AND LEGEND REFER TO DRAWING NO. 60670882/A34/FIGURE 2.9.1.
 - THIS DRAWING TO BE READ IN CONJUNCTION WITH DRAWING NOS. 60670882/A34/FIGURE 2.9.1 TO 2.9.2.

This drawing has been prepared for the use of AECOM's client. It may not be used, modified, reproduced or relied upon by third parties, except as agreed by AECOM or as required by law. AECOM accepts no responsibility, and denies any liability, whatsoever, for any part, that is used or relied upon in this drawing without AECOM's express written consent. All measurements must be obtained from the stated dimensions.