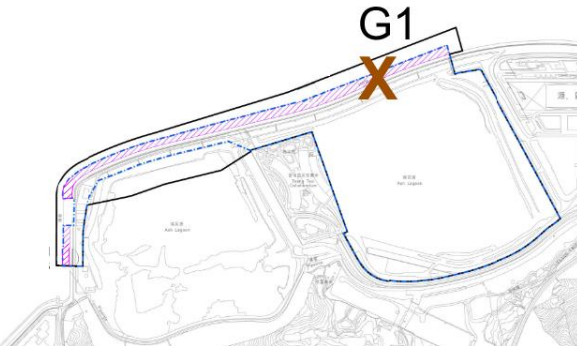




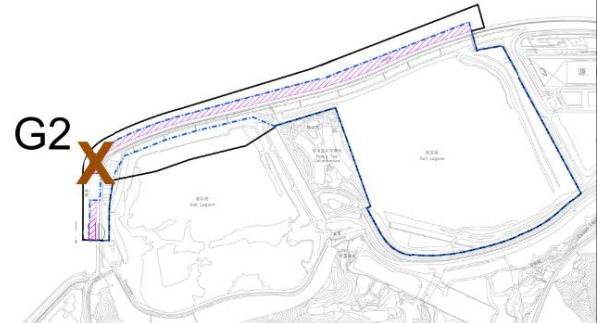
Scenario A1

- I-PARK2
- Proposed Seawall Modification / Berthing Facility
- Project Boundary
- Sediment Release Point



Scenario A2

- I-PARK2
- Proposed Seawall Modification / Berthing Facility
- Project Boundary
- Sediment Release Point



Flow Vector Plots:

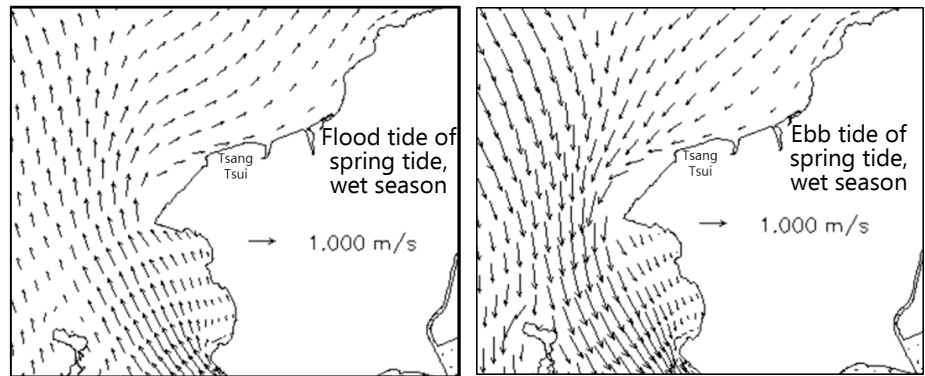


Table A Sediment Loss Rates

Source ID	Activity	Fine Content	Dry Density (kg/m ³)	Production Rate (m ³ /day)	Spill Rate	Working Hours per day	Sediment Loss Rate (kg/s)
Unmitigated Scenario A1							
G1	Sand blanket laying	5%	1,680	3,000	5%	16	0.219
Unmitigated Scenario A2							
G2	Sand blanket laying	5%	1,680	3,000	5%	16	0.219