








ISO A1 594mm x 841mm  
Approved:  
Checked:  
Designer:  
Project Management Initials:

PROPOSED MITIGATION MEASURES FOR CONSTRUCTION PHASE	
CM1	TREE PRESERVATION AND TRANSPLANTATION
CM2	PRESERVATION OF NATURAL COASTLINE
CM3	ERECTION OF DECORATIVE SCREEN HOARDING
CM4	MANAGEMENT OF CONSTRUCTION ACTIVITIES AND FACILITIES
CM5	REINSTATEMENT OF THE AFFECTED LANDSCAPED AREA

PROPOSED MITIGATION MEASURES FOR OPERATIONAL PHASE	
OM1	AESTHETICALLY PLEASING DESIGN OF ABOVEGROUND STRUCTURES
OM2	BUFFER SCREEN PLANTING
OM3	ROOF GREENING
OM4	ROADSIDE GREENING
OM5	OPEN SPACE PROVISION
OM7	LANDSCAPE TREATMENTS ON SLOPE OR RETAINING STRUCTURE
OM8	SHORELINE TREATMENT

- REMARKS:
- THE DRAWING DOES NOT INDICATE PRECISE NUMBER AND LOCATIONS OF RETAINED TREES AND COMPENSATORY TREES.
  - THE PRECISE NUMBER OF TREES TO BE RETAINED, TRANSPLANTED, REMOVED AND COMPENSATED SHALL BE DETERMINED AND AGREED SEPARATELY WITH GOVERNMENT DURING THE TREE PRESERVATION AND REMOVAL APPLICATION PROCESS UNDER DEVB TC(W) NO. 4/2020.
  - LANDSCAPING FEATURES AND FORMS OF STRUCTURES SHOWN IN THE DRAWING ARE INDICATIVE ONLY.

**LEGEND:**

-  PROJECT BOUNDARY
-  RETAINED TREES (CM1)
-  ROADSIDE PLANTING/ AMENITY (OM4)
-  PROPOSED NEW TREE PLANTING (OM4, OM6)
-  PROPOSED LAWN/ SHRUB PLANTING (OM2, CM3)
-  PROPOSED DEVELOPMENT & GREEN ROOF (OM3)
-  DP1



**PROJECT**  
DEVELOPMENT OF TSEUNG KWAN O AREA 137 AND ASSOCIATED RECLAMATION SITES – INVESTIGATION, DESIGN AND CONSTRUCTION

**CLIENT**  
CEPD 土木工程拓展署  
Civil Engineering and Development Department

**CONSULTANT**  
AECOM Binnies (TKO137) JV

**SUB-CONSULTANTS**  
分判工程顧問公司

**ISSUE/REVISION**

I/R	DATE	DESCRIPTION	CHK.

**STATUS**

**SCALE**      **DIMENSION UNIT**

A1 1 : 2000      METRES

**KEY PLAN**      A1 1 : 50000



**PROJECT NO.**      **CONTRACT NO.**  
60720423      CE 40/2023(CE)

**SHEET TITLE**  
KEY LANDSCAPE AND VISUAL MITIGATION PART PLAN FOR DP 1, DP2, DP4, DP5 AND DP6 IN TKO 132      SHEET 3 OF 3

**SHEET NUMBER**  
60720423/B30/FIGURE 11.5.7



This drawing has been prepared for the use of AECOM Binnies (TKO137) JV and is not to be used, modified, reproduced or relied upon by third parties, except as approved by AECOM Binnies (TKO137) JV or as replaced by AECOM Binnies (TKO137) JV. It may not be used, modified, reproduced or relied upon by third parties, except as approved by AECOM Binnies (TKO137) JV or as replaced by AECOM Binnies (TKO137) JV. All measurements must be obtained from the stated dimensions.

V:\BAK\US55-BAK\CSWP\pilot\Create PH file\new\CSWP-75\color\pht  
Plot File by: WangMB  
2024/10/22  
PATH P:\PROJECTS\60720423\DRAWING\REPORT\B30\B30\_936.dgn