

4

我們的指標和成效 Our Targets and Achievements

支援減廢的指標

家居廢物源頭分類計劃支援政府於2005年定下的兩個減少香港廢物量的指標：

- 在2010年或之前有80%市民透過家居廢物源頭分類參與廢物分類回收。
- 在2012年或之前家居廢物回收率可提升至26%。

上述和其他的減廢措施均在《都市固體廢物管理政策大綱(2005-2014)》中發表。

Supporting Waste Reduction Targets

The SSW Programme supports two targets set by the Government in 2005 to reduce Hong Kong's waste loads:

- To have 80% of people recover their waste for re-use and recycling by 2010 through source separation of domestic waste.
- To increase domestic waste recovery to 26% by 2012.

These and other waste reduction measures are described in the "A Policy Framework for the Management of Municipal Solid Waste (2005-2014)".

香港的整體家居廢物回收率自該計劃於2005年推出後不斷上升。截至2008年底，有31%的家居廢物被回收。此外，與2007年相比，2008年的家居廢物棄置量亦減少了4%。

家居廢物源頭分類計劃透過擴展廢物分類回收設施，為本港家居廢物的減量作出了重大貢獻。截至2008年年底，共有996個屋苑參與計劃，高於920個屋苑的指標，涵蓋全港約370萬人或53%的人口。

The overall domestic waste recovery rate in Hong Kong has continued to increase since the Programme's launch in 2005. By the end of 2008, 31% of domestic waste was recovered. Moreover, domestic waste loads dropped more than 4% in 2008 compared to 2007.

The SSW Programme has been a major contributor to the reduction of domestic waste in Hong Kong through its efforts to extend waste recovery facilities. By the end of 2008, 996 housing estates were enrolled in the programme against a target of 920, representing 3.7 million people or 53% of the population.



參與屋苑數目的指標和實際參與數目 Targets and Enrolment Rates of Housing Estates

指標 Targets						
年份 Year	2005	2006	2007	2008	2009	2010
屋苑類別 Housing type						
公共屋邨 Public housing estates	30	70	100	120	140	160
私人屋苑 (包括政府宿舍) Private housing estates (including government quarters)	150	400	600	800	1000	1200
總指標 Target total	180	470	700	920	1140	1360*
實際參與數目 Actual Enrolment	225	497	766	996	-	-

*相當於全港人口的80%
representing 80% of the population



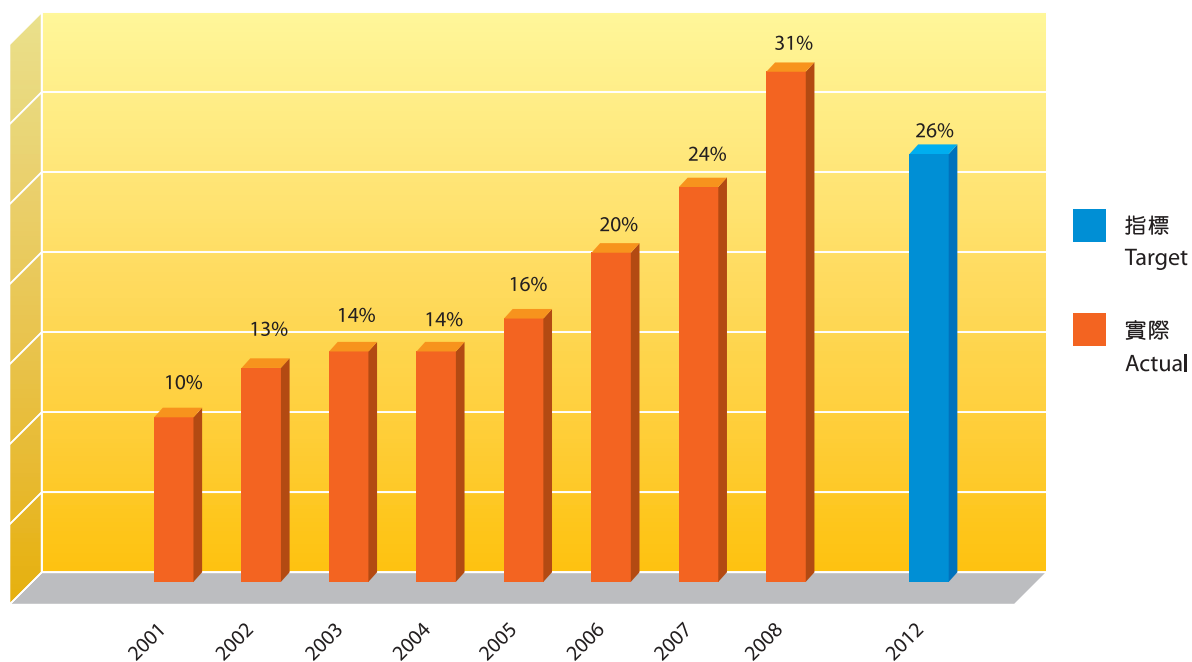
大部分參與屋苑表示他們的廢物回收量大大提高：

- 在每個樓層設置廢物分類回收設施的屋苑當中，114個屋苑匯報他們所收集的可回收物料增加了78%，每月每戶平均廢物回收量為8.0公斤。
- 在樓下設置回收設施並擴大可回收物料種類的屋苑當中，220個屋苑匯報他們的廢物回收量增加了72%，每月每戶平均廢物回收量為5.5公斤。
- 廢物回收量的上升促使參與屋苑的廢物棄置量減少了10%。

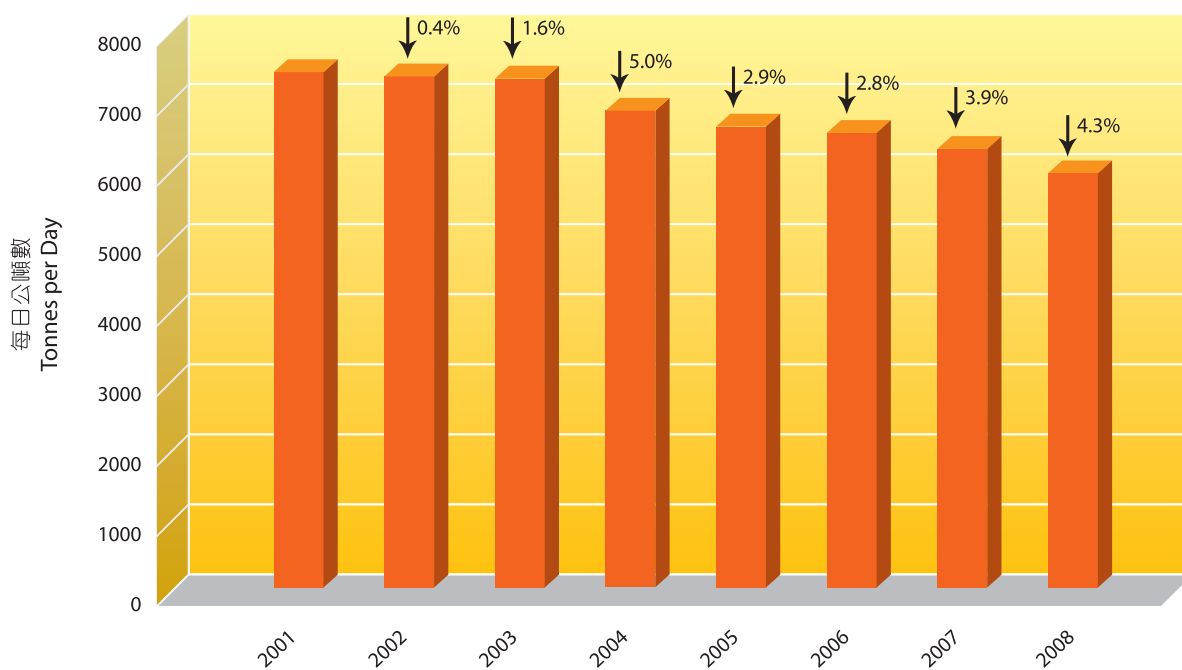
Most of the participating housing estates reported impressive increases in waste recovery:

- 114 estates that set up waste separation facilities on each floor increased the quantity of recyclables recovered by 78%. They reported collecting an average of 8.0 kg of recyclables per household per month.
- 220 estates with expanded ground-level waste separation facilities increased collection by 72% and collected an average of 5.5 kg per household per month. This was achieved in part by expanding the range of recyclables collected.
- The improvements in waste recovery helped to reduce the quantity of waste requiring disposal by 10% at participating housing estates.

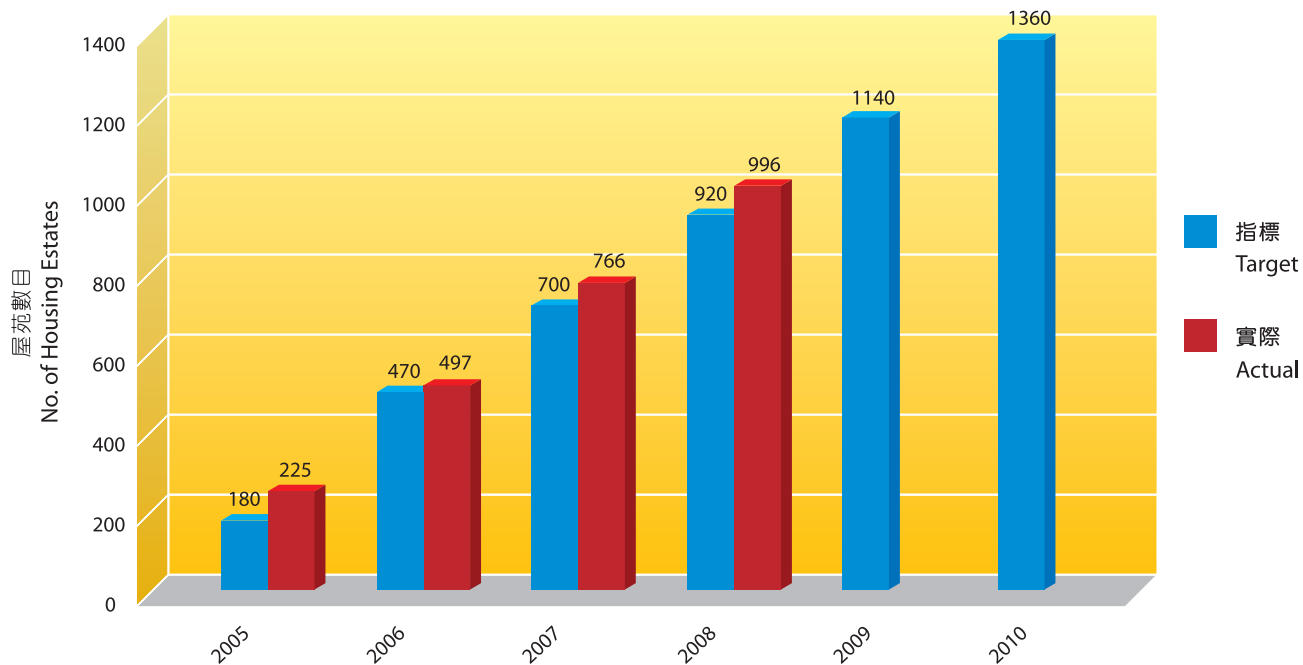
家居廢物回收率
Domestic Waste Recovery Rate



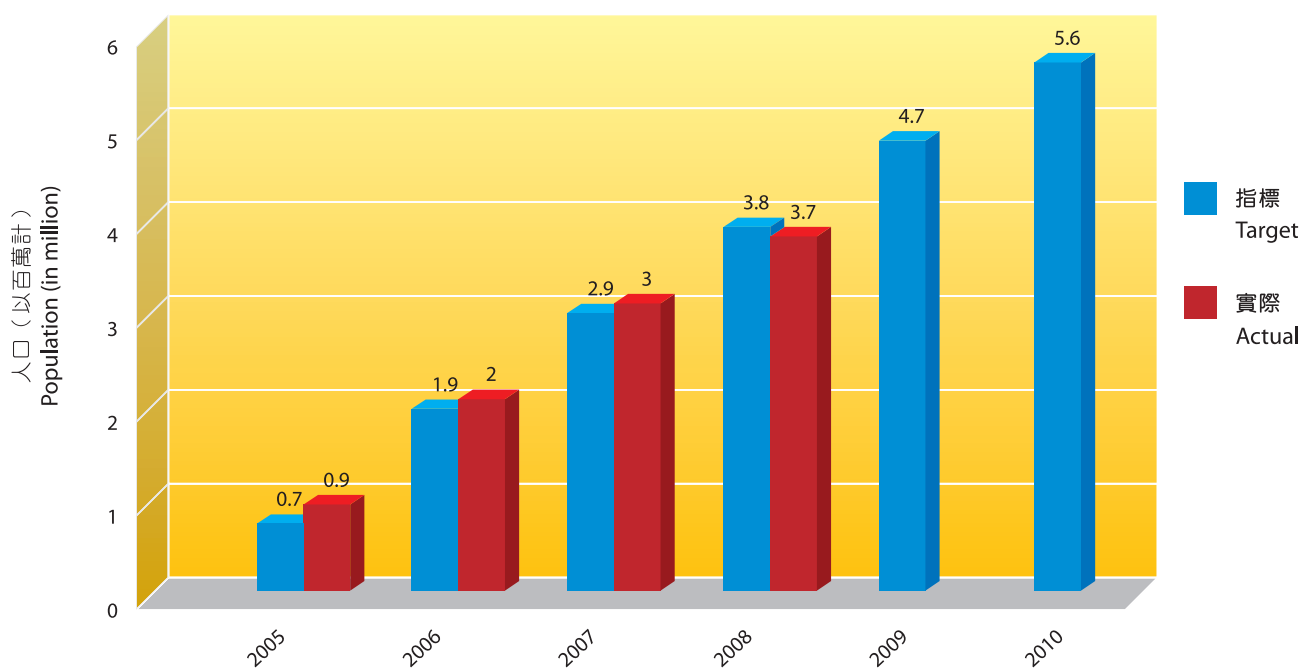
家居廢物棄置量
Domestic Waste Disposal Quantity



屋苑的招募
Recruitment of Housing Estates



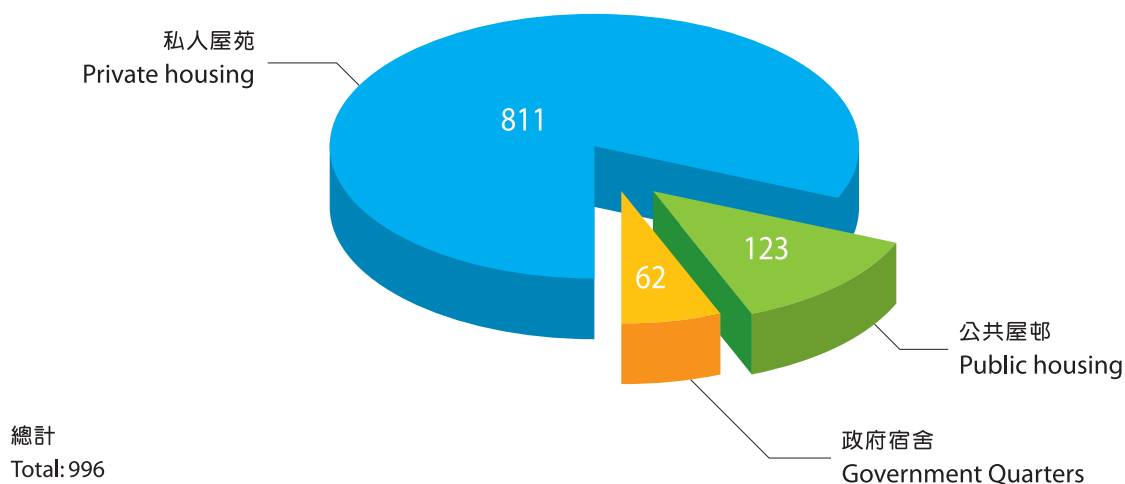
參與率（按人口）
Participation Rate (by Population)



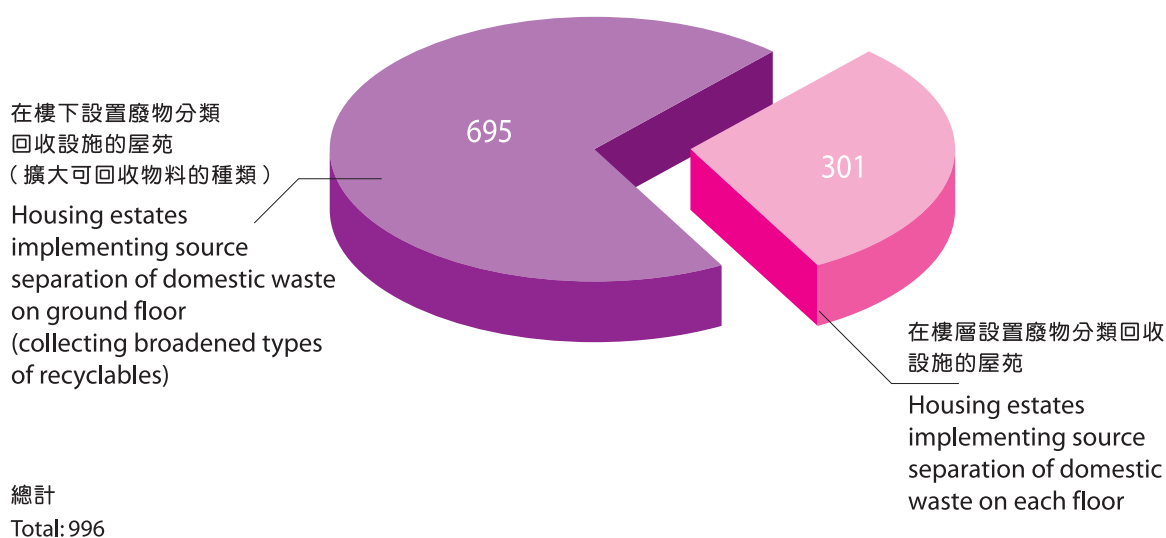
* 註釋：2008年的實際參與率（以人口計算）低於指標，原因是新加入屋苑的戶數較預期少。

* Note: The actual participation rate (by population) in 2008 was lower than targeted as newly recruited housing estates had a smaller than expected number of households.

參與屋苑的數目（按類別）*
Breakdown of Participation Housing Estates (by Type) *



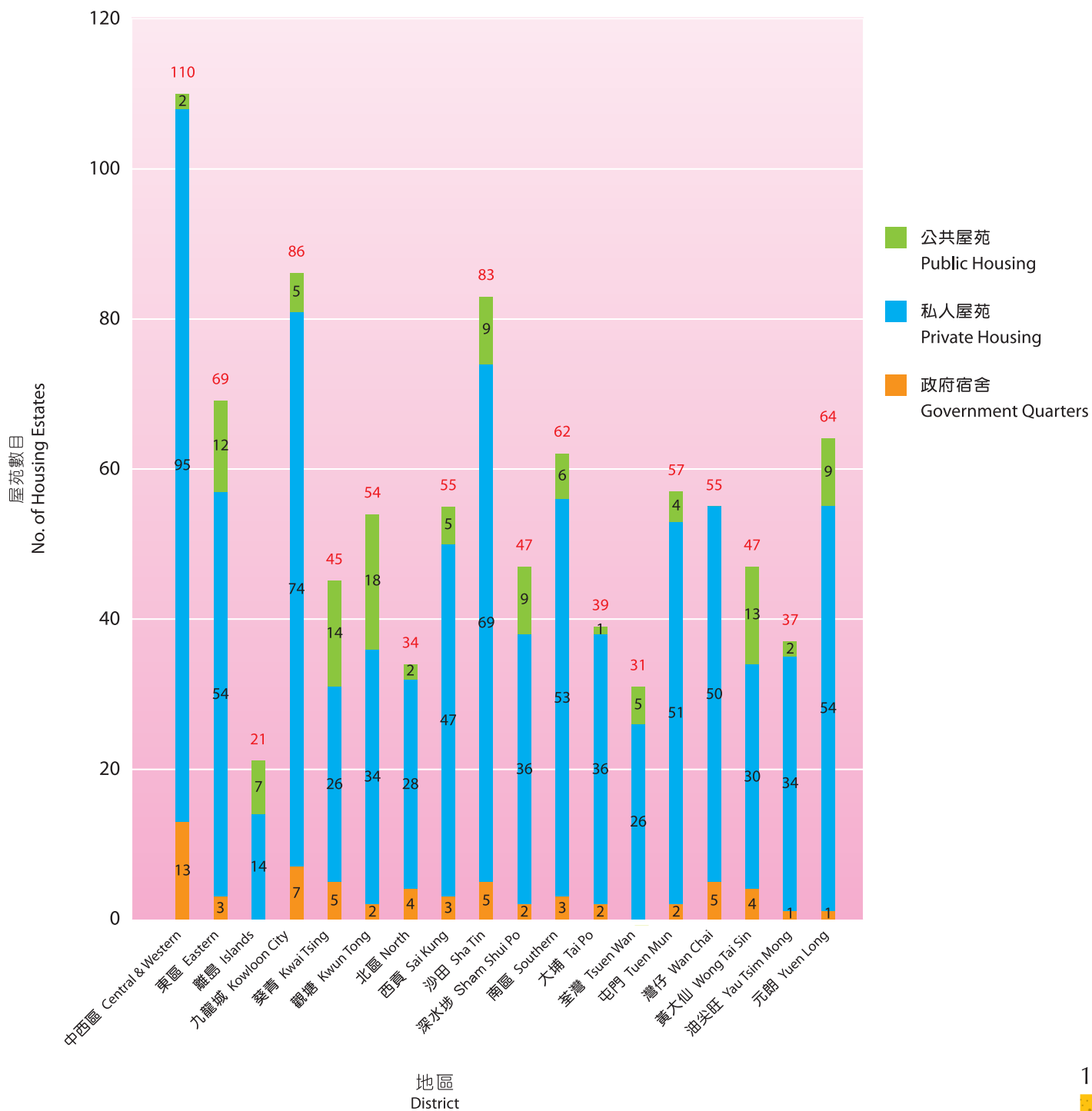
參與屋苑的數目（按廢物分類回收模式）
Breakdown of Participating Housing Estates (by Waste Separation Mode)



* 註釋：約有1,200個私人屋苑及全港所有180個公共屋邨會分別於2010及2012年或之前參與計劃。在公共屋邨方面，計劃由房屋署、香港房屋委員會和香港房屋協會統籌。在政府宿舍方面，政府產業署轄下的所有政府宿舍現已參與計劃。

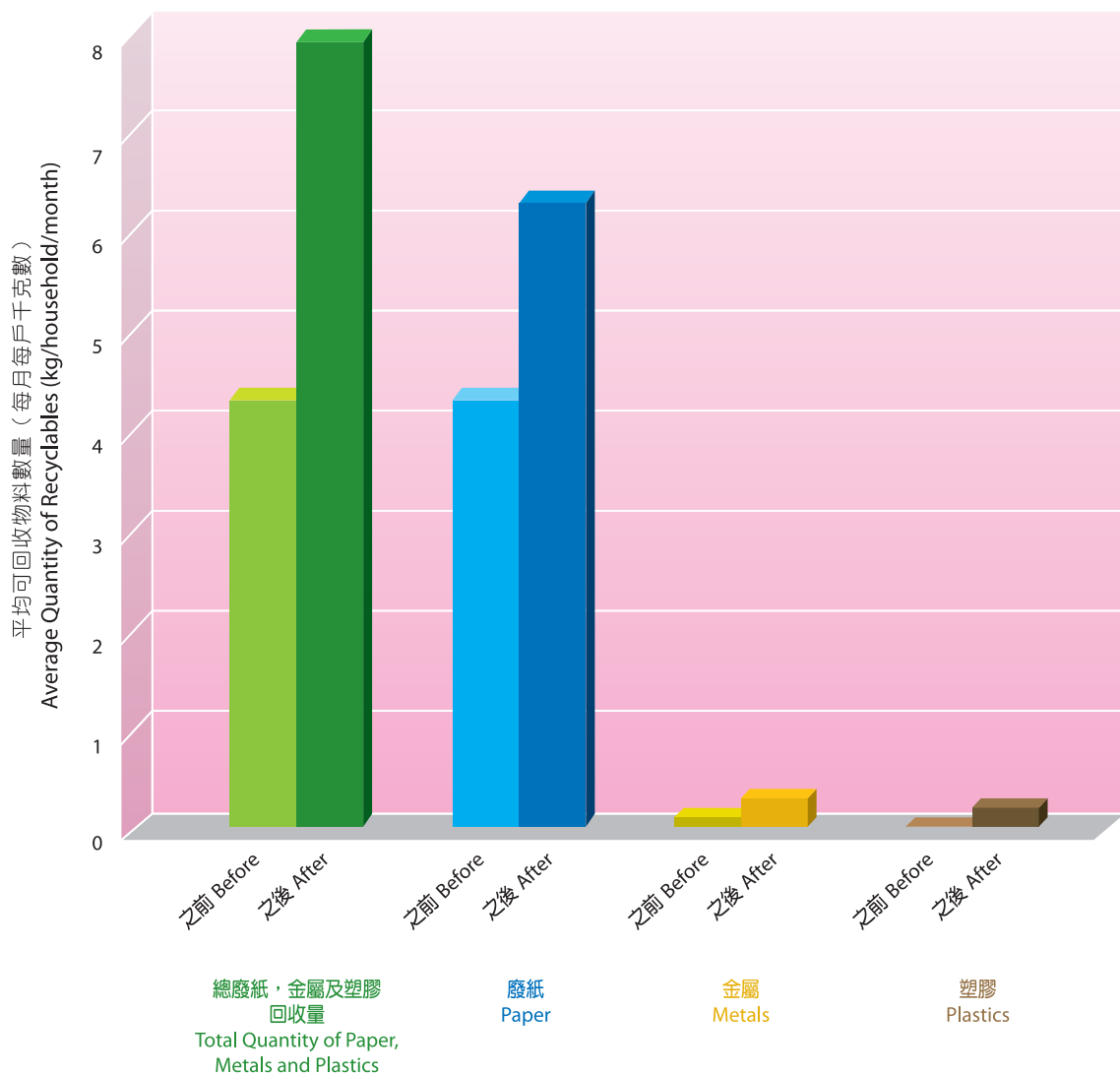
* Note: Some 1,200 private housing estates and all 180 public housing estates will join by 2010 and 2012, respectively. In public housing estates, the Programme is coordinated by the Housing Department, Hong Kong Housing Authority and Hong Kong Housing Society. All government quarters under the Government Property Agency have now joined the Programme.

參與屋苑的分佈 (按地區)
Distribution of Participating Housing Estates (by District)



在樓層實行廢物分類回收的成效* Achievements of Floor-based Source Separation of Waste*

計劃實行後可回收物料數量的變動
Change in quantity of recyclables recovered after implementation of the Programme

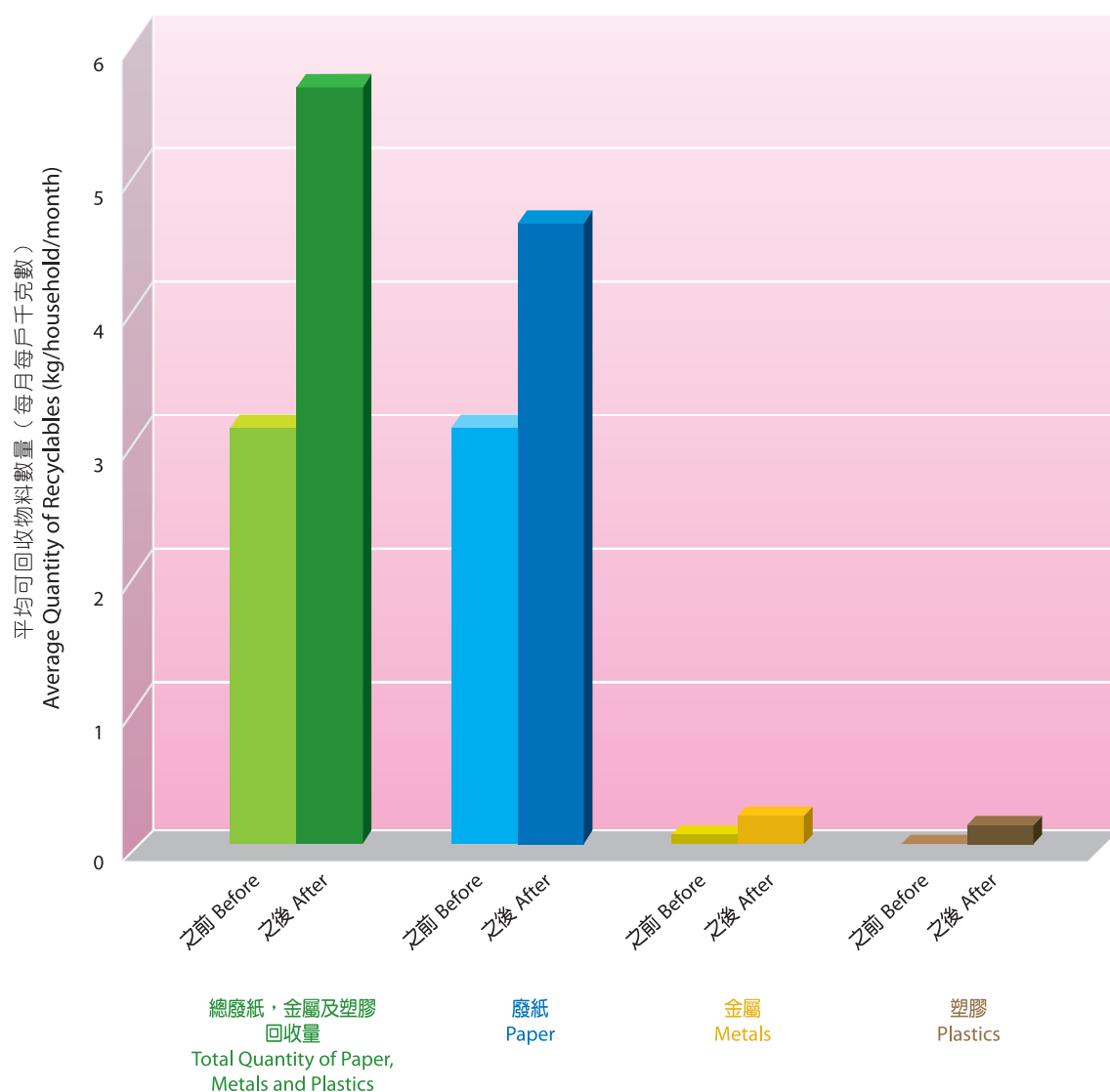


* 註釋：根據 114 個已率先實行樓層廢物分類回收的屋苑計算。參與計劃前，屋苑已在樓下設置回收設施收集廢紙、鋁罐和膠樽，並錄得可靠的基線數據。

* Note: Based on 114 housing estates that have introduced waste collection on each floor. Prior to joining the Programme, collection facilities were at ground level and accepted only waste paper, aluminium cans and plastic bottles. These estates have also recorded reliable baseline data.

在樓下實行廢物分類回收的成效* Achievements of Ground Floor Source Separation of Waste*

計劃實行後可回收物料數量的變動
Change in quantity of recyclables recovered after implementation of the Programme



* 註釋：根據220個已在樓下實行廢物分類回收的屋苑計算。這些屋苑在推行計劃前只回收廢紙、鋁罐和膠樽，現在則回收更多物料種類。這些屋苑亦錄得可靠的基線數據。

* Note: Based on 220 housing estates with waste collection facilities on the ground floor. Previously they collected only waste paper, aluminium cans and plastic bottles; they now collect a wider range of recyclables. These estates have also recorded reliable baseline data.